

*Hedonist*

**MELT ME  
SOFTLY**



# Contents

Your Hedonist journey begins today...

1. About
2. How To Use
3. Safety Precautions
4. Product Specifications/Disclaimer

# About

*Hedonist*

Our cheeky 3-in-1 concoction is a candle, a massage oil, a body lotion all rolled into one. It's the secret to supreme hydration, leaving your skin plump, after an enticing rubdown.

## **\*\*Benefits For Your Skin\*\***

✨ Crafted with Care: Melt Me Softly massage oil candle's guilt-free formula contains no parabens, phthalates, glycerin, and is cruelty-free for your pure sensory delight!

✨ Natural Goodness: Dive into a pool of all-natural indulgence with our blend of coconut wax, mango butter, jojoba oil, pumpkin seed oil, and vitamin E. Our formula ensures an ultra-low melting point, which means the oil gets warm, not hot. Pour it directly onto your skin once it's melted and extinguished. It's a party for your skin, and you're invited!

✨ Moisture Galore: Our special formula is like a spa day in a jar! It's designed to hydrate and nourish your skin, giving you that radiant healthy glow.

# About

*Hedonist*

**\*\*What's in it for you\*\***




♥ Ease of Use: The candle's convenient pour spout gives you full control. Apply the oil directly onto your skin, and indulge in the luxury of customizing the amount and targeting specific areas.

♥ Aphrodisiac Magic: Fall under the spell of the tempting scent of Autumn pear and freesia. It's not just a fragrance; it's an aphrodisiac that can turn up the heat and create an unbreakable connection between partners. The sparks are about to fly!

♥ Romantic Vibes: It's not just a candle; it's a key to unlocking a world of intimacy and foreplay. Perfect for couples looking to elevate their connection through sensual massages. Get ready to set the stage for an unforgettable romantic atmosphere.

# How to use

Here are some tips for the best experience with your Melt Me Softly Massage Oil Candle:

-  **1. Light It Up:** Begin by burning your candle for at least 10–15 minutes or until a pool of massage oil is evenly formed on the surface of your candle for use.
-  **2. Extinguish Flame Before Use:** It's important not to let your candle burn longer than necessary. Once you've melted enough oil for use, extinguish the flames. You can do this by gently blowing out the flame, using a wick snuffer if you have one, or, to minimize any smoke, promptly covering the candle with its lid. Please avoid using water to douse the flames, as it can mess with the oil formula.
-  **3. Check the Heat:** Before directly applying the warm oil to your skin, ensure you've checked the temperature of both the ceramic container and the melted massage oil. A quick test with your fingertips is the way to go. Once comfortable, you can pour it directly onto your skin and start your moisturising massage.
-  **4. Burn Time:** This 160g / 5.6oz candle offers approximately up to 30 hours of burn time. For the perfect consistency, we suggest burning your candle in 10-15 minute intervals.

# Safety Precautions

*Hedonist*

By following these safety precautions, you can enjoy a delightful and worry-free massage experience with our massage oil candle.

- 1. Keep It Cool:** Ensure your candle is stored and used in a cool, dry place. Avoid exposure to extreme heat or direct sunlight, as excessive temperatures may cause the candle to melt prematurely or create a hazard.
- 2. External Use Only:** Our massage oil candle is intended for external use on the skin and intimate areas. It is not suitable for internal or personal lubrication. Keep it away from sensitive areas like eyes, mouth, and mucous membranes.
- 3. Skin Test:** Prior to using the melted oil on your skin, test the temperature with your fingertips. It should be comfortably warm but not hot. Be cautious when applying to prevent burns or discomfort. If you experience any skin discomfort or irritation, discontinue use immediately. This candle may not be suitable for all skin types.
- 4. Extinguish Flames:** Always extinguish the candle's flame before using the melted oil. Use a wick snuffer or gently blow out the flame. Avoid using water to put out the flames, as it may affect the oil formula.
- 5. Keep Out of Reach:** Store the candle out of the reach of children and pets to prevent accidents.
- 6. Use Caution with Ceramic:** The ceramic container can become hot during use. Handle with care and avoid contact with flammable materials.

Disclaimer: We are not responsible or liable for any injury, damage, loss and cost that might arise out of or in connection with our product. Please perform personal due diligence for you or your partner's safety before engaging in any sexual activity.

# Product Specifications

*Hedonist*

**Material:** Ceramic candle jar with spout + coconut wax

**Ingredients:** coconut wax, mango butter, jojoba oil, pumpkin seed oil and vitamin E

**Fragrance:** Autumn pear and freesia

**Size:** D 7.8\*H 9.2 cm

**Weight:** 160g / 5.6oz (up to ~30 hours of burn time)

**Colour:** Black

## Disclaimer

Disclaimer: Users of this product do so at their own risk. Neither Hedonist nor its retailers assume any responsibility or liability for the use of this product. Changes or Modifications not expressly approved by the manufacturer could void the user's authority to operate the equipment.

Model may be changed for improvements without notice.

© 2023 HEDONIST. ALL RIGHTS RESERVED.

CURATED BY HEDONIST SINGAPORE

MANUFACTURED FOR HEDONIST IN PRC

WEBSITE: [WWW.HEDONISTTRIBE.COM](http://WWW.HEDONISTTRIBE.COM)

SUPPORT: [HELLO@HEDONISTTRIBE.COM](mailto:HELLO@HEDONISTTRIBE.COM)