

Hedonist



LOLA

Contents

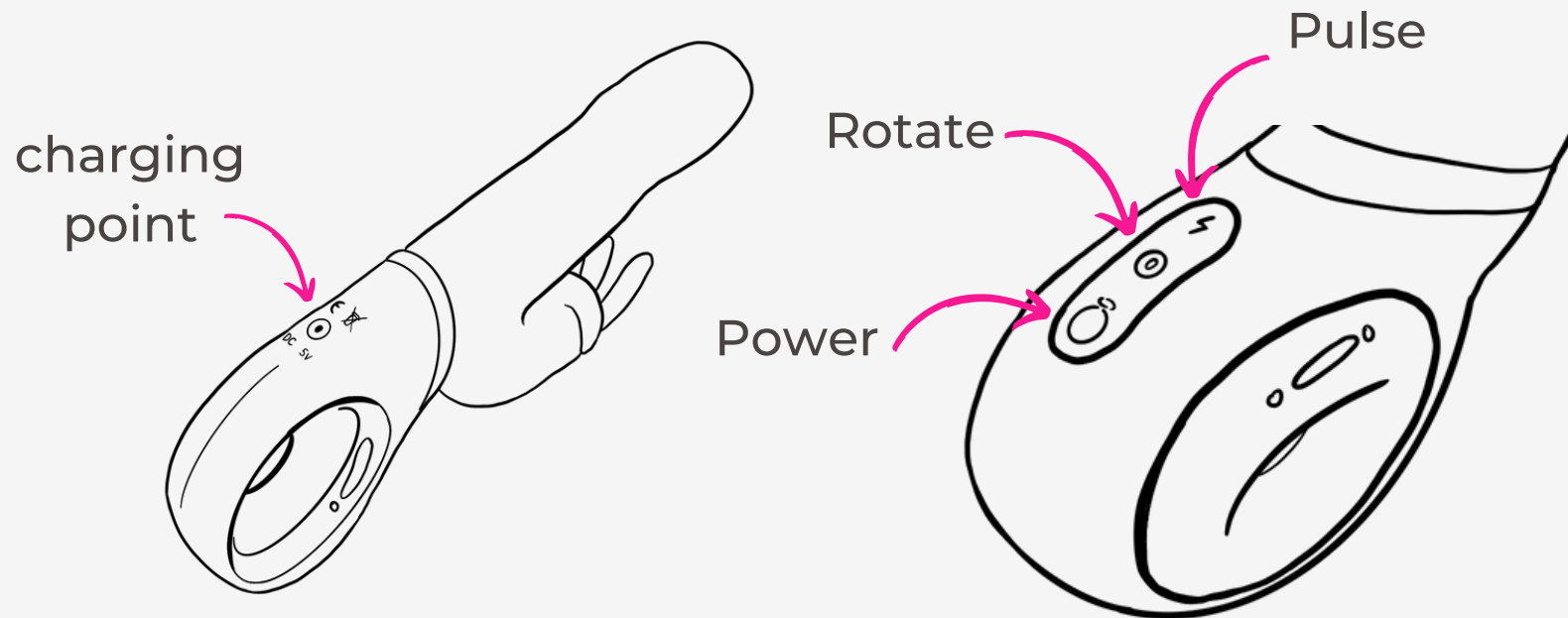
Your Hedonist journey begins today...

1. Getting started
2. Charging Guide
3. Using the Lola
4. Cleaning, Storage & Safety.
5. Trouble Shooting
6. Warranty & Return
7. Product Specifications/Disclaimer

Getting started

Hedonist

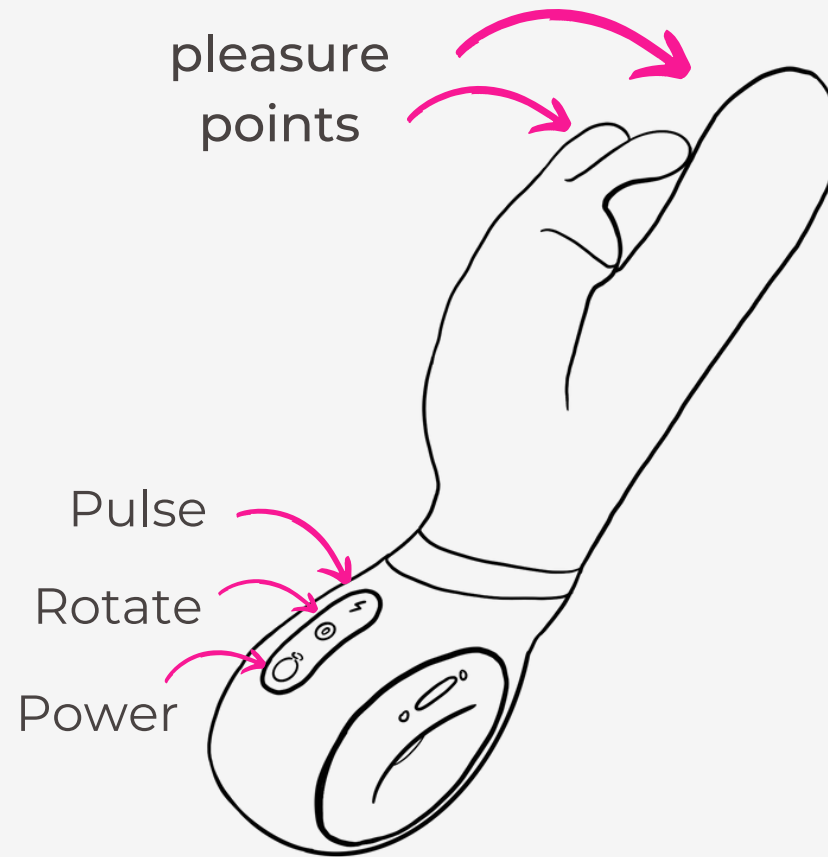
Congratulations on acquiring the Lola. Before getting more closely acquainted with it, please take a moment to look through this product guide.



- Before first use, charge your Lola for ~1.5 hours. For more details on charging, refer to [Charging Guide](#)
- Once charged, hold the 'Power' button for 3 seconds to activate
- Press 'Power' button once to pause all features
- Press the 'Rotate' button to adjust between 6 rotating modes
- Double click the 'Rotate' button to switch the rotation direction
- Press the 'Pulse' button to adjust between 12 vibrating modes
- Press and hold 'Rotate' or 'Pulse' button to turn off its individual feature, press again to start from the first variation
- Press and hold the 'Power' button to turn off your Lola

Getting started

Hedonist



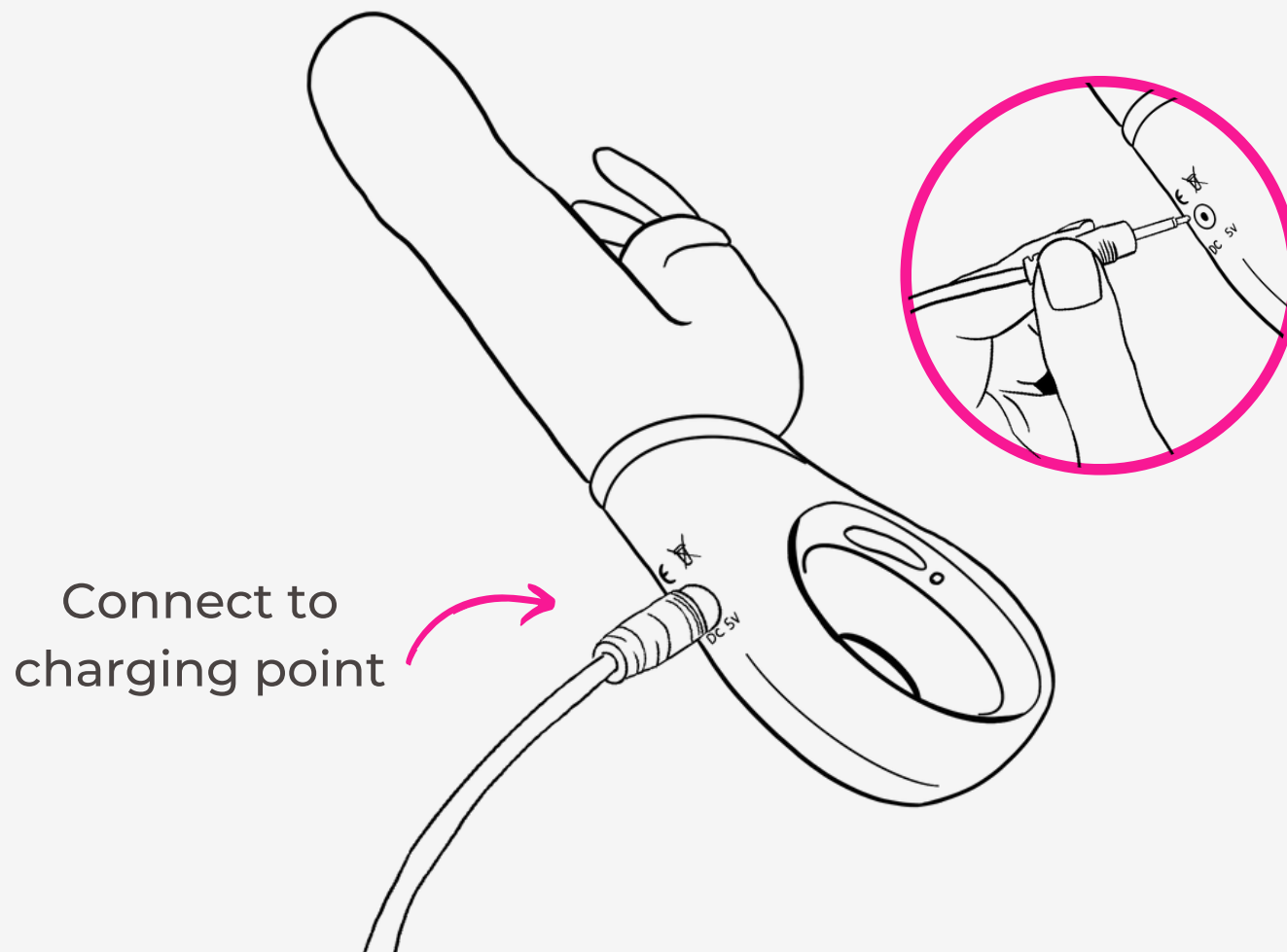
Travel Lock Feature

- Press and hold 'Rotate' and 'Pulse' buttons at the same time to lock the device.
- To unlock the device, press and hold 'Rotate' and 'Pulse' buttons
- The device automatically unlocks when charged

Charging Guide

Hedonist

- Ensure that the charging port is dry before charging
- Connect the DC plug to the DC port at the base of your Lola
- Insert the USB port into a USB power adaptor of 5V or less
- The LED light on the interface of your Lola will blink to indicate it is charging
- When it is fully charged (after ~1.5 hours), the LED will emit a steady glow
- Please disconnect charger once fully charged
- Avoid charging your Lola for a prolonged period of time

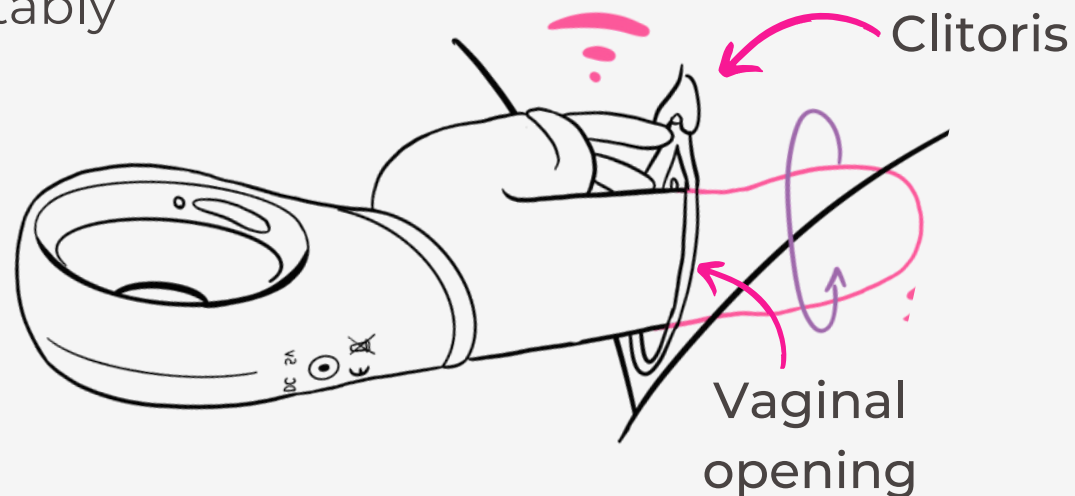


Using the Lola

Hedonist

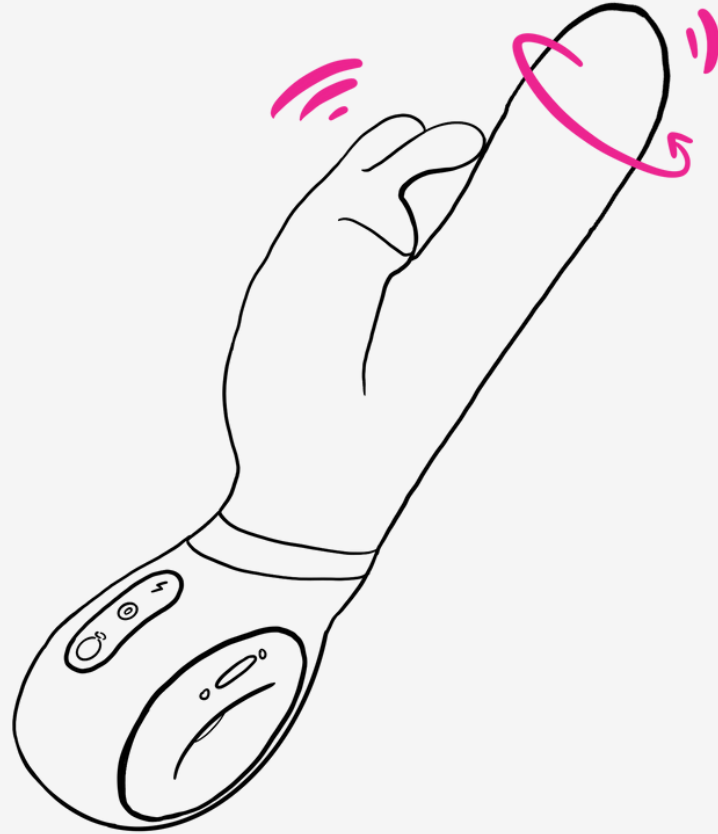
Lola's high-quality, silky soft body-safe silicone was designed to satisfy you both internally and externally. She is "thicc" and made for pleasure. Designed with a rotating head that has up to 6 rotating modes and 10 unique vibrating modes!

1. Hold your Lola by the handle. Position it in your hands comfortably



2. Start by gently touching yourself and locate your vagina opening
3. Insert the shaft of the Lola into your vagina and adjust till the small arm touches your clitoris
4. Turn it on and adjust the pressure as you deem fit
5. Experiment with the different vibration and rotating modes by pressing 'Pulse' and 'Rotate' buttons

Continued...




6. Leverage on your Lola's uniquely designed 360° rotating head for added stimulation and pleasure
7. The Lola can be played as both an internal and external stimulator. Apart from penetration, you can also use it to massage your clitoris or explore other parts of your erogenous zones.
8. Take control of your pleasure journey

Hot tip: Use with a lubricant to double up the experience

Cleaning, Storage & Safety

Your Lola will offer years of enjoyment with proper care and maintenance. Here are some tips to prolong the life span of your pleasure buddy:

1. Avoid using your Lola with hand creams and silicone-based lubricants as it may harm the texture of the silicone toy
2. Always clean your Lola after every use with soap and water, then allow it to dry. The Lola is also fully waterproof! This makes cleaning fuss-free and really simple
3. Never use cleansers containing alcohol, petrol or acetone. And do not boil, bake, microwave, or clean the Lola in the dishwasher
4. Store your Lola in your discreet Hedonist pouch to avoid the accumulation of dirt, lint and other harmful particles that may collect on the Lola's surface
5. Avoid leaving your Lola in direct sunlight and never expose it to extreme heat or cold



Troubleshooting

No LED light pulse when charging?

- Battery may already be fully charged
- Battery may be drained and will take a few minutes to respond
- Charger may not be properly connected. Please check charging connections:
 - (i) Ensure USB connection is properly plugged to the main power socket;
 - (ii) Ensure the charging plug is fully inserted into The Lola's DC port

Not activated when the "Power" button is pressed?

- Battery may be completely drained. Simply recharge your Lola
- Your Lola's interface may be locked. Hold down the power button for at least 10 seconds.

If you experience any other problems with your Lola or if you have any questions regarding its operation, please contact us via hello@hedonisttribe.com.

Warranty & Return

Hedonist

All products come with a 180-Day Limited Warranty and 14-Day Return when purchased directly from www.hedonisttribe.com.

180-DAY WARRANTY

Hedonist warrants this pleasure device for a period of 180 DAYS, from the date of original purchase, against defects due to faulty workmanship or materials. The warranty covers working parts that affect the function of the pleasure object. It does NOT cover any defects caused by fair wear and tear or damage caused by accident, misuse or neglect. Any attempt to open or take apart the pleasure object (or its accessories) will void the warranty. If you discover a defect and notify Hedonist during the warranty period, Hedonist will, at its discretion, replace the pleasure object free of charge. To submit a warranty claim on the product, please write into hello@hedonisttribe.com.

14-DAY RETURN

All products have undergone high standards of quality control in testing every single product before sale. Nonetheless, we accept all returns for a period of 14 DAYS, from the date of original purchase. To be eligible for the return, the product's hygiene seal must not be opened or tampered with and the product must be in its original packaging kit (including the pouch and black box).

For more details on the warranty & return process, please refer to our policy here: www.hedonisttribe.com/pages/returns-and-warranty.

Product Specifications

Hedonist

Materials = Body-safe Silicone + ABS

Weight = 282g

Size = 235 * 35 MM, 140 MM (Insertion Length), 105 MM (Girth)

Charging = ~2 hr at 5V, 1 - 2A

User Time = ~120mins

Interface = 3 buttons, 6 rotating modes, 12 vibrating modes

Waterproof = IPX7

Disclaimer

Disclaimer: Users of this product do so at their own risk. Neither Hedonist nor its retailers assume any responsibility or liability for the use of this product. Changes or Modifications not expressly approved by the manufacturer could void the user's authority to operate the equipment.

Model may be changed for improvements without notice.

© 2023 HEDONIST. ALL RIGHTS RESERVED.

CURATED BY HEDONIST SINGAPORE

MANUFACTURED FOR HEDONIST IN CHINA

WEBSITE: WWW.HEDONISTTRIBE.COM

SUPPORT: HELLO@HEDONISTTRIBE.COM