

*Hedonist*



**LANDYS**

# Contents

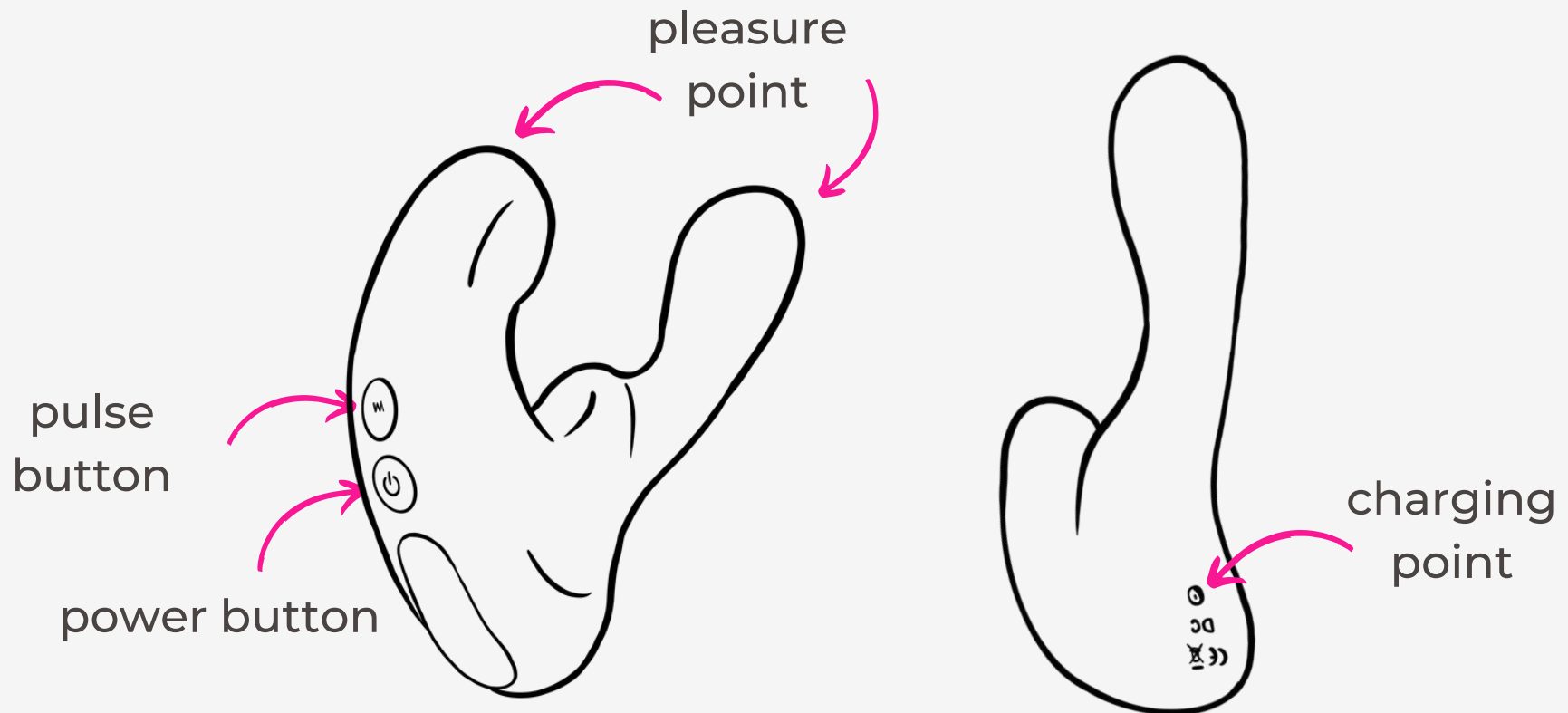
Your Hedonist journey begins today...

1. Getting started
2. Charging Guide
3. Using the Landys
4. Cleaning, Storage & Safety.
5. Trouble Shooting
6. Warranty & Return
7. Product Specifications/Disclaimer

# Getting started

*Hedonist*

Congratulations on acquiring the Landys. Before getting more closely acquainted with it, please take a moment to look through this product guide.

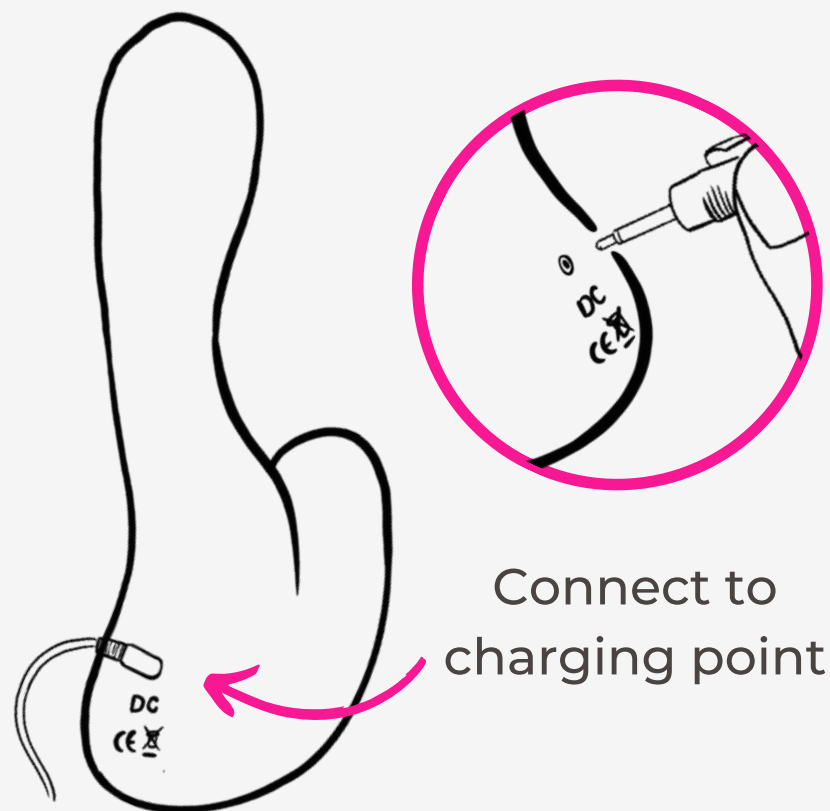


- Before first use, charge your Landys for ~1.5 hours. For more details on charging, refer to [Charging Guide](#)
- Once charged, hold the 'Power' button for 3 seconds to activate
- Press the 'Power' button to switch between 9 stroking modes
- Press the 'Pulse' button to switch between 9 vibration modes
- Press and hold the 'Power' button to turn off your Landys

# Charging Guide

*Hedonist*

- Ensure that the charging port is dry before charging
- Connect the DC plug to the DC port at the base of your Landys
- Insert the USB port into a USB power adaptor of 5V or less
- The LED light on the interface of your Landys will blink to indicate it is charging
- When it is fully charged (after ~1.5 hours), the LED will emit a steady glow
- Please disconnect charger once fully charged
- Avoid charging your Landys for a prolonged period of time

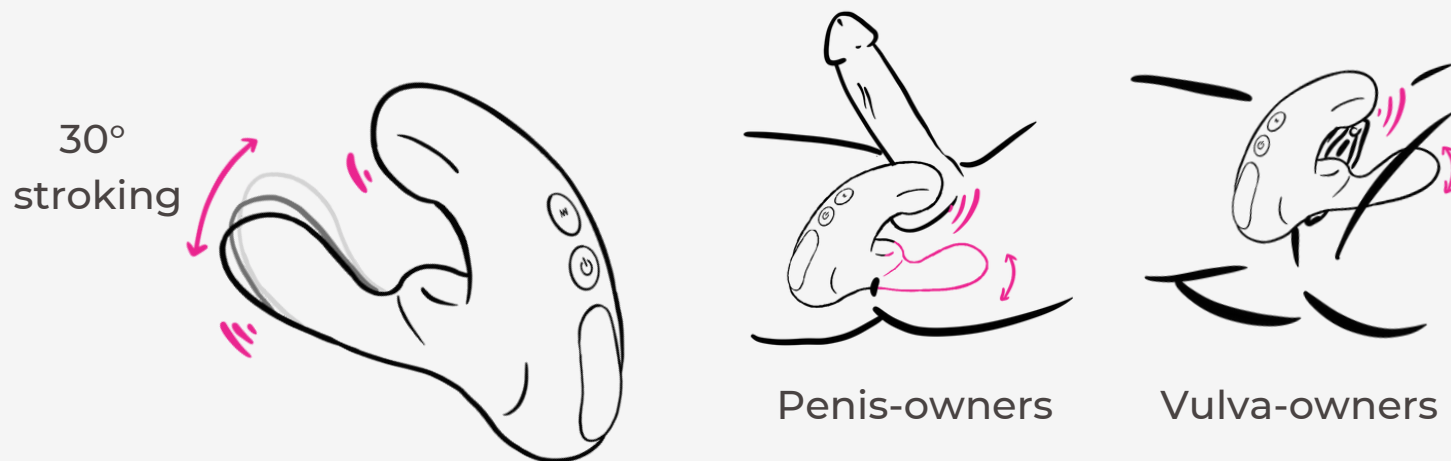


# Using the Landys

*Hedonist*

Enjoy a deep and sensual anal massage with Landy's unique come-hither like function to satisfy your thirst for pleasure. This hypoallergenic unisex sex toy will deliver you hours of satisfaction from a single charge for all your "backdoor" fantasies.

1. Hold your Landys by the base. Position it in your hands comfortably



2. Apply a generous amount of lubrication on the Landys and inside your anus with a lube launcher or your fingers
3. Slowly insert the Landys into your anus until it is comfortably within you
4. Turn it on and adjust the pressure as you deem fit
5. Experiment with the 9 vibration modes and 9 stroking modes by pressing the buttons to find your sweet spot
6. Have fun and take control of your pleasure journey

# Cleaning, Storage & Safety

Your Landys will offer years of enjoyment with proper care and maintenance. Here are some tips to prolong the life span of your pleasure buddy:

1. Avoid using your Landys with hand creams and silicone-based lubricants as it may harm the texture of the silicone toy
2. Always clean your Landys after every use with soap and water, then allow it to dry. Landys is also fully waterproof which makes cleaning fuss-free and simple
3. Never use cleansers containing alcohol, petrol or acetone. And do not boil, bake, microwave, or clean the Landys in the dishwasher
4. Store your Landys in your discreet Hedonist pouch to avoid the accumulation of dirt, lint and other harmful particles that may collect on the Landys' surface
5. Avoid leaving your Landys in direct sunlight and never expose it to extreme heat or cold



# Troubleshooting

## No LED light blink when charging?

- Battery may already be fully charged
- Battery may be drained and will take a few minutes to respond
- Charger may not be properly connected. Please check charging connections:
  - (i) Ensure USB connection is properly plugged to the main power socket;
  - (ii) Ensure the charging plug is fully inserted into Landy's DC port

## Not activated when the "Power" button is pressed?

- Battery may be completely drained. Simply recharge your Landys
- Your Landys interface may be locked. Hold down the power button for at least 10 seconds.

If you experience any other problems with your Landys or if you have any questions regarding its operation, please contact us via [hello@hedonisttribe.com](mailto:hello@hedonisttribe.com).

# Warranty & Return

*Hedonist*

All products come with a 180-Day Limited Warranty and 14-Day Return when purchased directly from [www.hedonisttribe.com](http://www.hedonisttribe.com).

## 180-DAY WARRANTY

Hedonist warrants this pleasure device for a period of 180 DAYS, from the date of original purchase, against defects due to faulty workmanship or materials. The warranty covers working parts that affect the function of the pleasure object. It does NOT cover any defects caused by fair wear and tear or damage caused by accident, misuse or neglect. Any attempt to open or take apart the pleasure object (or its accessories) will void the warranty. If you discover a defect and notify Hedonist during the warranty period, Hedonist will, at its discretion, replace the pleasure object free of charge. To submit a warranty claim on the product, please write into [hello@hedonisttribe.com](mailto:hello@hedonisttribe.com).

## 14-DAY RETURN

All products have undergone high standards of quality control in testing every single product before sale. Nonetheless, we accept all returns for a period of 14 DAYS, from the date of original purchase. To be eligible for the return, the product's hygiene seal must not be opened or tampered with and the product must be in its original packaging kit (including the pouch and black box).

For more details on the warranty & return process, please refer to our policy here: [www.hedonisttribe.com/pages/returns-and-warranty](http://www.hedonisttribe.com/pages/returns-and-warranty).



# Product Specifications

*Hedonist*

Materials = Body-safe Silicone + ABS

Weight = 133g

Size = 140 \* 66 \* 35 MM , 109 MM (Insertion Length), 100 MM (Girth)

Charging = ~1.5 hr at 5V, 1 - 2A

User Time = 80 min

Interface = 2 buttons, 9 stroking modes, 9 vibration modes

Waterproof = IPX7

## Disclaimer

Disclaimer: Users of this product do so at their own risk. Neither Hedonist nor its retailers assume any responsibility or liability for the use of this product. Changes or Modifications not expressly approved by the manufacturer could void the user's authority to operate the equipment.

Model may be changed for improvements without notice.

© 2023 HEDONIST. ALL RIGHTS RESERVED.

CURATED BY HEDONIST SINGAPORE

MANUFACTURED FOR HEDONIST IN CHINA

WEBSITE: [WWW.HEDONISTTRIBE.COM](http://WWW.HEDONISTTRIBE.COM)

SUPPORT: [HELLO@HEDONISTTRIBE.COM](mailto:HELLO@HEDONISTTRIBE.COM)