

Hedonist



BUNSY

Contents

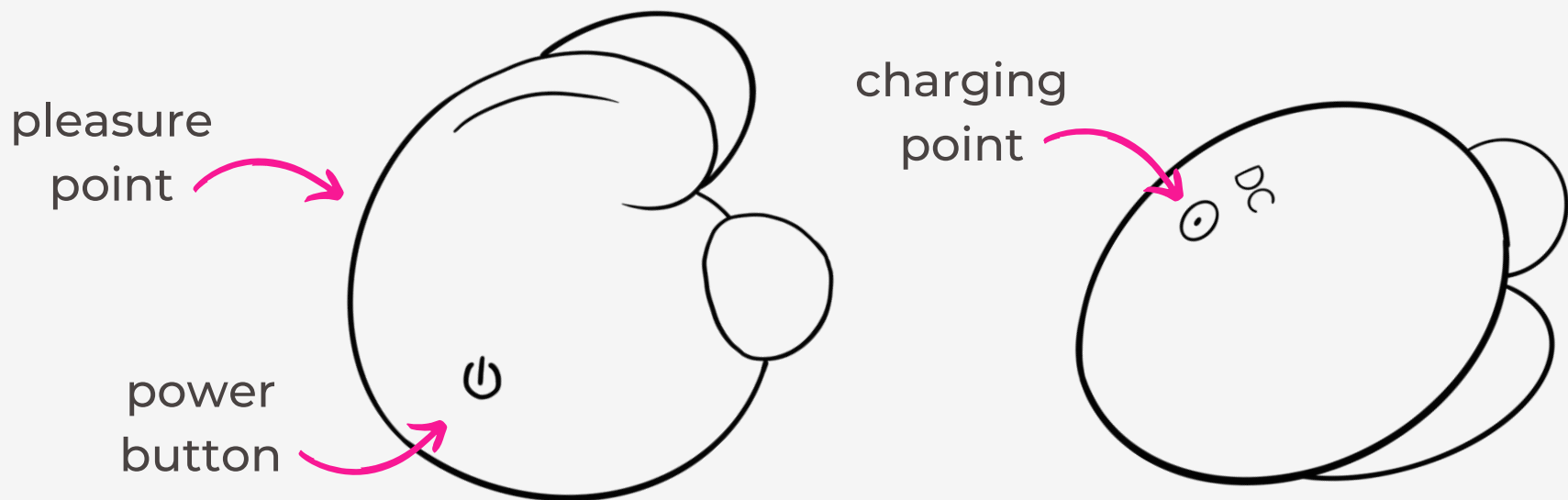
Your Hedonist journey begins today...

1. Getting started
2. Charging Guide
3. Using the Bunsy.
4. Cleaning, Storage & Safety.
5. Trouble Shooting
6. Warranty & Return
7. Product Specifications/Disclaimer

Getting started

Hedonist

Congratulations on acquiring the Bunsy. Before getting more closely acquainted with it, please take a moment to look through this product guide.

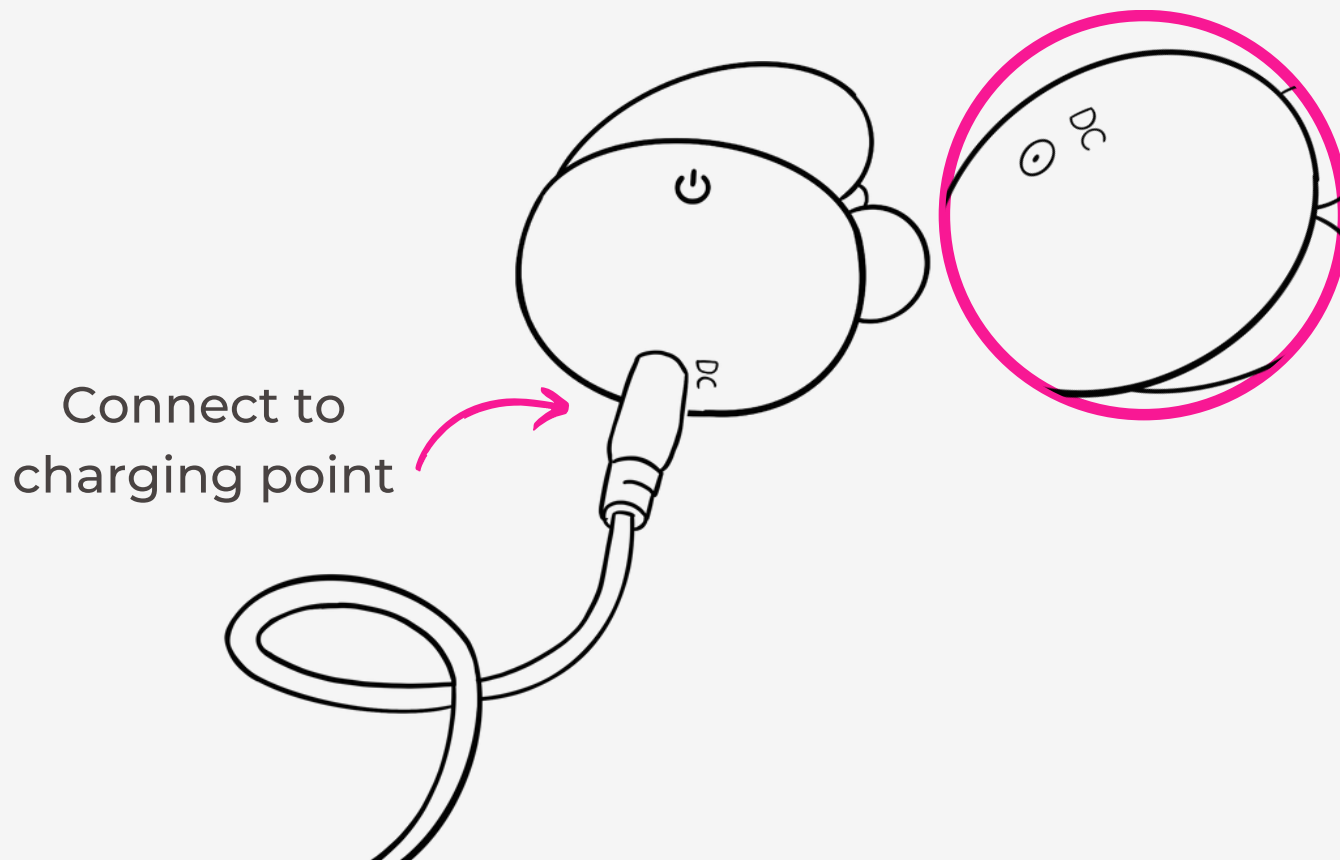


- Before first use, charge your Bunsy for ~1.5 hours. For more details on charging, refer to [Charging Guide](#)
- Once charged, hold the 'Power' button for 3 seconds to activate
- Press the power button to adjust between 10 vibrating modes
- Press and hold the 'Power' button to turn off your Bunsy

Charging Guide

Hedonist

- Ensure that the charging port is dry before charging
- Connect the DC plug to the DC port at the base of your Bunsy
- Insert the USB port into a USB power adaptor of 5V or less
- The LED light on the interface of your Bunsy will blink to indicate it is charging
- When it is fully charged (after ~1.5 hours), the LED will emit a steady glow
- Please disconnect charger once fully charged
- Avoid charging your Bunsy for a prolonged period of time

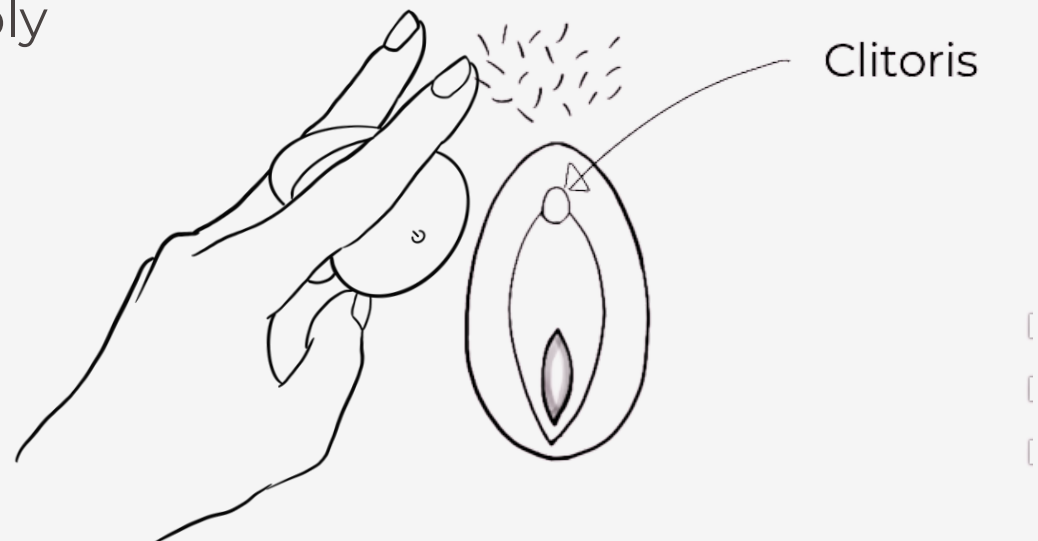


Using the Bunsy

Hedonist

The Bunsy is specifically designed with a round surface area that snugly fits in your hands, giving you a relaxing time after a long day. Listen and embrace the rhythms of your body as you soak in some self-indulgent pleasure.

1. Hold your Bunsy by the handle. Position it in your hands comfortably




2. Start by gently touching yourself and locating your clitoris
3. Turn on your Bunsy, then place buzzing part of your Bunsy gently on to your clitoris
4. Adjust the pressure as you deem fit
5. Experiment with the different vibrations speeds and pulses by pressing the button
6. Take control of your pleasure journey

Hot tip: Use with a lubricant to double up the experience

Cleaning, Storage & Safety

Your Bunsy will offer years of enjoyment with proper care and maintenance. Here are some tips to prolong the life span of your pleasure buddy:

1. Avoid using your Bunsy with hand creams and silicone-based lubricants as it may harm the texture of the silicone toy
2. Always clean your Bunsy after every use with soap and water, then allow it to dry. The Bunsy is also fully waterproof! This makes cleaning fuss-free and really simple
3. Never use cleansers containing alcohol, petrol or acetone. And do not boil, bake, microwave, or clean the Bunsy in the dishwasher
4. Store your Bunsy in your discreet Hedonist pouch to avoid the accumulation of dirt, lint and other harmful particles that may collect on the Bunsy's surface
5. Avoid leaving your Bunsy in direct sunlight and never expose it to extreme heat or cold



Troubleshooting

No LED light pulse when charging?

- Battery may already be fully charged
- Battery may be drained and will take a few minutes to respond
- Charger may not be properly connected. Please check charging connections:
 - (i) Ensure USB connection is properly plugged to the main power socket;
 - (ii) Ensure the charging plug is fully inserted into The Bunsy's DC port

Not activated when the "Power" button is pressed?

- Battery may be completely drained. Simply recharge your Bunsy
- Your Bunsy's interface may be locked. Hold down the power button for at least 10 seconds.

If you experience any other problems with your Bunsy or if you have any questions regarding its operation, please contact us via hello@hedonisttribe.com.

Warranty & Return

Hedonist

All products come with a 180-Day Limited Warranty and 14-Day Return when purchased directly from www.hedonisttribe.com.

180-DAY WARRANTY

Hedonist warrants this pleasure device for a period of 180 DAYS, from the date of original purchase, against defects due to faulty workmanship or materials. The warranty covers working parts that affect the function of the pleasure object. It does NOT cover any defects caused by fair wear and tear or damage caused by accident, misuse or neglect. Any attempt to open or take apart the pleasure object (or its accessories) will void the warranty. If you discover a defect and notify Hedonist during the warranty period, Hedonist will, at its discretion, replace the pleasure object free of charge. To submit a warranty claim on the product, please write into hello@hedonisttribe.com.

14-DAY RETURN

All products have undergone high standards of quality control in testing every single product before sale. Nonetheless, we accept all returns for a period of 14 DAYS, from the date of original purchase. To be eligible for the return, the product's hygiene seal must not be opened or tampered with and the product must be in its original packaging kit (including the pouch and black box).

For more details on the warranty & return process, please refer to our policy here: www.hedonisttribe.com/pages/returns-and-warranty.

Product Specifications

Hedonist

Materials = Silica gel + ABS

Size = 60 * 35 * 45 MM

Charging = ~1 hr at 3.7V, 1 - 2A

User Time = 60 mins

Interface = 1 button, 10 vibration modes

Waterproof = IPX7

Disclaimer

Disclaimer: Users of this product do so at their own risk. Neither Hedonist nor its retailers assume any responsibility or liability for the use of this product. Changes or Modifications not expressly approved by the manufacturer could void the user's authority to operate the equipment.

Model may be changed for improvements without notice.

© 2023 HEDONIST. ALL RIGHTS RESERVED.

CURATED BY HEDONIST SINGAPORE

MANUFACTURED FOR HEDONIST IN CHINA

WEBSITE: WWW.HEDONISTTRIBE.COM

SUPPORT: HELLO@HEDONISTTRIBE.COM