

NT

digital implant technology



PRODUCT CATALOGUE

TECHNICAL SUPPORT

Please contact your local dealer or nt-trading directly.

Email: support@nt-trading.com
 Phone: +49 (0)721 / 91 54 71-60
 Fax: +49 (0)721 / 91 54 71-61

ORDER

We have distributors in more than 35 countries. Please contact your local dealer or nt-trading directly.

Email: info@nt-trading.com
 Phone: +49 (0)721 / 91 54 71-60
 Fax: +49 (0)721 / 91 54 71-61

SAFETY – INNOVATION – RELIABILITY

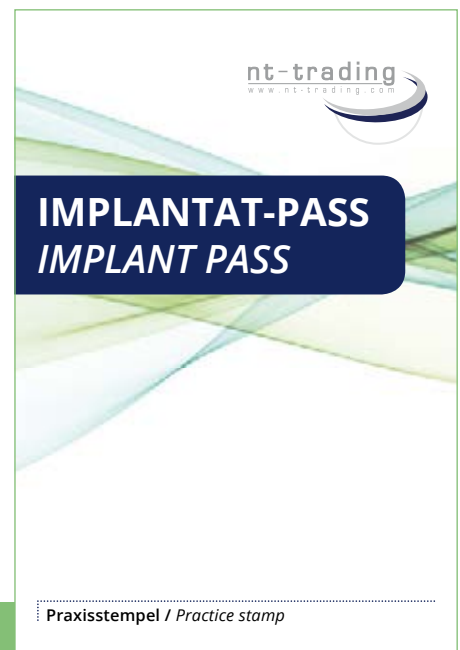
More than Abutment solutions — experience the quality!

Worldwide confidence users in more than over 40 countries rely to the nt-trading abutment solutions. In the year of 2015 hundreds of thousand prosthetic implant treatments used nt-trading Abutments, which is now documentable in the nt-trading implant pass.

With the nt-trading implant pass, the patient get all necessary information. It conduces to collect the important information of the implantology treatments patient-customized documentation.

Regular control examination in the dentist praxis are important, to recognize possible issues early on. Ensure for the documentation of the control examination, that in the designated columns of the nt-trading implant pass, the date of the control examination and seal of the dentist practice deposited there.

For more IMPLANT PASS information please contact us



MORE THAN ABUTMENTS

NT stands for unceasing technology innovation to improve security and quality for medical devices - **MADE IN GERMANY**///



PATENTS:

3D-Guide®, Scan Body® and DIM Analog®:

- Patent in USA (5000.P0271US)
- Patents in Germany, Europe, Japan

Preform Blank Holder:

- European Patent (EP2013/054986)

Implant Abutment 2-CONNECT®

- Patent in Europe

Transfer Device / Validation Check

- PCT/EP pending



TRADEMARKS:

3D-Guide®, Scan Body® and DIM Analog®:

- Registered Trademark in USA, Europe

Implant Abutment 2CONNECT®

- EU Trademark No. 009730532, 15/07/2011
- US Trademark No. 79/100903,
- Japan Trademark No. 100-8915

OptiScan®

- EU Trademark. 009792821, 18/08/2011

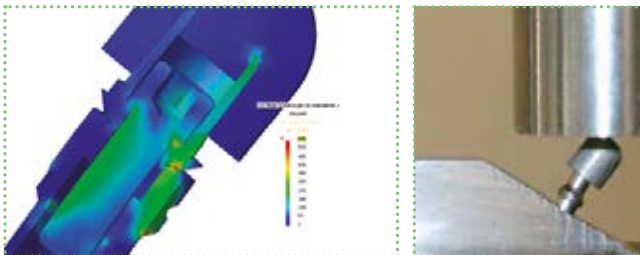
NT-Preform®

- EU Trademark No. 011265188



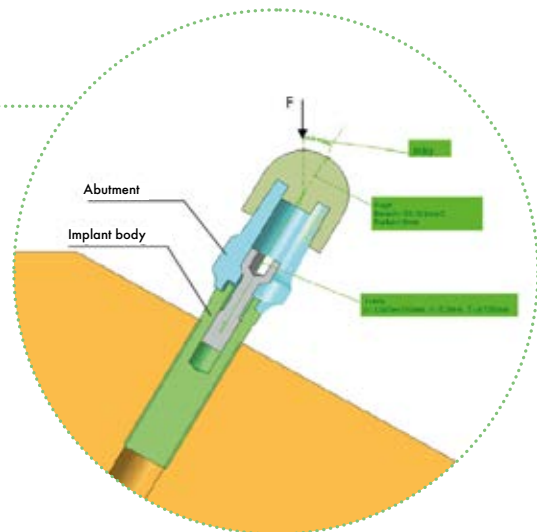
ISO 14801 AND REQUIREMENTS

Strength and Fatigue Test according to ISO 14801



nt-trading meets the requirements of:

- ISO 13485 : 2016 and EU Directive 93/42/EEC
- GOST-R (Russia)
- CMDCAS GD210 (Canada)
- QSR 21 CFR 820 (United States)
- JGMP/PAL (Japan)
- CFDA-MDR (China)
- MDSAP



SETTING NEW STANDARDS!

nt-trading GmbH & Co. KG is a leading, global premium manufacturer of high-end dental medical products and a pioneer in the development of digital application products for dental implantology. Through pioneering innovations, technologically advanced products, excellent manufacturing processes and safe application solutions, nt-trading supports its customers in the long term and thus ensures decisive competitive advantages. We consider ourselves to be a forward-thinking company that identifies future developments and implements innovative products. This means that we can support the work of our customers in a particularly targeted manner. The key to our success is our investment in our customers' success. We offer an innovative range of products for creative people without the constraints of a system.

SUCCESS THROUGH QUALITY

Our quality standards are reflected in a promise to all those who come into contact with us and our products. By this, we mean reliability, respect and compliance with the highest standards – for



our products, our services and our actions. We work in many ways to meet these standards: We are certified in accordance with EN ISO 13485, Directive 93/42/EEC and CMDCAS GD210 (Canada). As a global exporter, we meet the requirements of QSR 21 CFR 820 (USA), GOST-R (Russia) and GMP/MHLW (Japan). In over 40 countries around the world, nt-trading products are used to treat patients for whom we produced hundreds of thousands of medical products in 2015.

MORE THAN A MANUFACTURER

nt-trading GmbH & Co. KG is more than a manufacturer. nt-trading GmbH & Co. KG implements system solutions. At our production facility in Karlsruhe, we carry out both product development and manufacturing in order to ensure the long-term quality standards required for the demanding nt-trading products which are oriented to the needs of our customers all over the world.

NT-TRADING EMPIRICAL




Our products are carefully manufactured using the latest sophisticated production processes. This is how we ensure a high level of vertical integration – a requirement for producing the best possible manufacturing and processing quality.

All processes, from development through to delivery, are located under one roof. We are therefore clearly committed to using Germany as the location from which we will meet the extensive quality requirements of the international dental medical technology sector.

DYNAMIC PERSPECTIVES

Dirk Jahn and Andreas Schütt, as managing directors, have defined the nt-trading philosophy as follows: „Innovative – top quality – customer-oriented“. Together with their employees, this philosophy is continuously bringing a new dynamism. Think globally, act locally – but predominantly,



acting with a sense of responsibility and with mutual respect are the common values determining our day-to-day conduct.

From the outset, we have placed great importance on ongoing research and development work in cooperation with well-known university hospitals and institutes. This ensures that we can continuously develop the range of products for dental CAD/CAM implantology. We are thereby laying the foundation for ensuring the highest standards for our users and their patients. Alongside product development, Dirk Jahn – as a member of the guideline committee of the Association of German Engineers VDI 5705 „Digital process chains in industrial medical technology“ – is heavily involved in the development of national standards.

The unique products from nt-trading either have a global patent or are patent pending. This allows us to secure the potential for future further development of our products and application processes. Based on our core skills and the „Made and Engineered in Germany“ expertise associated with this, we are specifically focusing on promoting and strengthening our partnerships with global users.

Notice: Products indicated with © and ™ are registered brand names of the respective manufactures.

GUARANTEED SAFETY FOR YOU AND YOUR PATIENT

Under our general terms of sales and delivery, we guarantee a perfect quality on our original nt-trading abutment components. Because of our high manufacturing and quality standards we can offer a warranty of 30 years on original nt-trading abutment components.

THE NT-TRADING WARRANTY CONTAINS:

In case of a non-provisional prosthetic abutment component of nt-trading fails – nt-trading guarantees to replace that component with the same prosthetics abutment component of nt-trading for free.

IMPLANT WARRANTY

Additionally nt-trading assumes an implant warranty of 30 years, but at maximum the one stated by the implant manufacturer.

FOR WHICH IMPLANTS DOES NT-TRADING ASSUMES A WARRANTY OF 30 YEARS?

For implants on which original non-provisional nt-trading prosthetic components were processed after healing and for which the implant manufacturer rejects warranty for the reason that the implant was combined with original nt-trading components.

In case of warranty we refund the proven material costs for a new implant replacement. Further claims like operation- and/or laboratory costs cannot be assumed. A warranty can only be covered with our contracting party/purchaser (dentist, dental clinic, laboratory). Other parties cannot claim any rights of the warranty. The warranty claims cannot be assigned.

IN WHICH CASE WILL A WARRANTY NOT BE ASSUMED?

- immediate restoration
- damage of our nt-trading abutment components or the implant due to external influences such force, accident, or non- professional treatment
- faulty material or manufacturing defects of the implant
- failure of our nt-trading abutment components or of the implant due to contraindications of the patient or due to alcoholism, smoking, drug consume or diabetes
- products, which have been custom-made or have been modified on the customer's' request



Dirk Jahn, MDT, M.Sc.
Managing Director, Shareholder



Andreas Schütt
Managing Director, Shareholder



NT-TRADING LEBENSLANGE GARANTIE FÜR ABUTMENT PRODUKTE

GARANTIEBEDINGUNGEN

Garantiert wird die Mangelfreiheit von nt-trading Abutment Produkten ab dem Zeitpunkt der Lieferung. Bei Vorliegen aller Garantiebedingungen wird von nt-trading das Abutment Produkt mit einem gleichen oder gleichwertigen Produkt kostenfrei ersetzt. Wenn ein Implantatanbieter seine Garantie aufgrund des Einsatzes eines nt-trading Abutments nicht erfüllt, deckt nt-trading sowohl das Abutment als auch das Implantat ab.

ZEITRAUM DER GÜLTIGKEIT

Die Laufzeit der Garantie für nt-trading Abutment Produkte umfasst 30 Jahre ab Lieferdatum, bei fachgemäßer Handhabung und Ausführung: Mit der Garantieleistung ist keine neue Garantie oder Verlängerung der Garantie verbunden.

GARANTIEUMFANG

Die nt-trading Garantie umfasst die kostenfreie Ersatzlieferung von nt-trading Abutment Produkten für CAD/CAM Implantat-Prothetik, für einen Zeitraum von bis zu 30 Jahre nach Auslieferung. Im Falle eines auf die von nt-trading gelieferte prothetische Komponente zurückzuführenden Implantatverlustes, stellt nt-trading, sollte dies aus zahnmedizinischen Gründen notwendig sein, ein kostenfreies Implantat. Wenn der Lieferant des Implantates den Ersatz des Implantates oder eine Kostenerstattung deshalb verweigert, weil ein nt-trading Abutment Produkt verwendet wurde, ist dies nt-trading durch ein entsprechendes Schreiben des Herstellers / Lieferanten zu belegen. Der Nachweis der Notwendigkeit im oben genannten Sinne obliegt dem Anwender. Die Letztentscheidung liegt bei nt-trading oder einem von dieser beauftragten Sachverständigen.

VORAUSSETZUNGEN DER INANSPRUCHNAHME DER GARANTIE

Voraussetzung für die Inanspruchnahme der Garantie ist:

- I. Die Beachtung der zum Zeitpunkt des Anwendens vorliegenden Gebrauchsanweisungen von nt-trading und Materiallieferanten in Bezug auf alle nt-trading Produkte sowie der anerkannten zahntechnischen und zahnmedizinischen Verfahrensweisen vor, während und nach der Bearbeitung.
- II. Der Nachweis hierüber obliegt auf Nachfragen von nt-trading dem Anwender. Eine unsachgemäße Verwendung liegt beispielsweise vor, bei einer nicht fachgerechten Implantation, einer nicht fachgerechten Verschraubung des Abutments auf dem Implantat, einem Verstoß gegen die Vorgaben des jeweiligen Implantatherstellers (Lieferanten) für die Insertion des Implantates, insbesondere im Falle von Kontraindikationen, und äußere Einwirkungen wie Unfall oder vergleichbare Ereignisse. Für die jeweiligen Implantatsysteme sind die nt-trading Verarbeitungsanleitungen und Gebrauchsanweisungen maßgeblich für die Beurteilung des Reklamationsfalles. Die Fertigungsparameter für die nt-trading Abutment Produkte sind einzuhalten und es darf für das beanstandete Produkt keine Sonderfreigabe zur Produktion erteilt worden sein.
- III. Die Einreichung eines ausgefüllten und unterschriebenen Reklamationsformulars spätestens drei Monate nach Auftreten eines Garantiefalles.
- IV. Kopie der Zurückweisung des Garantieanspruchs durch den Hersteller des entsprechenden Implantats.
- V. Die Rücksendung des beanstandeten nt-trading Produktes im gereinigten und desinfizierten Zustand.

ABGRENZUNGEN UND BESCHRÄNKUNGEN

Die nt-trading Garantie ist eine gesonderte Garantie von nt-trading und tritt neben die Gewährleistungsrechte aus dem Liefervertrag in Abhängigkeit zu unseren Allgemeinen Geschäftsbedingungen. Die vertraglichen oder gesetzlichen Rechte des Anwenders werden durch diese Garantie nicht berührt.

ANWENDUNGSGEBIET

Diese kostenfreie nt-trading Garantie gilt nur für nt-trading Abutment Produkte, die von nt-trading in der Bundesrepublik Deutschland verkauft worden sind >>Anwendungsgebiet<< Die Garantiebedingungen gelten bis auf Widerruf für alle entsprechenden Lieferungen. Die Beurteilung des Vorliegens eines Garantiefalles obliegt auf der Grundlage der vorstehenden Garantiebedingungen der Firma nt-trading GmbH & Co. KG oder einem von dieser beauftragten Sachverständigen. Die Entscheidung von nt-trading GmbH & Co. KG oder dem von dieser beauftragten Sachverständigen ist für die Parteien verbindlich. Diese Garantie unterliegt dem Recht der Bundesrepublik Deutschland.

Alle Unterlagen sind einzureichen bei: **nt-trading GmbH & Co. KG, G.-Braun-Str. 18, 76187 Karlsruhe, Germany**

AGB

Es gelten die **allgemeinen Geschäftsbedingungen (AGB) der nt-trading GmbH & Co. KG Deutschland**. Die ausführlichen AGB finden Sie auf unserer Website unter: http://www.nt-trading.com/agb_de.pdf



Dirk Jahn, MDT, M.Sc.
Managing Director, Shareholder



Andreas Schütt
Managing Director, Shareholder



NT PRODUCT DATASHEETS:

Titanium Base - - - - -	8
3D-Guide® - - - - -	10
2-CONNECT® - - - - -	12
NT-Preform® - - - - -	14
DIM-Analog® - - - - -	16

OUR PRODUCT SERIES:

Overview Series - - - - -	18
---------------------------	----

BEG-SERIES

is compatible to: BEGO Implant Systems® / Semados®, S, RS-RX, RI-Line - - - - -	20
---	----

BIO-SERIES

is compatible to: BioHorizons® / internal - - - - -	38
---	----

BRE-SERIES

is compatible to: Bredent Medical® / Sky® - - - - -	56
---	----

CAM-SERIES

is compatible to: Altatec® / Camlog® - - - - -	66
--	----

COL-SERIES

is compatible to: Altatec® / Conelog® - - - - -	84
---	----

E-SERIES

is compatible to: Nobel Biocare™ / Replace Select® - - - - -	98
--	----

F-SERIES

is compatible to: Nobel Biocare™ / Nobel Active™ - - - - -	114
--	-----

H-SERIES

is compatible to: Biomet 3i® / Certain® - - - - -	124
---	-----

HIO-SERIES

is compatible to: HIOSSEN® / OSSTEM TS® - - - - -	136
---	-----

I-SERIES

is compatible to: Biomet 3i® / Osseotite® External Hex® - - - - -	146
---	-----

K-SERIES

is compatible to: Nobel Biocare™ / Brånemark® - - - - -	152
---	-----

L-SERIES

is compatible to: Straumann / Bone Level® - - - - -	160
---	-----

MEX-SERIES

is compatible to: Medentis Medical® / ICX® - - - - -	170
--	-----

MIC-SERIES

is compatible to: MIS® / C1® - - - - -	176
--	-----

MIS-SERIES

is compatible to: MIS® / SEVEN® - - - - -	190
---	-----

N-SERIES

is compatible to: Straumann / SynOcta® - - - - -	204
--	-----

TABLE OF CONTENTS

NT CATALOGUE

NEO-SERIES

is compatible to: NEOSS Implant System® / NEOSS™ - - - - - 216

R-SERIES

is compatible to: Zimmer Dental / Tapered Screw-Vent® - - - - - 222

S-SERIES

is compatible to: DENTSPLY Implants® / Astra Tech Implant System OsseoSpeed® TX - - - - - 234

SEV-SERIES

is compatible to: DENTSPLY Implants® / Astra Tech Implant System™ EV - - - - - 244

T-SERIES

is compatible to: DENTSPLY Implants® / Xive® - - - - - 266

THO-SERIES

is compatible to: Thommen Medical® / SPI® - - - - - 282

UPR-SERIES

is compatible to: Sweden & Martina Implantology™ / Premium Kohno® - - - - - 304

UTG-SERIES

is compatible to: Sweden & Martina Implantology™ / Premium TG® - - - - - 322

HOLDER FIXTURE AND ACCESSORIES:

Holder fixture sets- - - - - 332

Accessories - - - - - 334

3,5 mm Abutment grip - - - - - 335

4,3 mm Abutment grip - - - - - 336

5,0 mm Abutment grip - - - - - 337

SURGICAL GUIDE SLEEVES:

Surgical Guide Sleeves - - - - - 338

TOOLS & DISCS:

Prosthetic tools- - - - - 340

Surgical Guide Sleeve tools - - - - - 346

Sinter components- - - - - 347

Dentokeep PEEK Disc - - - - - 348

DENTOMODEL Disc - - - - - 350

Scan equipment - - - - - 352

NT-MILLING tools and grinding tools - - - - - 353

NT-iDENT:

NT-iQ library and technology center info - - - - - 354

SPECIFICATION

Tightening torques - - - - - 362

Notice: Products indicated with ® and ™ are registered brand names of the respective manufactures.

TITANIUM BASE

*For implant
supported individual
hybrid abutments*



BENEFITS:

- engaged
- for individual abutment design
- large glue surface, so durable solid connection to the base
- conventional usable and also for CAD/CAM process




APPLICATION:

- for individual glued ceramic abutments (zirconia, lithiumdisilicate) or synthetics (PMMA, PEEK, composite)




TECHNICAL DETAILS:

- Titanium Grade 5 ELI



3D-GUIDE[®]

*Scanbody for high-
precision implant
position transfer*



BENEFITS:

- exact positioning by metal interface
- conceived for intra-oral scanners
- the different shape geometry ensured in case of incomplete scanning detection a perfect transfer in CAD software
- screw integrated
- x-ray detectable
- rotatable in case of dental crowding



APPLICATION:

- scanbody for model scanning
- scanbody for oral scanning



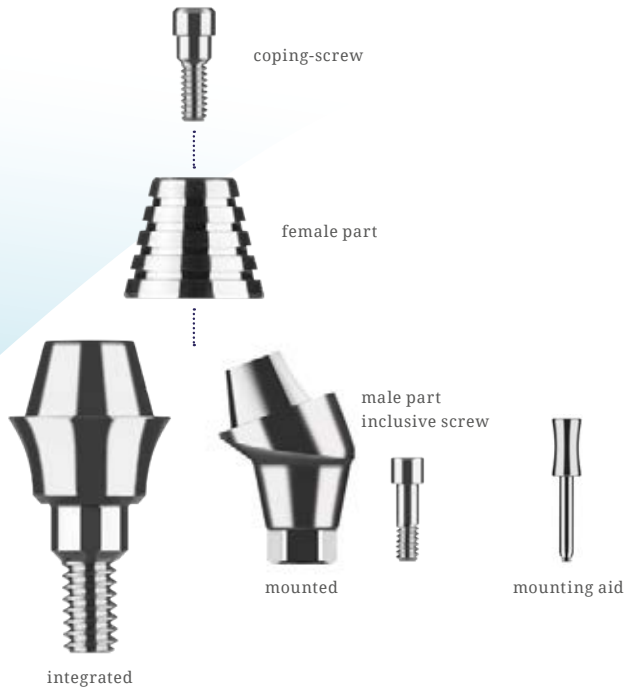
TECHNICAL DETAILS:

- tolerance 2–3 μm



2-CONNECT[®]

*Angle compensation
for divergent implants
available in different
gingiva heights and
angled version*



BENEFITS:

- self - centering conical connection
- maximum flexibility of divergent implant positions
- stressless fitting by optional adhesive connection (female part)
- force application caused by tube shape and integrated screw (Straight Abutment) or mounted screw (Angled Abutment)
- female part compatible between the different implant systems and diameters



APPLICATION:

- bars
- bridges
- non-engaging structures



TECHNICAL DETAILS:

- Titanium Grade 5 ELI




Abutment (Male part) on 2-CONnect®
*Male = screwed



Coping (Female part) on 2-CONnect®
*Female = glued

NT-PREFORM[®]

*Milling blank for
individual one-piece
titanium abutments
in CAM process*



BENEFITS:

- precise prefabricated implant interface
- individual abutment design by prosthetical terms (diameter, etc.)
- bilateral fixation for stable and fast machining during the milling process
- optionally available unilateral fixation



APPLICATION:

- primary telescopes on implants
- mesio-structures for crowns and bridges
- occlusal screwable structures



TECHNICAL DETAILS:

- Titanium Grade 5 ELI



COLOURED MILLING SCREW


The delivered, coloured marked screw, will be used as Milling or Lab Screw for the nt-Preform® Abutment. For all Implant Series and diameters you have to use a Screwdriver with Torx T6. Exception is THO-Serie (Thommen Medical), with a 4-lobe screwdriver.

For the fixing of the Milling Screw (10 Ncm) on un-machined nt-Preform® Abutment, you have to use the long-shaft screwdriver with article-number W 12.WS0.000 and for Thommen W 11.TH0.MIL.

For the fixing of the Milling Screw on finished milled nt-Preform Abutment, can be used from the column Lab-screw.

DIM ANALOG[®]

*Digital Implant Model
Analog – available for
24 implant systems in
the nt-IQ library*



FEATURES:

- implant analog for digital model manufacturing in the model builder library
- two-piece repositionable implant analog
- precise positioning
- position adjustment possible
- analog design supports precise repositioning of removable gingiva mask
- Sleeve for optional usage in conventional plaster models



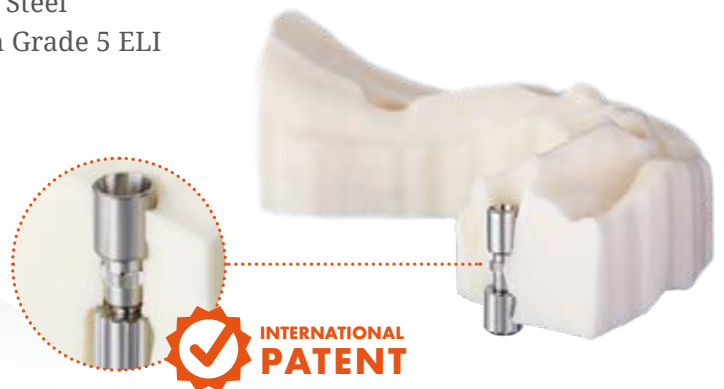
APPLICATION:

- for model manufacturing in digital workflow



TECHNICAL DETAILS:

- Stainless Steel
- Titanium Grade 5 ELI

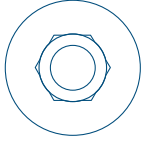


DIM PARALLEL DRILL
for plaster model

W 16.DIM.000

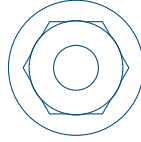


● **BEG-SERIES**



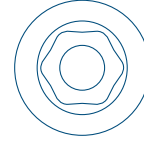
BEGO Implant Systems®
Semados® S, RS-RX, RI-Line

● **BIO-SERIES**



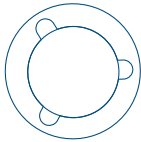
BioHorizons®
internal

● **BRE-SERIES**



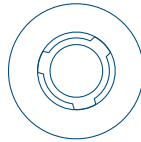
Bredent Medical®
Sky®

● **CAM-SERIES**



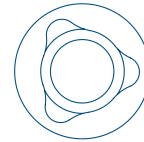
Altatec®
Camlog®

● **COL-SERIES**



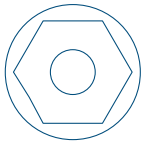
Altatec®
Conelog®

● **E-SERIES**



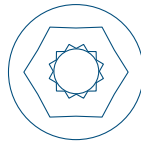
Nobel Biocare™
Replace Select®

● **F-SERIES**



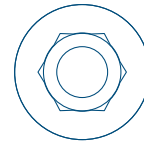
Nobel Biocare™
Nobel Active™

● **H-SERIES**



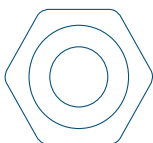
Biomet 3i®
Certain®

● **HIO-SERIES**



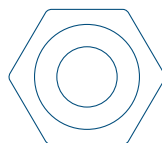
HIOSEN®
OSSTEM TS®

● **I-SERIES**



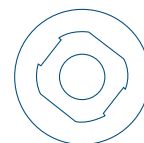
Biomet 3i®
Osseotite® External Hex®

● **K-SERIES**



Nobel Biocare™
Brånemark®

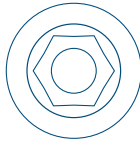
● **L-SERIES**



Straumann
Bone Level®

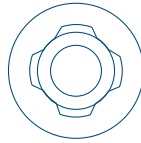
OVERVIEW SERIES

● MEX-SERIES



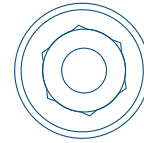
Medentis Medical®
ICX®

● MIC-SERIES



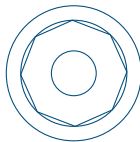
MIS®
C1®

● MIS-SERIES



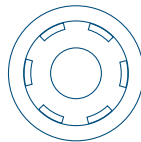
MIS®
SEVEN®

● N-SERIES



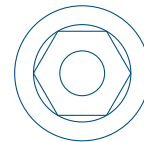
Straumann
SynOcta®

● NEO-SERIES



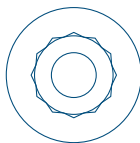
NEOSS Implant System®
NEOSS™

● R-SERIES



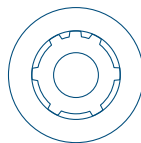
Zimmer Dental
Tapered Screw-Vent®

● S-SERIES



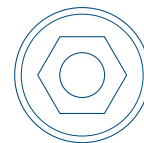
DENTSPLY Implants®
Astra Tech Implant System
OsseoSpeed® TX

● SEV-SERIES



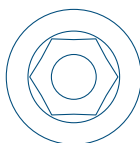
DENTSPLY Implants®
Astra Tech Implant System™ EV

● T-SERIES



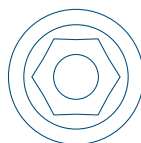
DENTSPLY Implants®
Xive®

● THO-SERIES



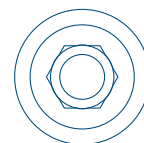
Thommen Medical®
SPI®

● UPR-SERIES



Sweden & Martina
Implantology™
Premium Kohno®

● UTG-SERIES

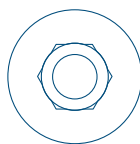


Sweden & Martina
Implantology™
Premium TG®

BEG-SERIES

compatible to:

BEGO Implant Systems®
Semados®
S, RS-RX, RI-Line



PLATFORMS:




3,25 / 3,75 mm



4,1 mm



4,5 mm



5,5 mm

BEG-SERIES

TITANIUM BASE

incl. screw

BEG 80323700



SCAN BODY 3D-GUIDE®

for intra + extra oral scanning

BEG 9.S3D3.237



NT-MILL LAB ANALOG

BEG 5.La3.237




IMPLANT PICK-UP

for open-tray with integrated screw

BEG TR-00013.2



ABUTMENT SCREW



Overview of all screwdrivers on pages 344 and 345

BEG 603255



DIM ANALOG®

BEG 5.DIM.323













SLEEVE (belongs to DIM ANALOG)

plaster model

DIM 5.XSL.A20





<p>NT-PREFORM® incl. coloured milling screw</p>	<p>BEG 10.Mi3.237.05</p>	
<p>SCAN BODY 3D-GUIDE® for intra + extra oral scanning</p>	<p>BEG 9.S3D3.237</p>	
<p>NT-MILL LAB ANALOG for NT-Preform®</p>	<p>BEG 5.La3.237</p>	
<p>COLOURED MILLING SCREW for NT-Preform®</p>	<p>BEG 6.Sc3.255</p>	
<p>ABUTMENT SCREW</p>  <p>Overview of all screwdrivers on pages 344 and 345</p>	<p>BEG 603255</p>	
<p>DIM ANALOG®</p>	<p>BEG 5.DIM.323</p>	
<p>SLEEVE (belongs to DIM ANALOG) plaster model</p>	<p>DIM 5.XSL.A20</p>	
<p>ABUTMENT GRIP for NT-Holder fixture</p>	<p>W 12.100.000</p>	
<p>CUSTOMIZED ABUTMENT milled by NT-iDent</p> <p>Not available in the USA</p>	<p>TZ15.TiO.Si1</p>	

BEG-SERIES

2-CONNECT®-ABUTMENT SET (STRAIGHT)

incl. 2-CONnect®-Coping and Coping-screw

GH 0,5 mm BEG-2CON 8032371S

GH 2,5 mm BEG-2CON 8032372S



2-CONNECT®-ABUTMENT

Male Part

GH 0,5 mm BEG-2CON 8032371M

GH 2,5 mm BEG-2CON 8032372M



2-CONNECT®-SCAN BODY 3D-GUIDE®

for intra + extra oral scanning

KS 61 = 1,8 mm

2CON 9.S3D1.800



2-CONNECT®-COPING

Female Part

2CON F-U



COPING-SCREW

Recommended tightening torques: 25 Ncm

KS 61



2-CONNECT®-DIM ANALOG®

KS 61 = 1,8 mm

2CON 5.DIM.180



SLEEVE (belongs to DIM ANALOG)

plaster model

DIM 5.XSL.A30



2-CONNECT®-IMPLANT PICK-UP

integrated screw

KS 61 = 1,8 mm

2CON TR-00021.8



2-CONNECT®-LAB ANALOG

KS 61 = 1,8 mm

2CON 5.La1.800






2-CONNECT®-ABUTMENT SET (ANGLED)

incl. 2-CONnect®-Coping, mounting aid,
Coping-screw and Male Part Screw, angled 20°,
Gingiva Height 2,5 mm


BEG-2CON 80323A3S



2-CONNECT®-ABUTMENT

angled 20°, Gingiva Height 2,5 mm
Male Part incl. screw,
mounting aid

BEG-2CON 80323A3M



2-CONNECT®-SCAN BODY 3D-GUIDE®

for intra + extra oral scanning
KS 62 = 1,6 mm

2CON 9.S3D1.600



2-CONNECT®-COPING

Female Part

2CON F-U



COPING-SCREW

Recommended tightening torques: 15 Ncm

KS 62



MALE PART SCREW

for angled 20° 2-CONnect® Abutment
Recommended tightening torques: 20 Ncm

BEG 6.Ms3.255



2-CONNECT®-DIM ANALOG®

KS 62 = 1,6 mm

2CON 5.DIM.160



SLEEVE (belongs to DIM ANALOG)

plaster model

DIM 5.XSL.A30



2-CONNECT®-IMPLANT PICK-UP

integrated screw
KS 62 = 1,6 mm

2CON TR-00031.6



2-CONNECT®-LAB ANALOG

KS 62 = 1,6 mm

2CON 5.La1.600



BEG-SERIES

TITANIUM BASE

incl. screw

BEG 80410000



SCAN BODY 3D-GUIDE®

for intra + extra oral scanning

BEG 9.S3D4.100



NT-MILL LAB ANALOG

BEG 5.La4.100



IMPLANT PICK-UP

for open-tray with integrated screw

BEG TR-00024.2



ABUTMENT SCREW



Overview of all screwdrivers on pages 344 and 345

BEG 603255



DIM ANALOG®

BEG 5.DIM.410













SLEEVE (belongs to DIM ANALOG)

plaster model

DIM 5.XSL.A20





<p>NT-PREFORM® incl. coloured milling screw</p>	<p>BEG 10.Mi4.100.05</p>	
<p>SCAN BODY 3D-GUIDE® for intra + extra oral scanning</p>	<p>BEG 9.S3D4.100</p>	
<p>NT-MILL LAB ANALOG for NT-Preform®</p>	<p>BEG 5.La4.100</p>	
<p>COLOURED MILLING SCREW for NT-Preform®</p>	<p>BEG 6.Sc3.255</p>	
<p>ABUTMENT SCREW</p>  <p>Overview of all screwdrivers on pages 344 and 345</p>	<p>BEG 603255</p>	
<p>DIM ANALOG®</p>	<p>BEG 5.DIM.410</p>	
<p>SLEEVE (belongs to DIM ANALOG) plaster model</p>	<p>DIM 5.XSL.A20</p>	
<p>ABUTMENT GRIP for NT-Holder fixture</p>	<p>W 12.200.000</p>	
<p>CUSTOMIZED ABUTMENT milled by NT-iDent</p> <p>Not available in the USA</p>	<p>TZ15.TiO.Si1</p>	

BEG-SERIES

2-CONNECT®-ABUTMENT SET (STRAIGHT)

incl. 2-CONnect®-Coping and Coping-screw

GH 0,5 mm BEG-2CON 8041001S

GH 2,5 mm BEG-2CON 8041002S



2-CONNECT®-ABUTMENT

Male Part

GH 0,5 mm BEG-2CON 8041001M

GH 2,5 mm BEG-2CON 8041002M



2-CONNECT®-SCAN BODY 3D-GUIDE®

for intra + extra oral scanning

KS 61 = 1,8 mm

2CON 9.S3D1.800



2-CONNECT®-COPING

Female Part

2CON F-U



COPING-SCREW

Recommended tightening torques: 25 Ncm

KS 61



2-CONNECT®-DIM ANALOG®

KS 61 = 1,8 mm

2CON 5.DIM.180



SLEEVE (belongs to DIM ANALOG)

plaster model

DIM 5.XSL.A30



2-CONNECT®-IMPLANT PICK-UP

integrated screw

KS 61 = 1,8 mm

2CON TR-00021.8



2-CONNECT®-LAB ANALOG

KS 61 = 1,8 mm

2CON 5.La1.800





2-CONNECT®-ABUTMENT SET (ANGLED)

incl. 2-CONnect®-Coping, mounting aid,
Coping-screw and Male Part Screw, angled 20°,
Gingiva Height 2,5 mm

BEG-2CON 80410A3S



2-CONNECT®-ABUTMENT

angled 20°, Gingiva Height 2,5 mm
Male Part incl. screw,
mounting aid

BEG-2CON 80410A3M



2-CONNECT®-SCAN BODY 3D-GUIDE®

for intra + extra oral scanning
KS 62 = 1,6 mm

2CON 9.S3D1.600



2-CONNECT®-COPING

Female Part

2CON F-U



COPING-SCREW

Recommended tightening torques: 15 Ncm

KS 62



MALE PART SCREW

for angled 20° 2-CONnect® Abutment
Recommended tightening torques: 20 Ncm

BEG 6.Ms3.255



2-CONNECT®-DIM ANALOG®

KS 62 = 1,6 mm

2CON 5.DIM.160



SLEEVE (belongs to DIM ANALOG)

plaster model

DIM 5.XSL.A30



2-CONNECT®-IMPLANT PICK-UP

integrated screw
KS 62 = 1,6 mm

2CON TR-00031.6



2-CONNECT®-LAB ANALOG

KS 62 = 1,6 mm

2CON 5.La1.600



BEG-SERIES

TITANIUM BASE

incl. screw

BEG 80450000



SCAN BODY 3D-GUIDE®

for intra + extra oral scanning

BEG 9.S3D4.500



NT-MILL LAB ANALOG

BEG 5.La4.500



IMPLANT PICK-UP

for open-tray with integrated screw

BEG TR-00034.5



ABUTMENT SCREW



Overview of all screwdrivers on pages 344 and 345

BEG 603255



DIM ANALOG®

BEG 5.DIM.450













SLEEVE (belongs to DIM ANALOG)

plaster model

DIM 5.XSL.A30





<p>NT-PREFORM® incl. coloured milling screw</p>	<p>BEG 10.Mi4.500.05</p>	
<p>SCAN BODY 3D-GUIDE® for intra + extra oral scanning</p>	<p>BEG 9.S3D4.500</p>	
<p>NT-MILL LAB ANALOG for NT-Preform®</p>	<p>BEG 5.La4.500</p>	
<p>COLOURED MILLING SCREW for NT-Preform®</p>	<p>BEG 6.Sc3.255</p>	
<p>ABUTMENT SCREW</p>  <p>Overview of all screwdrivers on pages 344 and 345</p>	<p>BEG 603255</p>	
<p>DIM ANALOG®</p>	<p>BEG 5.DIM.450</p>	
<p>SLEEVE (belongs to DIM ANALOG) plaster model</p>	<p>DIM 5.XSL.A30</p>	
<p>ABUTMENT GRIP for NT-Holder fixture</p>	<p>W 12.300.000</p>	
<p>CUSTOMIZED ABUTMENT milled by NT-iDent</p> <p>Not available in the USA</p>	<p>TZ15.TiO.Si1</p>	

BEG-SERIES

2-CONNECT®-ABUTMENT SET (STRAIGHT)

incl. 2-CONnect®-Coping and Coping-screw

GH 0,5 mm BEG-2CON 8045001S

GH 2,5 mm BEG-2CON 8045002S



2-CONNECT®-ABUTMENT

Male Part

GH 0,5 mm BEG-2CON 8045001M

GH 2,5 mm BEG-2CON 8045002M



2-CONNECT®-SCAN BODY 3D-GUIDE®

for intra + extra oral scanning

KS 61 = 1,8 mm

2CON 9.S3D1.800



2-CONNECT®-COPING

Female Part

2CON F-U



COPING-SCREW

Recommended tightening torques: 25 Ncm

KS 61



2-CONNECT®-DIM ANALOG®

KS 61 = 1,8 mm

2CON 5.DIM.180



SLEEVE (belongs to DIM ANALOG)

plaster model

DIM 5.XSL.A30



2-CONNECT®-IMPLANT PICK-UP

integrated screw

KS 61 = 1,8 mm

2CON TR-00021.8













2-CONNECT®-LAB ANALOG

KS 61 = 1,8 mm

2CON 5.La1.800





<p>2-CONNECT®-ABUTMENT SET (ANGLED) incl. 2-CONnect®-Coping, mounting aid, Coping-screw and Male Part Screw, angled 20°, Gingiva Height 2,5 mm</p>	<p>BEG-2CON 80450A3S</p>	
<p>2-CONNECT®-ABUTMENT angled 20°, Gingiva Height 2,5 mm Male Part incl. screw, mounting aid</p>	<p>BEG-2CON 80450A3M</p>	
<p>2-CONNECT®-SCAN BODY 3D-GUIDE® for intra + extra oral scanning KS 62 = 1,6 mm</p>	<p>2CON 9.S3D1.600</p>	
<p>2-CONNECT®-COPING Female Part</p>	<p>2CON F-U</p>	
<p>COPING-SCREW Recommended tightening torques: 15 Ncm</p>	<p>KS 62</p>	
<p>MALE PART SCREW for angled 20° 2-CONnect® Abutment Recommended tightening torques: 20 Ncm</p>	<p>BEG 6.Ms3.255</p>	
<p>2-CONNECT®-DIM ANALOG® KS 62 = 1,6 mm</p>	<p>2CON 5.DIM.160</p>	
<p>SLEEVE (belongs to DIM ANALOG) plaster model</p>	<p>DIM 5.XSL.A30</p>	
<p>2-CONNECT®-IMPLANT PICK-UP integrated screw KS 62 = 1,6 mm</p>	<p>2CON TR-00031.6</p>	
<p>2-CONNECT®-LAB ANALOG KS 62 = 1,6 mm</p>	<p>2CON 5.La1.600</p>	

BEG-SERIES

TITANIUM BASE

incl. screw

BEG 80550000



SCAN BODY 3D-GUIDE®

for intra + extra oral scanning

BEG 9.S3D5.500



NT-MILL LAB ANALOG

BEG 5.La5.500



IMPLANT PICK-UP

for open-tray with integrated screw

BEG TR-00045.5



ABUTMENT SCREW



Overview of all screwdrivers on pages 344 and 345

BEG 603255



DIM ANALOG®

BEG 5.DIM.550













SLEEVE (belongs to DIM ANALOG)

plaster model

DIM 5.XSL.A30





<p>NT-PREFORM® incl. coloured milling screw</p>	<p>BEG 10.Mi5.500.05</p>	
<p>SCAN BODY 3D-GUIDE® for intra + extra oral scanning</p>	<p>BEG 9.S3D5.500</p>	
<p>NT-MILL LAB ANALOG for NT-Preform®</p>	<p>BEG 5.La5.500</p>	 groove
<p>COLOURED MILLING SCREW for NT-Preform®</p>	<p>BEG 6.Sc3.255</p>	
<p>ABUTMENT SCREW</p>  <p>Overview of all screwdrivers on pages 344 and 345</p>	<p>BEG 603255</p>	
<p>DIM ANALOG®</p>	<p>BEG 5.DIM.550</p>	
<p>SLEEVE (belongs to DIM ANALOG) plaster model</p>	<p>DIM 5.XSL.A30</p>	
<p>ABUTMENT GRIP for NT-Holder fixture</p>	<p>W 12.300.000</p>	
<p>CUSTOMIZED ABUTMENT milled by NT-iDent</p> <p>Not available in the USA</p>	<p>TZ15.TiO.Si1</p>	

BEG-SERIES

2-CONNECT®-ABUTMENT SET (STRAIGHT)

incl. 2-CONnect®-Coping and Coping-screw

GH 0,5 mm BEG-2CON 8055001S

GH 2,5 mm BEG-2CON 8055002S



2-CONNECT®-ABUTMENT

Male Part

GH 0,5 mm BEG-2CON 8055001M

GH 2,5 mm BEG-2CON 8055002M



2-CONNECT®-SCAN BODY 3D-GUIDE®

for intra + extra oral scanning

KS 61 = 1,8 mm

2CON 9.S3D1.800



2-CONNECT®-COPING

Female Part

2CON F-U



COPING-SCREW

Recommended tightening torques: 25 Ncm

KS 61



2-CONNECT®-DIM ANALOG®

KS 61 = 1,8 mm

2CON 5.DIM.180



SLEEVE (belongs to DIM ANALOG)

plaster model

DIM 5.XSL.A30



2-CONNECT®-IMPLANT PICK-UP

integrated screw

KS 61 = 1,8 mm

2CON TR-00021.8



2-CONNECT®-LAB ANALOG

KS 61 = 1,8 mm

2CON 5.La1.800






2-CONNECT®-ABUTMENT SET (ANGLED)

incl. 2-CONnect®-Coping, mounting aid,
Coping-screw and Male Part Screw, angled 20°,
Gingiva Height 2,5 mm

BEG-2CON 80550A3S



2-CONNECT®-ABUTMENT

angled 20°, Gingiva Height 2,5 mm
Male Part incl. screw,
mounting aid

BEG-2CON 80550A3M



2-CONNECT®-SCAN BODY 3D-GUIDE®

for intra + extra oral scanning
KS 62 = 1,6 mm

2CON 9.S3D1.600



2-CONNECT®-COPING

Female Part

2CON F-U



COPING-SCREW

Recommended tightening torques: 15 Ncm

KS 62



MALE PART SCREW

for angled 20° 2-CONnect® Abutment
Recommended tightening torques: 20 Ncm

BEG 6.Ms3.255



2-CONNECT®-DIM ANALOG®

KS 62 = 1,6 mm

2CON 5.DIM.160



SLEEVE (belongs to DIM ANALOG)

plaster model

DIM 5.XSL.A30



2-CONNECT®-IMPLANT PICK-UP

integrated screw
KS 62 = 1,6 mm

2CON TR-00031.6



2-CONNECT®-LAB ANALOG

KS 62 = 1,6 mm

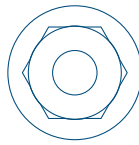
2CON 5.La1.600



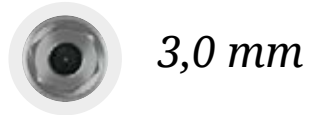
BIO-SERIES

compatible to:

BioHorizons[®] / internal



PLATFORMS:



3,0 mm



3,5 mm



4,5 mm



5,7 mm

BIO-SERIES

TITANIUM BASE

incl. screw

BIO 80300000



SCAN BODY 3D-GUIDE®

for intra + extra oral scanning

BIO 9.S3D3.000



NT-MILL LAB ANALOG

BIO 5.La3.000




IMPLANT PICK-UP

for open-tray with integrated screw

BIO TR-00013.0



ABUTMENT SCREW



Overview of all screwdrivers on pages 344 and 345

BIO 603057



DIM ANALOG®

BIO 5.DIM.300













SLEEVE (belongs to DIM ANALOG®)

plaster model

DIM XSL.A10





<p>NT-PREFORM® incl. coloured milling screw</p>	<p>BIO 10.Mi3.000.05</p>	
<p>SCAN BODY 3D-GUIDE® for intra + extra oral scanning</p>	<p>BIO 9.S3D3.000</p>	
<p>NT-MILL LAB ANALOG for NT-Preform®</p>	<p>BIO 5.La3.000</p>	
<p>COLOURED MILLING SCREW for NT-Preform®</p>	<p>BIO 6.Sc3.057</p>	
<p>ABUTMENT SCREW  Overview of all screwdrivers on pages 344 and 345</p>	<p>BIO 603057</p>	
<p>DIM ANALOG®</p>	<p>BIO 5.DIM.300</p>	
<p>SLEEVE (belongs to DIM ANALOG®) plaster model</p>	<p>DIM 5.XSL.A10</p>	
<p>ABUTMENT GRIP for NT-Holder fixture</p>	<p>W 12.100.000</p>	
<p>CUSTOMIZED ABUTMENT milled by NT-iDent</p> <p style="color: red; font-size: small;">Not available in the USA</p>	<p>TZ15.TiO.Si1</p>	

Notice: Products indicated with ® and ™ are registered brand names of the respective manufactures.

BIO-SERIES

2-CONNECT®-ABUTMENT SET (STRAIGHT)

incl. 2-CONnect®-Coping and Coping-screw

GH 0,5 mm BIO-2CON 8030001S

GH 2,5 mm BIO-2CON 8030002S



2-CONNECT®-ABUTMENT

Male Part

GH 0,5 mm BIO-2CON 8030001M

GH 2,5 mm BIO-2CON 8030002M



2-CONNECT®-SCAN BODY 3D-GUIDE®

for intra + extra oral scanning

KS 61 = 1,8 mm

2CON 9.S3D1.800



2-CONNECT®-COPING

Female Part

2CON F-U



COPING-SCREW

Recommended tightening torques: 25 Ncm

KS 61



2-CONNECT®-DIM ANALOG®

KS 61 = 1,8 mm

2CON 5.DIM.180



SLEEVE (belongs to DIM ANALOG®)

plaster model

DIM 5.XSL.A30



2-CONNECT®-IMPLANT PICK-UP

integrated screw

KS 61 = 1,8 mm

2CON TR-00021.8



2-CONNECT®-LAB ANALOG

KS 61 = 1,8 mm

2CON 5.La1.800





<p>2-CONNECT®-ABUTMENT SET (ANGLED) incl. 2-CONnect®-Coping, mounting aid, Coping-screw and Male Part Screw, angled 20°, Gingiva Height 2,5 mm</p>	<p>BIO-2CON 80300A3S</p>	
<p>2-CONNECT®-ABUTMENT angled 20°, Gingiva Height 2,5 mm Male Part incl. screw, mounting aid</p>	<p>BIO-2CON 80300A3M</p>	
<p>2-CONNECT®-SCAN BODY 3D-GUIDE® for intra + extra oral scanning KS 62 = 1,6 mm</p>	<p>2CON 9S3D1.600</p>	
<p>2-CONNECT®-COPING Female Part</p>	<p>2CON F-U</p>	
<p>COPING-SCREW Recommended tightening torques: 15 Ncm</p>	<p>KS 62</p>	
<p>MALE PART SCREW for angled 20° 2-CONnect® Abutment Recommended tightening torques: 20 Ncm</p>	<p>BIO 6.Ms3.057</p>	
<p>2-CONNECT®-DIM ANALOG® KS 62 = 1,6 mm</p>	<p>2CON 5.DIM.160</p>	
<p>SLEEVE (belongs to DIM ANALOG®) plaster model</p>	<p>DIM 5.XSL.A30</p>	
<p>2-CONNECT®-IMPLANT PICK-UP integrated screw KS 62 = 1,6 mm</p>	<p>2CON TR-00031.6</p>	
<p>2-CONNECT®-LAB ANALOG KS 62 = 1,6 mm</p>	<p>2CON 5.La1.600</p>	

BIO-SERIES

TITANIUM BASE

incl. screw

BIO 80350000



SCAN BODY 3D-GUIDE®

for intra + extra oral scanning

BIO 9.S3D3.500



NT-MILL LAB ANALOG

BIO 5.La3.500



IMPLANT PICK-UP

for open-tray with integrated screw

BIO TR-00023.5



ABUTMENT SCREW



Overview of all screwdrivers on pages 344 and 345

BIO 603057



DIM ANALOG®

BIO 5.DIM.350













SLEEVE (belongs to DIM ANALOG®)
plaster model

DIM 5.XSL.A10





<p>NT-PREFORM® incl. coloured milling screw</p>	<p>BIO 10.Mi3.500.05</p>	
<p>SCAN BODY 3D-GUIDE® for intra + extra oral scanning</p>	<p>BIO 9.S3D3.500</p>	
<p>NT-MILL LAB ANALOG for NT-Preform®</p>	<p>BIO 5.La3.500</p>	
<p>COLOURED MILLING SCREW for NT-Preform®</p>	<p>BIO 6.Sc3.057</p>	
<p>ABUTMENT SCREW</p>  <p>Overview of all screwdrivers on pages 344 and 345</p>	<p>BIO 603057</p>	
<p>DIM ANALOG®</p>	<p>BIO 5.DIM.350</p>	
<p>SLEEVE (belongs to DIM ANALOG®) plaster model</p>	<p>DIM 5.XSL.A10</p>	
<p>ABUTMENT GRIP for NT-Holder fixture</p>	<p>W 12.100.000</p>	
<p>CUSTOMIZED ABUTMENT milled by NT-iDent</p> <p>Not available in the USA</p>	<p>TZ15.TiO.Si1</p>	

BIO-SERIES

2-CONNECT®-ABUTMENT SET (STRAIGHT)

incl. 2-CONnect®-Coping and Coping-screw

GH 0,5 mm BIO-2CON 8035001S

GH 2,5 mm BIO-2CON 8035002S



2-CONNECT®-ABUTMENT

Male Part

GH 0,5 mm BIO-2CON 8035001M

GH 2,5 mm BIO-2CON 8035002M



2-CONNECT®-SCAN BODY 3D-GUIDE®

for intra + extra oral scanning

KS 61 = 1,8 mm

2CON 9.S3D1.800



2-CONNECT®-COPING

Female Part

2CON F-U



COPING-SCREW

Recommended tightening torques: 25 Ncm

KS 61



2-CONNECT®-DIM ANALOG®

KS 61 = 1,8 mm

2CON 5.DIM.180



SLEEVE (belongs to DIM ANALOG®)

plaster model

DIM 5.XSL.A30



2-CONNECT®-IMPLANT PICK-UP

integrated screw

KS 61 = 1,8 mm

2CON TR-00021.8



2-CONNECT®-LAB ANALOG

KS 61 = 1,8 mm

2CON 5.La1.800





2-CONNECT®-ABUTMENT SET (ANGLED)

incl. 2-CONnect®-Coping, mounting aid,
Coping-screw and Male Part Screw, angled 20°,
Gingiva Height 2,5 mm

BIO-2CON 80350A3S



2-CONNECT®-ABUTMENT

angled 20°, Gingiva Height 2,5 mm
Male Part incl. screw,
mounting aid

BIO-2CON 80350A3M



2-CONNECT®-SCAN BODY 3D-GUIDE®

for intra + extra oral scanning
KS 62 = 1,6 mm

2CON 9.S3D1.600



2-CONNECT®-COPING

Female Part

2CON F-U



COPING-SCREW

Recommended tightening torques: 15 Ncm

KS 62



MALE PART SCREW

for angled 20° 2-CONnect® Abutment
Recommended tightening torques: 20 Ncm

BIO 6.Ms3.057



2-CONNECT®-DIM ANALOG®

KS 62 = 1,6 mm

2CON 5.DIM.160



SLEEVE (belongs to DIM ANALOG®)
plaster model

DIM 5.XSL.A30



2-CONNECT®-IMPLANT PICK-UP

integrated screw
KS 62 = 1,6 mm

2CON TR-00031.6



2-CONNECT®-LAB ANALOG

KS 62 = 1,6 mm

2CON 5.La1.600



BIO-SERIES

TITANIUM BASE

incl. screw

BIO 80450000



SCAN BODY 3D-GUIDE®

for intra + extra oral scanning

BIO 9.S3D4.500



NT-MILL LAB ANALOG

BIO 5.La4.500




IMPLANT PICK-UP

for open-tray with integrated screw

BIO TR-00034.5



ABUTMENT SCREW



Overview of all screwdrivers on pages 344 and 345

BIO 603057



DIM ANALOG®

BIO 5.DIM.450













SLEEVE (belongs to DIM ANALOG®)
plaster model

DIM 5.XSL.A30





<p>NT-PREFORM® incl. coloured milling screw</p>	<p>BIO 10.Mi4.500.05</p>	
<p>SCAN BODY 3D-GUIDE® for intra + extra oral scanning</p>	<p>BIO 9.S3D4.500</p>	
<p>NT-MILL LAB ANALOG for NT-Preform®</p>	<p>BIO 5.La4.500</p>	
<p>COLOURED MILLING SCREW for NT-Preform®</p>	<p>BIO 6.Sc3.057</p>	
<p>ABUTMENT SCREW  Overview of all screwdrivers on pages 344 and 345</p>	<p>BIO 603057</p>	
<p>DIM ANALOG®</p>	<p>BIO 5.DIM.450</p>	
<p>SLEEVE (belongs to DIM ANALOG®) plaster model</p>	<p>DIM 5.XSL.A30</p>	
<p>ABUTMENT GRIP for NT-Holder fixture</p>	<p>W 12.200.000</p>	
<p>CUSTOMIZED ABUTMENT milled by NT-iDent Not available in the USA</p>	<p>TZ15.TiO.Si1</p>	

BIO-SERIES

2-CONNECT®-ABUTMENT SET (STRAIGHT)

incl. 2-CONnect®-Coping and Coping-screw

GH 0,5 mm BIO-2CON 8045001S

GH 2,5 mm BIO-2CON 8045002S



2-CONNECT®-ABUTMENT

Male Part

GH 0,5 mm BIO-2CON 8045001M

GH 2,5 mm BIO-2CON 8045002M



2-CONNECT®-SCAN BODY 3D-GUIDE®

for intra + extra oral scanning

KS 61 = 1,8 mm

2CON 9.S3D1.800



2-CONNECT®-COPING

Female Part

2CON F-U



COPING-SCREW

Recommended tightening torques: 25 Ncm

KS 61



2-CONNECT®-DIM ANALOG®

KS 61 = 1,8 mm

2CON 5.DIM.180



SLEEVE (belongs to DIM ANALOG®)

plaster model

DIM 5.XSL.A30



2-CONNECT®-IMPLANT PICK-UP

integrated screw

KS 61 = 1,8 mm

2CON TR-00021.8



2-CONNECT®-LAB ANALOG

KS 61 = 1,8 mm

2CON 5.La1.800






2-CONNECT®-ABUTMENT SET (ANGLED)

incl. 2-CONnect®-Coping, mounting aid,
Coping-screw and Male Part Screw, angled 20°,
Gingiva Height 2,5 mm

BIO-2CON 80450A3S



2-CONNECT®-ABUTMENT

angled 20°, Gingiva Height 2,5 mm
Male Part incl. screw,
mounting aid

BIO-2CON 80450A3M



2-CONNECT®-SCAN BODY 3D-GUIDE®

for intra + extra oral scanning
KS 62 = 1,6 mm

2CON 9.S3D1.600



2-CONNECT®-COPING

Female Part

2CON F-U



COPING-SCREW

Recommended tightening torques: 15 Ncm

KS 62



MALE PART SCREW

for angled 20° 2-CONnect® Abutment
Recommended tightening torques: 20 Ncm

BIO 6.Ms3.057



2-CONNECT®-DIM ANALOG®

KS 62 = 1,6 mm

2CON 5.DIM.160



SLEEVE (belongs to DIM ANALOG®)
plaster model

DIM 5.XSL.A30



2-CONNECT®-IMPLANT PICK-UP

integrated screw
KS 62 = 1,6 mm

2CON TR-00031.6



2-CONNECT®-LAB ANALOG

KS 62 = 1,6 mm

2CON 5.La1.600



BIO-SERIES

TITANIUM BASE

incl. screw

BIO 80570000



SCAN BODY 3D-GUIDE®

for intra + extra oral scanning

BIO 9.S3D5.700



NT-MILL LAB ANALOG

BIO 5.La5.700



IMPLANT PICK-UP

for open-tray with integrated screw

BIO TR-00045.7



ABUTMENT SCREW



Overview of all screwdrivers on pages 344 and 345

BIO 603057



DIM ANALOG®

BIO 5.DIM.570













SLEEVE (belongs to DIM ANALOG®)
plaster model

DIM 5.XSL.A60





<p>NT-PREFORM® incl. coloured milling screw</p>	<p>BIO 10.Mi5.700.05</p>	
<p>SCAN BODY 3D-GUIDE® for intra + extra oral scanning</p>	<p>BIO 9.S3D5.700</p>	
<p>NT-MILL LAB ANALOG for NT-Preform®</p>	<p>BIO 5.La5.700</p>	
<p>COLOURED MILLING SCREW for NT-Preform®</p>	<p>BIO 6.Sc3.057</p>	
<p>ABUTMENT SCREW</p>  <p>Overview of all screwdrivers on pages 344 and 345</p>	<p>BIO 603057</p>	
<p>DIM ANALOG®</p>	<p>BIO 5.DIM.570</p>	
<p>SLEEVE (belongs to DIM ANALOG®) plaster model</p>	<p>DIM 5.XSL.A60</p>	
<p>ABUTMENT GRIP for NT-Holder fixture</p>	<p>W 12.300.000</p>	
<p>CUSTOMIZED ABUTMENT milled by NT-iDent</p> <p>Not available in the USA</p>	<p>TZ15.TiO.Si1</p>	

BIO-SERIES

2-CONNECT®-ABUTMENT SET (STRAIGHT)

incl. 2-CONnect®-Coping and Coping-screw

GH 0,5 mm BIO-2CON 8057001S

GH 2,5 mm BIO-2CON 8057002S



2-CONNECT®-ABUTMENT

Male Part

GH 0,5 mm BIO-2CON 8057001M

GH 2,5 mm BIO-2CON 8057002M



2-CONNECT®-SCAN BODY 3D-GUIDE®

for intra + extra oral scanning

KS 61 = 1,8 mm

2CON 9.S3D1.800



2-CONNECT®-COPING

Female Part

2CON F-U



COPING-SCREW

Recommended tightening torques: 25 Ncm

KS 61



2-CONNECT®-DIM ANALOG®

KS 61 = 1,8 mm

2CON 5.DIM.180



SLEEVE (belongs to DIM ANALOG®)

plaster model

DIM 5.XSL.A30



2-CONNECT®-IMPLANT PICK-UP

integrated screw

KS 61 = 1,8 mm

2CON TR-00021.8



2-CONNECT®-LAB ANALOG

KS 61 = 1,8 mm

2CON 5.La1.800





2-CONNECT®-ABUTMENT SET (ANGLED)

incl. 2-CONnect®-Coping, mounting aid,
Coping-screw and Male Part Screw, angled 20°,
Gingiva Height 2,5 mm

BIO-2CON 80570A3S



2-CONNECT®-ABUTMENT

angled 20°, Gingiva Height 2,5 mm
Male Part incl. screw,
mounting aid

BIO-2CON 80570A3M



2-CONNECT®-SCAN BODY 3D-GUIDE®

for intra + extra oral scanning
KS 62 = 1,6 mm

2CON 9.S3D1.600



2-CONNECT®-COPING

Female Part

2CON F-U



COPING-SCREW

Recommended tightening torques: 15 Ncm

KS 62



MALE PART SCREW

for angled 20° 2-CONnect® Abutment
Recommended tightening torques: 20 Ncm

BIO 6.Ms3.057



2-CONNECT®-DIM ANALOG®

KS 62 = 1,6 mm

2CON 5.DIM.160



SLEEVE (belongs to DIM ANALOG®)

plaster model

DIM 5.XSL.A30



2-CONNECT®-IMPLANT PICK-UP

integrated screw
KS 62 = 1,6 mm

2CON TR-00031.6



2-CONNECT®-LAB ANALOG

KS 62 = 1,6 mm

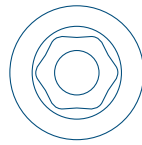
2CON 5.La1.600



BRE-SERIES

compatible to:

Bredent Medical[®]
Sky[®]



PLATFORMS:



3,5 mm



4,0 mm

BRE-SERIE

TITANIUM BASE

incl. screw

BRE 80350000



SCAN BODY 3D-GUIDE®

for intra + extra oral scanning

BRE 9.S3D3.540



NT-MILL LAB ANALOG

BRE 5.La3.540




IMPLANT PICK-UP

for open-tray with integrated screw

BRE TR-00013.5



ABUTMENT SCREW



Overview of all screwdrivers on pages 344 and 345

BRE 603540



DIM ANALOG®

BRE 5.DIM.354



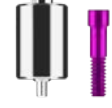









SLEEVE (belongs to DIM ANALOG)

plaster model

DIM 5.XSL.A20





<p>NT-PREFORM® incl. coloured milling screw</p>	<p>BRE 10.Mi3.500.05</p>	
<p>SCAN BODY 3D-GUIDE® for intra + extra oral scanning</p>	<p>BRE 9.S3D3.540</p>	
<p>NT-MILL LAB ANALOG for NT-Preform®</p>	<p>BRE 5.La3.540</p>	
<p>COLOURED MILLING SCREW for NT-Preform®</p>	<p>BRE 6.Sc3.540</p>	
<p>ABUTMENT SCREW</p>  <p>Overview of all screwdrivers on pages 344 and 345</p>	<p>BRE 603540</p>	
<p>DIM ANALOG®</p>	<p>BRE 5.DIM.354</p>	
<p>SLEEVE (belongs to DIM ANALOG®) plaster model</p>	<p>DIM 5.XSL.A20</p>	
<p>ABUTMENT GRIP for NT-Holder fixture</p>	<p>W 12.200.000</p>	
<p>CUSTOMIZED ABUTMENT milled by NT-iDent</p> <p>Not available in the USA</p>	<p>TZ15.TiO.Si1</p>	

BRE
SERIES

BRE-SERIE

2-CONNECT®-ABUTMENT SET (STRAIGHT)

incl. 2-CONnect®-Coping and Coping-screw

GH 0,5 mm BRE-2CON 8035001S

GH 2,5 mm BRE-2CON 8035002S



2-CONNECT®-ABUTMENT

Male Part

GH 0,5 mm BRE-2CON 8035001M

GH 2,5 mm BRE-2CON 8035002M



2-CONNECT®-SCAN BODY 3D-GUIDE®

for intra + extra oral scanning

KS 61 = 1,8 mm

2CON 9.S3D1.800



2-CONNECT®-COPING

Female Part

2CON F-U



COPING-SCREW

Recommended tightening torques: 20 Ncm

KS 61



2-CONNECT®-DIM ANALOG®

KS 61 = 1,8 mm

2CON 5.DIM.180



SLEEVE (belongs to DIM ANALOG)

plaster model

DIM 5.XSL.A30



2-CONNECT®-IMPLANT PICK-UP

integrated screw

KS 61 = 1,8 mm

2CON TR-00021.8



2-CONNECT®-LAB ANALOG

KS 61 = 1,8 mm

2CON 5.La1.800





<p>2-CONNECT®-ABUTMENT SET (ANGLED) incl. 2-CONnect®-Coping, mounting aid, Coping-screw and Male Part Screw, angled 20°, Gingiva Height 2,5 mm</p>	BRE-2CON 80350A3S	
<p>2-CONNECT®-ABUTMENT angled 20°, Gingiva Height 2,5 mm Male Part incl. screw, mounting aid</p>	BRE-2CON 80350A3M	
<p>2-CONNECT®-SCAN BODY 3D-GUIDE® for intra + extra oral scanning KS 62 = 1,6 mm</p>	2CON 9.S3D1.600	
<p>2-CONNECT®-COPING Female Part</p>	2CON F-U	
<p>COPING-SCREW Recommended tightening torques: 15 Ncm</p>	KS 62	
<p>MALE PART SCREW for angled 20° 2-CONnect® Abutment Recommended tightening torques: 20 Ncm</p>	BRE 6.Ms3.540	
<p>2-CONNECT®-DIM ANALOG® KS 62 = 1,6 mm</p>	2CON 5.DIM.160	
<p>SLEEVE (belongs to DIM ANALOG) plaster model</p>	DIM 5.XSL.A30	
<p>2-CONNECT®-IMPLANT PICK-UP integrated screw KS 62 = 1,6 mm</p>	2CON TR-00031.6	
<p>2-CONNECT®-LAB ANALOG KS 62 = 1,6 mm</p>	2CON 5.La1.600	

BRE-SERIE

TITANIUM BASE

incl. screw

BRE 80400000



SCAN BODY 3D-GUIDE®

for intra + extra oral scanning

BRE 9.S3D3.540



NT-MILL LAB ANALOG

BRE 5.La3.540




IMPLANT PICK-UP

for open-tray with integrated screw

BRE TR-00013.5



ABUTMENT SCREW



Overview of all screwdrivers on pages 344 and 345

BRE 603540



DIM ANALOG®

BRE 5.DIM.354



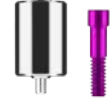









SLEEVE (belongs to DIM ANALOG)

plaster model

DIM 5.XSL.A20





<p>NT-PREFORM® incl. coloured milling screw</p>	<p>BRE 10.Mi4.000.05</p>	
<p>SCAN BODY 3D-GUIDE® for intra + extra oral scanning</p>	<p>BRE 9.S3D3.540</p>	
<p>NT-MILL LAB ANALOG for NT-Preform®</p>	<p>BRE 5.La3.540</p>	
<p>COLOURED MILLING SCREW for NT-Preform®</p>	<p>BRE 6.Sc3.540</p>	
<p>ABUTMENT SCREW</p>  <p>Overview of all screwdrivers on pages 344 and 345</p>	<p>BRE 603540</p>	
<p>DIM ANALOG®</p>	<p>BRE 5.DIM.354</p>	
<p>SLEEVE (belongs to DIM ANALOG®) plaster model</p>	<p>DIM 5.XSL.A20</p>	
<p>ABUTMENT GRIP for NT-Holder fixture</p>	<p>W 12.200.000</p>	
<p>CUSTOMIZED ABUTMENT milled by NT-iDent</p> <p>Not available in the USA</p>	<p>TZ15.TiO.Si1</p>	

BRE
SERIES

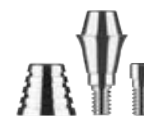
BRE-SERIE

2-CONNECT®-ABUTMENT SET (STRAIGHT)

incl. 2-CONnect®-Coping and Coping-screw

GH 0,5 mm BRE-2CON 8040001S

GH 2,5 mm BRE-2CON 8040002S



2-CONNECT®-ABUTMENT

Male Part

GH 0,5 mm BRE-2CON 8040001M

GH 2,5 mm BRE-2CON 8040002M



2-CONNECT®-SCAN BODY 3D-GUIDE®

for intra + extra oral scanning

KS 61 = 1,8 mm

2CON 9.S3D1.800



2-CONNECT®-COPING

Female Part

2CON F-U



COPING-SCREW

Recommended tightening torques: 20 Ncm

KS 61



2-CONNECT®-DIM ANALOG®

KS 61 = 1,8 mm

2CON 5.DIM.180



SLEEVE (belongs to DIM ANALOG)

plaster model

DIM 5.XSL.A30



2-CONNECT®-IMPLANT PICK-UP

integrated screw

KS 61 = 1,8 mm

2CON TR-00021.8



2-CONNECT®-LAB ANALOG

KS 61 = 1,8 mm

2CON 5.La1.800





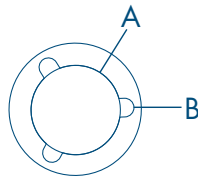
<p>2-CONNECT®-ABUTMENT SET (ANGLED) incl. 2-CONnect®-Coping, mounting aid, Coping-screw and Male Part Screw, angled 20°, Gingiva Height 2,5 mm</p>	BRE-2CON 80400A3S	
<p>2-CONNECT®-ABUTMENT angled 20°, Gingiva Height 2,5 mm Male Part incl. screw, mounting aid</p>	BRE-2CON 80400A3M	
<p>2-CONNECT®-SCAN BODY 3D-GUIDE® for intra + extra oral scanning KS 62 = 1,6 mm</p>	2CON 9.S3D1.600	
<p>2-CONNECT®-COPING Female Part</p>	2CON F-U	
<p>COPING-SCREW Recommended tightening torques: 15 Ncm</p>	KS 62	
<p>MALE PART SCREW for angled 20° 2-CONnect® Abutment Recommended tightening torques: 20 Ncm</p>	BRE 6.Ms3.540	
<p>2-CONNECT®-DIM ANALOG® KS 62 = 1,6 mm</p>	2CON 5.DIM.160	
<p>SLEEVE (belongs to DIM ANALOG) plaster model</p>	DIM 5.XSL.A30	
<p>2-CONNECT®-IMPLANT PICK-UP integrated screw KS 62 = 1,6 mm</p>	2CON TR-00031.6	
<p>2-CONNECT®-LAB ANALOG KS 62 = 1,6 mm</p>	2CON 5.La1.600	

CAM-SERIES

compatible to:

Altatec[®]

Camlog[®]



A: over surface

B: over edge

PLATFORMS:



3,3 mm



3,8 mm



4,3 mm



5,0 mm

CAM-SERIES

TITANIUM BASE

incl. screw

CAM 80330000



SCAN BODY 3D-GUIDE®

for intra + extra oral scanning

CAM 9.S3D3.300



NT-MILL LAB ANALOG

CAM 5.La3.300



IMPLANT PICK-UP

for open-tray with integrated screw

CAM TR-00013.3



ABUTMENT SCREW



Overview of all screwdrivers on pages 344 and 345

CAM 6033843



DIM ANALOG®

CAM 5.DIM.330




SLEEVE (belongs to DIM ANALOG®)
plaster model

DIM 5.XSL.A10





<p>NT-PREFORM® incl. coloured milling screw</p>	<p>CAM 10.Mi3.300.05</p>	
<p>SCAN BODY 3D-GUIDE® for intra + extra oral scanning</p>	<p>CAM 9.S3D3.300</p>	
<p>NT-MILL LAB ANALOG for NT-Preform®</p>	<p>CAM 5.La3.300</p>	
<p>COLOURED MILLING SCREW for NT-Preform®</p>	<p>CAM 6.Sc3.384</p>	
<p>ABUTMENT SCREW</p>  <p>Overview of all screwdrivers on pages 344 and 345</p>	<p>CAM 6033843</p>	
<p>DIM ANALOG®</p>	<p>CAM 5.DIM.330</p>	
<p>SLEEVE (belongs to DIM ANALOG®) plaster model</p>	<p>DIM 5.XSL.A10</p>	
<p>ABUTMENT GRIP for NT-Holder fixture</p>	<p>W 12.100.000</p>	
<p>CUSTOMIZED ABUTMENT milled by NT-iDent</p> <p>Not available in the USA</p>	<p>TZ15.TiO.Si1</p>	

CAM SERIES

CAM-SERIES

2-CONNECT®-ABUTMENT SET (STRAIGHT)

incl. 2-CONnect®-Coping and Coping-screw

GH 0,5 mm

CAM-2CON 8033001S

GH 2,5 mm

CAM-2CON 8033002S



2-CONNECT®-ABUTMENT

Male Part

GH 0,5 mm

CAM-2CON 8033001M

GH 2,5 mm

CAM-2CON 8033002M



2-CONNECT®-SCAN BODY 3D-GUIDE®

for intra + extra oral scanning

KS 61 = 1,8 mm

2CON 9.S3D1.800



2-CONNECT®-COPING

Female Part

2CON F-U



COPING-SCREW

Recommended tightening torques: 15 Ncm

KS 61



2-CONNECT®-DIM ANALOG®

KS 61 = 1,8 mm

2CON 5.DIM.180



SLEEVE (belongs to DIM ANALOG®)

plaster model

DIM 5.XSL.A30



2-CONNECT®-IMPLANT PICK-UP

integrated screw

KS 61 = 1,8 mm

2CON TR-00021.8



2-CONNECT®-LAB ANALOG

KS 61 = 1,8 mm

2CON 5.La1.800






2-CONNECT®-ABUTMENT SET (ANGLED)

incl. 2-CONnect®-Coping, mounting aid,
Coping-screw and Male Part Screw, angled 20°,
Gingiva Height 2,5 mm

A: over surface CAM-2CON 80330C3S
B: over edge CAM-2CON 80330A3S



2-CONNECT®-ABUTMENT

angled 20°, Gingiva Height 2,5 mm
Male Part incl. screw,
mounting aid

A: over surface CAM-2CON 80330C3M
B: over edge CAM-2CON 80330A3M



CAM
SERIES

2-CONNECT®-SCAN BODY 3D-GUIDE®

for intra + extra oral scanning
KS 62 = 1,6 mm

2CON 9.S3D1.600



2-CONNECT®-COPING

Female Part

2CON F-U



COPING-SCREW

Recommended tightening torques: 15 Ncm

KS 62



MALE PART SCREW

for angled 20° 2-CONnect® Abutment
Recommended tightening torques: 20 Ncm

CAM 6.Ms3.384



2-CONNECT®-DIM ANALOG®

KS 62 = 1,6 mm

2CON 5.DIM.160



SLEEVE (belongs to DIM ANALOG®)
plaster model

DIM 5.XSL.A30



2-CONNECT®-IMPLANT PICK-UP

integrated screw
KS 62 = 1,6 mm

2CON TR-00031.6



2-CONNECT®-LAB ANALOG

KS 62 = 1,6 mm

2CON 5.La1.600



CAM-SERIES

TITANIUM BASE

incl. screw

CAM 80380000



SCAN BODY 3D-GUIDE®

for intra + extra oral scanning

CAM 9.S3D3.800



NT-MILL LAB ANALOG

CAM 5.La3.800



IMPLANT PICK-UP

for open-tray with integrated screw

CAM TR-00023.8



ABUTMENT SCREW



Overview of all screwdrivers on pages 344 and 345

CAM 6033843



DIM ANALOG®

CAM 5.DIM.380













SLEEVE (belongs to DIM ANALOG)

plaster model

DIM 5.XSL.A40





<p>NT-PREFORM® incl. coloured milling screw</p>	<p>CAM 10.Mi3.800.05</p>	
<p>SCAN BODY 3D-GUIDE® for intra + extra oral scanning</p>	<p>CAM 9.S3D3.800</p>	
<p>NT-MILL LAB ANALOG for NT-Preform®</p>	<p>CAM 5.La3.800</p>	
<p>COLOURED MILLING SCREW for NT-Preform®</p>	<p>CAM 6.Sc3.384</p>	
<p>ABUTMENT SCREW  Overview of all screwdrivers on pages 344 and 345</p>	<p>CAM 6033843</p>	
<p>DIM ANALOG®</p>	<p>CAM 5.DIM.380</p>	
<p>SLEEVE (belongs to DIM ANALOG®) plaster model</p>	<p>DIM 5.XSL.A40</p>	
<p>ABUTMENT GRIP for NT-Holder fixture</p>	<p>W 12.100.000</p>	
<p>CUSTOMIZED ABUTMENT milled by NT-iDent Not available in the USA</p>	<p>TZ15.TiO.Si1</p>	

CAM-SERIES

2-CONNECT®-ABUTMENT SET (STRAIGHT)

incl. 2-CONnect®-Coping and Coping-screw

GH 0,5 mm CAM-2CON 8038001S

GH 2,5 mm CAM-2CON 8038002S



2-CONNECT®-ABUTMENT

Male Part

GH 0,5 mm CAM-2CON 8038001M

GH 2,5 mm CAM-2CON 8038002M



2-CONNECT®-SCAN BODY 3D-GUIDE®

for intra + extra oral scanning

KS 61 = 1,8 mm

2CON 9.S3D1.800



2-CONNECT®-COPING

Female Part

2CON F-U



COPING-SCREW

Recommended tightening torques: 25 Ncm

KS 61



2-CONNECT®-DIM ANALOG

KS 61 = 1,8 mm

2CON 5.DIM.180



SLEEVE (belongs to DIM ANALOG)

plaster model

DIM 5.XSL.A30



2-CONNECT®-IMPLANT PICK-UP

integrated screw

KS 61 = 1,8 mm

2CON TR-00021.8



2-CONNECT®-LAB ANALOG

KS 61 = 1,8 mm

2CON 5.La1.800






2-CONNECT®-ABUTMENT SET (ANGLED)

incl. 2-CONnect®-Coping, mounting aid,
Coping-screw and Male Part Screw, angled 20°,
Gingiva Height 2,5 mm

A: over surface CAM-2CON 80380C3S
B: over edge CAM-2CON 80380A3S



2-CONNECT®-ABUTMENT

angled 20°, Gingiva Height 2,5 mm
Male Part incl. screw,
mounting aid

A: over surface CAM-2CON 80380C3M
B: over edge CAM-2CON 80380A3M



CAM
SERIES

2-CONNECT®-SCAN BODY 3D-GUIDE®

for intra + extra oral scanning
KS 62 = 1,6 mm

2CON 9.S3D1.600



2-CONNECT®-COPING

Female Part

2CON F-U



COPING-SCREW

Recommended tightening torques: 15 Ncm

KS 62



MALE PART SCREW

for angled 20° 2-CONnect® Abutment
Recommended tightening torques: 20 Ncm

CAM 6.Ms3.384



2-CONNECT®-DIM ANALOG

KS 62 = 1,6 mm

2CON 5.DIM.160



SLEEVE (belongs to DIM ANALOG)

plaster model

DIM 5.XSL.A30



2-CONNECT®-IMPLANT PICK-UP

integrated screw
KS 62 = 1,6 mm

2CON TR-00031.6



2-CONNECT®-LAB ANALOG

KS 62 = 1,6 mm

2CON 5.La1.600



CAM-SERIES

TITANIUM BASE

incl. screw

CAM 80430000



SCAN BODY 3D-GUIDE®

for intra + extra oral scanning

CAM 9.S3D4.300



NT-MILL LAB ANALOG

CAM 5.La4.300



IMPLANT PICK-UP

for open-tray with integrated screw

CAM TR-00034.3



ABUTMENT SCREW



Overview of all screwdrivers on pages 344 and 345

CAM 6033843



DIM ANALOG®

CAM 5.DIM.430













SLEEVE (belongs to DIM ANALOG)

plaster model

DIM 5.XSL.A40





<p>NT-PREFORM® incl. coloured milling screw</p>	<p>CAM 10.Mi4.300.05</p>	
<p>SCAN BODY 3D-GUIDE® for intra + extra oral scanning</p>	<p>CAM 9.S3D4.300</p>	
<p>NT-MILL LAB ANALOG for NT-Preform®</p>	<p>CAM 5.La4.300</p>	
<p>COLOURED MILLING SCREW for NT-Preform®</p>	<p>CAM 6.Sc3.384</p>	
<p>ABUTMENT SCREW</p>  <p>Overview of all screwdrivers on pages 344 and 345</p>	<p>CAM 6033843</p>	
<p>DIM ANALOG®</p>	<p>CAM 5.DIM.430</p>	
<p>SLEEVE (belongs to DIM ANALOG) plaster model</p>	<p>DIM 5.XSL.A40</p>	
<p>ABUTMENT GRIP for NT-Holder fixture</p>	<p>W 12.200.000</p>	
<p>CUSTOMIZED ABUTMENT milled by NT-iDent</p> <p>Not available in the USA</p>	<p>TZ15.TiO.Si1</p>	

CAM
SERIES

CAM-SERIES

2-CONNECT®-ABUTMENT SET (STRAIGHT)

incl. 2-CONnect®-Coping and Coping-screw

GH 0,5 mm CAM-2CON 8043001S

GH 2,5 mm CAM-2CON 8043002S



2-CONNECT®-ABUTMENT

Male Part

GH 0,5 mm CAM-2CON 8043001M

GH 2,5 mm CAM-2CON 8043002M



2-CONNECT®-SCAN BODY 3D-GUIDE®

for intra + extra oral scanning

KS 61 = 1,8 mm

2CON 9.S3D1.800



2-CONNECT®-COPING

Female Part

2CON F-U



COPING-SCREW

Recommended tightening torques: 25 Ncm

KS 61



2-CONNECT®-DIM ANALOG

KS 61 = 1,8 mm

2CON 5.DIM.180



SLEEVE (belongs to DIM ANALOG)

plaster model

DIM 5.XSL.A30



2-CONNECT®-IMPLANT PICK-UP

integrated screw

KS 61 = 1,8 mm

2CON TR-00021.8



2-CONNECT®-LAB ANALOG

KS 61 = 1,8 mm

2CON 5.La1.800





2-CONNECT®-ABUTMENT SET (ANGLED)

incl. 2-CONnect®-Coping, mounting aid,
Coping-screw and Male Part Screw, angled 20°,
Gingiva Height 2,5 mm

A: over surface CAM-2CON 80430C3S
B: over edge CAM-2CON 80430A3S



2-CONNECT®-ABUTMENT

angled 20°, Gingiva Height 2,5 mm
Male Part incl. screw,
mounting aid

A: over surface CAM-2CON 80430C3M
B: over edge CAM-2CON 80430A3M



CAM
SERIES

2-CONNECT®-SCAN BODY 3D-GUIDE®

for intra + extra oral scanning
KS 62 = 1,6 mm

2CON 9.S3D1.600



2-CONNECT®-COPING

Female Part

2CON F-U



COPING-SCREW

Recommended tightening torques: 15 Ncm

KS 62



MALE PART SCREW

for angled 20° 2-CONnect® Abutment
Recommended tightening torques: 20 Ncm

CAM 6.Ms3.384



2-CONNECT®-DIM ANALOG

KS 62 = 1,6 mm

2CON 5.DIM.160



SLEEVE (belongs to DIM ANALOG)

plaster model

DIM 5.XSL.A30



2-CONNECT®-IMPLANT PICK-UP

integrated screw
KS 62 = 1,6 mm

2CON TR-00031.6



2-CONNECT®-LAB ANALOG

KS 62 = 1,6 mm

2CON 5.La1.600



CAM-SERIES

TITANIUM BASE

incl. screw

CAM 80500000



SCAN BODY 3D-GUIDE®

for intra + extra oral scanning

CAM 9.S3D5.060



NT-MILL LAB ANALOG

CAM 5.La5.060



ABUTMENT SCREW



Overview of all screwdrivers on pages 344 and 345

CAM 6150600



DIM ANALOG®

CAM 5.DIM.506













SLEEVE (belongs to DIM ANALOG)
plaster model

DIM 5.XSL.A50





<p>NT-PREFORM® incl. coloured milling screw</p>	<p>CAM 10.Mi5.000.05</p>	
<p>SCAN BODY 3D-GUIDE® for intra + extra oral scanning</p>	<p>CAM 9.S3D5.060</p>	
<p>NT-MILL LAB ANALOG for NT-Preform®</p>	<p>CAM 5.La5.060</p>	
<p>COLOURED MILLING SCREW for NT-Preform®</p>	<p>CAM 6.Sc5.060</p>	
<p>ABUTMENT SCREW</p>  <p>Overview of all screwdrivers on pages 344 and 345</p>	<p>CAM 6150600</p>	
<p>DIM ANALOG®</p>	<p>CAM 5.DIM.506</p>	
<p>SLEEVE (belongs to DIM ANALOG) plaster model</p>	<p>DIM 5.XSL.A50</p>	
<p>ABUTMENT GRIP for NT-Holder fixture</p>	<p>W 12.300.000</p>	
<p>CUSTOMIZED ABUTMENT milled by NT-iDent</p> <p style="color: red; font-size: small;">Not available in the USA</p>	<p>TZ15.TiO.Si1</p>	

CAM
SERIES

CAM-SERIES

2-CONNECT®-ABUTMENT SET (STRAIGHT)

incl. 2-CONnect®-Coping and Coping-screw

GH 0,5 mm CAM-2CON 8050001S

GH 2,5 mm CAM-2CON 8050002S



2-CONNECT®-ABUTMENT

Male Part

GH 0,5 mm CAM-2CON 8050001M

GH 2,5 mm CAM-2CON 8050002M



2-CONNECT®-SCAN BODY 3D-GUIDE®

for intra + extra oral scanning

KS 61 = 1,8 mm

2CON 9.S3D1.800



2-CONNECT®-COPING

Female Part

2CON F-U



COPING-SCREW

Recommended tightening torques: 25 Ncm

KS 61



2-CONNECT®-DIM ANALOG®

KS 61 = 1,8 mm

2CON 5.DIM.180



SLEEVE (belongs to DIM ANALOG)

plaster model

DIM 5.XSL.A30



2-CONNECT®-IMPLANT PICK-UP

integrated screw

KS 61 = 1,8 mm

2CON TR-00021.8



2-CONNECT®-LAB ANALOG

KS 61 = 1,8 mm

2CON 5.La1.800






2-CONNECT®-ABUTMENT SET (ANGLED)

incl. 2-CONnect®-Coping, mounting aid,
Coping-screw and Male Part Screw, angled 20°,
Gingiva Height 2,5 mm

A: over surface CAM-2CON 80500C3S
B: over edge CAM-2CON 80500A3S



2-CONNECT®-ABUTMENT

angled 20°, Gingiva Height 2,5 mm
Male Part incl. screw,
mounting aid

A: over surface CAM-2CON 80500C3M
B: over edge CAM-2CON 80500A3M



CAM
SERIES

2-CONNECT®-SCAN BODY 3D-GUIDE®

for intra + extra oral scanning
KS 62 = 1,6 mm

2CON 9.S3D1.600



2-CONNECT®-COPING

Female Part

2CON F-U



COPING-SCREW

Recommended tightening torques: 15 Ncm

KS 62



MALE PART SCREW

for angled 20° 2-CONnect® Abutment
Recommended tightening torques: 20 Ncm

CAM 6.Ms5.060



2-CONNECT®-DIM ANALOG®

KS 62 = 1,6 mm

2CON 5.DIM.160



SLEEVE (belongs to DIM ANALOG®)
plaster model

DIM 5.XSL.A30



2-CONNECT®-IMPLANT PICK-UP

integrated screw
KS 62 = 1,6 mm

2CON TR-00031.6



2-CONNECT®-LAB ANALOG

KS 62 = 1,6 mm

2CON 5.La1.600

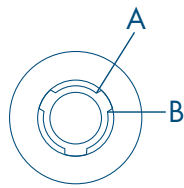


COL-SERIES

compatible to:

Altatec[®]

Conelog[®]



A: over surface

B: over edge

PLATFORMS:



3,3 mm



3,8 / 4,3 mm



5,0 mm

COL-SERIES

TITANIUM BASE

incl. screws

GH 0,8 mm

COL 80330008

GH 2,0 mm

COL 80330020



SCAN BODY 3D-GUIDE®

for intra + extra oral scanning

COL 9.S3D3.300



NT-MILL LAB ANALOG

COL 5.La3.300



IMPLANT PICK-UP

for open-tray with integrated screw

COL TR-00013.3



COLOURED LAB SCREW

COL 623343



ABUTMENT SCREW



Overview of all screwdrivers on pages 344 and 345

COL 603343



DIM ANALOG®

COL 5.DIM.330



SLEEVE (belongs to DIM ANALOG)

plaster model

DIM 5.XSL.A10





NT-PREFORM®

incl. coloured milling screw

GH 0,5 mm	COL 10.Mi3.300.05
GH 1,3 mm	COL 10.Mi3.300



SCAN BODY 3D-GUIDE®

for intra + extra oral scanning

COL 9.S3D3.300



NT-MILL LAB ANALOG

for NT-Preform®

COL 5.La3.300




COLOURED MILLING SCREW

for NT-Preform®

COL 6.Sc3.343



ABUTMENT SCREW



Overview of all screwdrivers on pages 344 and 345

COL 603343



DIM ANALOG®

COL 5.DIM.330



SLEEVE (belongs to DIM ANALOG)

plaster model

DIM 5.XSL.A10



ABUTMENT GRIP

for NT-Holder fixture

W 12.100.000



CUSTOMIZED ABUTMENT

milled by NT-iDent

Not available in the USA

TZ15.TiO.Si1



COL
SERIES

COL-SERIES

2-CONNECT®-ABUTMENT SET (STRAIGHT)

incl. 2-CONnect®-Coping and Coping-screw

GH 0,5 mm COL-2CON 8033001S

GH 2,5 mm COL-2CON 8033002S



2-CONNECT®-ABUTMENT

Male Part

GH 0,5 mm COL-2CON 8033001M

GH 2,5 mm COL-2CON 8033002M



2-CONNECT®-SCAN BODY 3D-GUIDE®

for intra + extra oral scanning

KS 61 = 1,8 mm

2CON 9.S3D1.800



2-CONNECT®-COPING

Female Part

2CON F-U



COPING-SCREW

Recommended tightening torques: 15 Ncm

KS 61



2-CONNECT®-DIM ANALOG®

KS 61 = 1,8 mm

2CON 5.DIM.180



SLEEVE (belongs to DIM ANALOG)

plaster model

DIM 5.XSL.A30



2-CONNECT®-IMPLANT PICK-UP

integrated screw

KS 61 = 1,8 mm

2CON TR-00021.8



2-CONNECT®-LAB ANALOG

KS 61 = 1,8 mm

2CON 5.La1.800






2-CONNECT®-ABUTMENT SET (ANGLED)

incl. 2-CONnect®-Coping, mounting aid
Coping-screw and Male Part Screw, angled 20°,
Gingiva Height 2,5 mm

A: over surface COL-2CON 80330C3S
B: over edge COL-2CON 80330A3S



2-CONNECT®-ABUTMENT

angled 20°, Gingiva Height 2,5 mm
Male Part incl. screw,
mounting aid

A: over surface COL-2CON 80330C3M
B: over edge COL-2CON 80330A3M



2-CONNECT®-SCAN BODY 3D-GUIDE®

for intra + extra oral scanning
KS 62 = 1,6 mm

2CON 9.S3D1.600



2-CONNECT®-COPING

Female Part

2CON F-U



COPING-SCREW

Recommended tightening torques: 15 Ncm

KS 62



MALE PART SCREW

for angled 20° 2-CONnect® Abutment
Recommended tightening torques: 20 Ncm

COL 6.Ms3.343



2-CONNECT®-DIM ANALOG®

KS 62 = 1,6 mm

2CON 5.DIM.160



SLEEVE (belongs to DIM ANALOG)

plaster model

DIM 5.XSL.A30



2-CONNECT®-IMPLANT PICK-UP

integrated screw
KS 62 = 1,6 mm

2CON TR-00031.6



2-CONNECT®-LAB ANALOG

KS 62 = 1,6 mm

2CON 5.La1.600



COL-SERIES

TITANIUM BASE

incl. screws

GH 0,8 mm

COL 80384308

GH 2,0 mm

COL 80384320



SCAN BODY 3D-GUIDE®

for intra + extra oral scanning

COL 9.S3D3.843



NT-MILL LAB ANALOG

COL 5.La3.843



IMPLANT PICK-UP

for open-tray with integrated screw

COL TR-00023.8



COLOURED LAB SCREW

COL 623343



ABUTMENT SCREW



Overview of all screwdrivers on pages 344 and 345

COL 603343



DIM ANALOG®

COL 5.DIM.384



SLEEVE (belongs to DIM ANALOG)

plaster model

DIM 5.XSL.A20





<p>NT-PREFORM® incl. coloured milling screw</p>	<p>GH 0,5 mm COL 10.Mi3.843.05 GH 1,3 mm COL 10.Mi3.843</p>	
<p>SCAN BODY 3D-GUIDE® for intra + extra oral scanning</p>	<p>COL 9.S3D3.843</p>	
<p>NT-MILL LAB ANALOG for NT-Preform®</p>	<p>COL 5.La3.843</p>	
<p>COLOURED MILLING SCREW for NT-Preform®</p>	<p>COL 6.Sc3.343</p>	
<p>ABUTMENT SCREW</p>	<p>COL 603343</p>	
<p>Overview of all screwdrivers on pages 344 and 345</p>		
<p>DIM ANALOG®</p>	<p>COL 5.DIM.384</p>	
<p>SLEEVE (belongs to DIM ANALOG) plaster model</p>	<p>DIM 5.XSL.A20</p>	
<p>ABUTMENT GRIP for NT-Holder fixture</p>	<p>W 12.200.000</p>	
<p>CUSTOMIZED ABUTMENT milled by NT-iDent</p>	<p>Not available in the USA TZ15.TiO.Si1</p>	

COL
SERIES

COL-SERIES

2-CONNECT®-ABUTMENT SET (STRAIGHT)

incl. 2-CONnect®-Coping and Coping-screw

GH 0,5 mm COL-2CON 8038431S

GH 2,5 mm COL-2CON 8038432S



2-CONNECT®-ABUTMENT

Male Part

GH 0,5 mm COL-2CON 8038431M

GH 2,5 mm COL-2CON 8038432M



2-CONNECT®-SCAN BODY 3D-GUIDE®

for intra + extra oral scanning

KS 61 = 1,8 mm

2CON 9.S3D1.800



2-CONNECT®-COPING

Female Part

2CON F-U



COPING-SCREW

Recommended tightening torques: 25 Ncm

KS 61



2-CONNECT®-DIM ANALOG®

KS 61 = 1,8 mm

2CON 5.DIM.180



SLEEVE (belongs to DIM ANALOG)

plaster model

DIM 5.XSL.A30



2-CONNECT®-IMPLANT PICK-UP

integrated screw

KS 61 = 1,8 mm

2CON TR-00021.8



2-CONNECT®-LAB ANALOG

KS 61 = 1,8 mm

2CON 5.La1.800






2-CONNECT®-ABUTMENT SET (ANGLED)

incl. 2-CONnect®-Coping, mounting aid
Coping-screw and Male Part Screw, angled 20°,
Gingiva Height 2,5 mm


A: over surface COL-2CON 80384C3S
B: over edge COL-2CON 80384A3S



2-CONNECT®-ABUTMENT

angled 20°, Gingiva Height 2,5 mm
Male Part incl. screw,
mounting aid

A: over surface COL-2CON 80384C3M
B: over edge COL-2CON 80384A3M



COL
SERIES

2-CONNECT®-SCAN BODY 3D-GUIDE®

for intra + extra oral scanning
KS 62 = 1,6 mm

2CON 9.S3D1.600



2-CONNECT®-COPING

Female Part

2CON F-U



COPING-SCREW

Recommended tightening torques: 15 Ncm

KS 62



MALE PART SCREW

for angled 20° 2-CONnect® Abutment
Recommended tightening torques: 20 Ncm

COL 6.Ms3.343



2-CONNECT®-DIM ANALOG®

KS 62 = 1,6 mm

2CON 5.DIM.160



SLEEVE (belongs to DIM ANALOG)

plaster model

DIM 5.XSL.A30



2-CONNECT®-IMPLANT PICK-UP

integrated screw
KS 62 = 1,6 mm

2CON TR-00031.6



2-CONNECT®-LAB ANALOG

KS 62 = 1,6 mm

2CON 5.La1.600



COL-SERIES

TITANIUM BASE

incl. screws

GH 0,8 mm

COL 80500008

GH 2,0 mm

COL 80500020



SCAN BODY 3D-GUIDE®

for intra + extra oral scanning

COL 9.S3D5.000



NT-MILL LAB ANALOG

COL 5.La5.000




groove

COLOURED LAB SCREW

COL 625000



ABUTMENT SCREW



Overview of all screwdrivers on pages 344 and 345

COL 605000



DIM ANALOG®

COL 5.DIM.500













SLEEVE (belongs to DIM ANALOG)

plaster model

DIM 5.XSL.A30



<p>NT-PREFORM® incl. coloured milling screw</p>	<p>GH 0,5 mm GH 1,3 mm</p>	<p>COL 10.Mi5.000.05 COL 10.Mi5.000</p>	
<p>SCAN BODY 3D-GUIDE® for intra + extra oral scanning</p>		<p>COL 9.S3D5.000</p>	
<p>NT-MILL LAB ANALOG for NT-Preform®</p>		<p>COL 5.La5.000</p>	 groove
<p>COLOURED MILLING SCREW for NT-Preform®</p>		<p>COL 6.Sc5.000</p>	
<p>ABUTMENT SCREW</p> 	<p>Overview of all screwdrivers on pages 344 and 345</p>	<p>COL 605000</p>	
<p>DIM ANALOG®</p>		<p>COL 5.DIM.500</p>	
<p>SLEEVE (belongs to DIM ANALOG) plaster model</p>		<p>DIM 5.XSL.A30</p>	
<p>ABUTMENT GRIP for NT-Holder fixture</p>		<p>W 12.300.000</p>	
<p>CUSTOMIZED ABUTMENT milled by NT-iDent</p>	<p>Not available in the USA</p>	<p>TZ15.TiO.Si1</p>	

COL SERIES

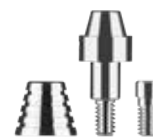
COL-SERIES

2-CONNECT®-ABUTMENT SET (STRAIGHT)

incl. 2-CONnect®-Coping and Coping-screw

GH 0,5 mm COL-2CON 8050001S

GH 2,5 mm COL-2CON 8050002S



2-CONNECT®-ABUTMENT

Male Part

GH 0,5 mm COL-2CON 8050001M

GH 2,5 mm COL-2CON 8050002M



2-CONNECT®-SCAN BODY 3D-GUIDE®

for intra + extra oral scanning

KS 61 = 1,8 mm

2CON 9.S3D1.800



2-CONNECT®-COPING

Female Part

2CON F-U



COPING-SCREW

Recommended tightening torques: 25 Ncm

KS 61



2-CONNECT®-DIM ANALOG®

KS 61 = 1,8 mm

2CON 5.DIM.180



SLEEVE (belongs to DIM ANALOG)

plaster model

DIM 5.XSL.A30



2-CONNECT®-IMPLANT PICK-UP

integrated screw

KS 61 = 1,8 mm

2CON TR-00021.8



2-CONNECT®-LAB ANALOG

KS 61 = 1,8 mm

2CON 5.La1.800






2-CONNECT®-ABUTMENT SET (ANGLED)

incl. 2-CONnect®-Coping, mounting aid,
Coping-screw and Male Part Screw, angled 20°,
Gingiva Height 2,5 mm

A: over surface	COL-2CON 80500C3S
B: over edge	COL-2CON 80500A3S



2-CONNECT®-ABUTMENT

angled 20°, Gingiva Height 2,5 mm
Male Part incl. screw,
mounting aid

A: over surface	COL-2CON 80500C3M
B: over edge	COL-2CON 80500A3M



2-CONNECT®-SCAN BODY 3D-GUIDE®

for intra + extra oral scanning
KS 62 = 1,6 mm

2CON 9.S3D1.600



2-CONNECT®-COPING

Female Part

2CON F-U



COPING-SCREW

Recommended tightening torques: 15 Ncm

KS 62



MALE PART SCREW

for angled 20° 2-CONnect® Abutment
Recommended tightening torques: 20 Ncm

COL 6.Ms5.000



2-CONNECT®-DIM ANALOG®

KS 62 = 1,6 mm

2CON 5.DIM.160



SLEEVE (belongs to DIM ANALOG)

plaster model

DIM 5.XSL.A30



2-CONNECT®-IMPLANT PICK-UP

integrated screw
KS 62 = 1,6 mm

2CON TR-00031.6



2-CONNECT®-LAB ANALOG

KS 62 = 1,6 mm

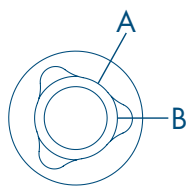
2CON 5.La1.600



E-SERIES

compatible to:


*Nobel Biocare™
Replace Select®*




A: over surface

B: over edge

PLATFORMS:




3,5 mm NP



4,3 mm RP



5,0 mm WP



6,0 mm

E-SERIES

TITANIUM BASE

incl. screw

E 800



SCAN BODY 3D-GUIDE®

for intra + extra oral scanning

E 9.S3D3.500



LAB ANALOG

E 50




IMPLANT PICK-UP

for open-tray with integrated screw

E TR-NP013.5



ABUTMENT SCREW



Overview of all screwdrivers on pages 344 and 345

E 60



DIM ANALOG®

E 5.DIM.350




SLEEVE (belongs to DIM ANALOG®)

plaster model

DIM 5.XSL.A10





<p>NT-PREFORM® incl. coloured milling screw</p>	<table border="1"> <tr> <td data-bbox="798 403 933 448">GH 0,5 mm</td> <td data-bbox="933 403 1220 448">E 10.Mi3.500.05</td> </tr> <tr> <td data-bbox="798 448 933 504">GH 1,3 mm</td> <td data-bbox="933 448 1220 504">E 10.Mi3.500</td> </tr> </table>	GH 0,5 mm	E 10.Mi3.500.05	GH 1,3 mm	E 10.Mi3.500	
GH 0,5 mm	E 10.Mi3.500.05					
GH 1,3 mm	E 10.Mi3.500					
<p>SCAN BODY 3D-GUIDE® for intra + extra oral scanning</p>	<p>E 9.S3D3.500</p>					
<p>NT-MILL LAB ANALOG for NT-Preform®</p>	<p>E 5.La3.500</p>	groove				
<p>COLOURED MILLING SCREW for NT-Preform®</p>	<p>E 6.Sc3.500</p>					
<p>ABUTMENT SCREW</p> 	<p>E 60</p>					
<p>Overview of all screwdrivers on pages 344 and 345</p>						
<p>DIM ANALOG®</p>	<p>E 5.DIM.350</p>					
<p>SLEEVE (belongs to DIM ANALOG®) plaster model</p>	<p>DIM 5.XSL.A10</p>					
<p>ABUTMENT GRIP for NT-Holder fixture</p>	<p>W 12.100.000</p>					
<p>CUSTOMIZED ABUTMENT milled by NT-iDent</p>	<p>Not available in the USA TZ15.TiO.Si1</p>					

E
SERIES

E-SERIES

2-CONNECT®-ABUTMENT SET (STRAIGHT)

incl. 2-CONnect®-Coping and Coping-screw

GH 0,5 mm

E 800 S

GH 2,5 mm

E-2CON 8035002S



2-CONNECT®-ABUTMENT

Male Part

GH 0,5 mm

E 800 M

GH 2,5 mm

E-2CON 8035002M



2-CONNECT®-SCAN BODY 3D-GUIDE®

for intra + extra oral scanning

KS 61 = 1,8 mm

2CON 9.S3D1.800



2-CONNECT®-COPING

Female Part

2CON F-U



COPING-SCREW

Recommended tightening torques: 30 Ncm

KS 61



2-CONNECT®-DIM ANALOG®

KS 61 = 1,8 mm

2CON 5.DIM.180



SLEEVE (belongs to DIM ANALOG®)

plaster model

DIM 5.XSL.A30



2-CONNECT®-IMPLANT PICK-UP

integrated screw

KS 61 = 1,8 mm

2CON TR-00021.8



2-CONNECT®-LAB ANALOG

KS 61 = 1,8 mm

2CON 5.La1.800





2-CONNECT®-ABUTMENT SET (ANGLED)	incl. 2-CONnect®-Coping, mounting aid, Coping-screw and Male Part Screw, angled 20°, Gingiva Height 2,5 mm	A: over surface	E-2CON 80350C3S	
		B: over edge	E-2CON 80350A3S	
2-CONNECT®-ABUTMENT	angled 20°, Gingiva Height 2,5 mm Male Part incl. screw, mounting aid	A: over surface	E-2CON 80350C3M	
		B: over edge	E-2CON 80350A3M	
2-CONNECT®-SCAN BODY 3D-GUIDE®	for intra + extra oral scanning KS 62 = 1,6 mm		2CON 9.S3D1.600	
2-CONNECT®-COPING	Female Part		2CON F-U	
COPING-SCREW	Recommended tightening torques: 15 Ncm		KS 62	
MALE PART SCREW	for angled 20° 2-CONnect® Abutment Recommended tightening torques: 20 Ncm		E 6.Ms3.500	
2-CONNECT®-DIM ANALOG®	KS 62 = 1,6 mm		2CON 5.DIM.160	
SLEEVE (belongs to DIM ANALOG®) plaster model			DIM 5.XSL.A30	
2-CONNECT®-IMPLANT PICK-UP	integrated screw KS 62 = 1,6 mm		2CON TR-00031.6	
2-CONNECT®-LAB ANALOG	KS 62 = 1,6 mm		2CON 5.La1.600	

E-SERIES

TITANIUM BASE

incl. screw

E 810



SCAN BODY 3D-GUIDE®

for intra + extra oral scanning

E 9.S3D4.300



LAB ANALOG

E 51




IMPLANT PICK-UP

for open-tray with integrated screw

E TR-RP024.3



ABUTMENT SCREW



Overview of all screwdrivers on pages 344 and 345

E 61



DIM ANALOG®

E 5.DIM.430













SLEEVE (belongs to DIM ANALOG®)
plaster model

DIM 5.XSL.A20





<p>NT-PREFORM® incl. coloured milling screw</p>	<p>GH 0,5 mm GH 1,3 mm</p>	<p>E 10.Mi4.300.05 E 10.Mi4.300</p>	
<p>SCAN BODY 3D-GUIDE® for intra + extra oral scanning</p>		<p>E 9.S3D4.300</p>	
<p>NT-MILL LAB ANALOG for NT-Preform®</p>		<p>E 5.La4.300</p>	
<p>COLOURED MILLING SCREW for NT-Preform®</p>		<p>E 6.Sc4.350</p>	
<p>ABUTMENT SCREW</p> 	<p>Overview of all screwdrivers on pages 344 and 345</p>	<p>E 61</p>	
<p>DIM ANALOG®</p>		<p>E 5.DIM.430</p>	
<p>SLEEVE (belongs to DIM ANALOG®) plaster model</p>		<p>DIM 5.XSL.A20</p>	
<p>ABUTMENT GRIP for NT-Holder fixture</p>		<p>W 12.200.000</p>	
<p>CUSTOMIZED ABUTMENT milled by NT-iDent</p>	<p>Not available in the USA</p>	<p>TZ15.TiO.Si1</p>	

E
SERIES

E-SERIES

2-CONNECT®-ABUTMENT SET (STRAIGHT)

incl. 2-CONnect®-Coping and Coping-screw

GH 0,5 mm

E 810 S

GH 2,5 mm

E-2CON 8043002S



2-CONNECT®-ABUTMENT

Male Part

GH 0,5 mm

E 810 M

GH 2,5 mm

E-2CON 8043002M



2-CONNECT®-SCAN BODY 3D-GUIDE®

for intra + extra oral scanning

KS 61 = 1,8 mm

2CON 9.S3D1.800



2-CONNECT®-COPING

Female Part

2CON F-U



COPING-SCREW

Recommended tightening torques: 30 Ncm

KS 61



2-CONNECT®-DIM ANALOG®

KS 61 = 1,8 mm

2CON 5.DIM.180



SLEEVE (belongs to DIM ANALOG®)

plaster model

DIM 5.XSL.A30



2-CONNECT®-IMPLANT PICK-UP

integrated screw

KS 61 = 1,8 mm

2CON TR-00021.8



2-CONNECT®-LAB ANALOG

KS 61 = 1,8 mm





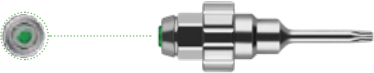



2CON 5.La1.800






2-CONNECT®-ABUTMENT SET (ANGLED)	incl. 2-CONnect®-Coping, mounting aid, Coping-screw and Male Part Screw, angled 20°, Gingiva Height 2,5 mm	A: over surface	E-2CON 80430C3S	
		B: over edge	E-2CON 80430A3S	
2-CONNECT®-ABUTMENT	angled 20°, Gingiva Height 2,5 mm Male Part incl. screw, mounting aid	A: over surface	E-2CON 80430C3M	
		B: over edge	E-2CON 80430A3M	
2-CONNECT®-SCAN BODY 3D-GUIDE®	for intra + extra oral scanning KS 62 = 1,6 mm		2CON 9.S3D1.600	
2-CONNECT®-COPING	Female Part		2CON F-U	
COPING-SCREW	Recommended tightening torques: 15 Ncm		KS 62	
MALE PART SCREW	for angled 20° 2-CONnect® Abutment Recommended tightening torques: 20 Ncm		E 6.Ms4.350	
2-CONNECT®-DIM ANALOG®	KS 62 = 1,6 mm		2CON 5.DIM.160	
SLEEVE (belongs to DIM ANALOG®) plaster model			DIM 5.XSL.A30	
2-CONNECT®-IMPLANT PICK-UP	integrated screw KS 62 = 1,6 mm		2CON TR-00031.6	
2-CONNECT®-LAB ANALOG	KS 62 = 1,6 mm		2CON 5.La1.600	

E-SERIES

<p>TITANIUM BASE incl. screw</p>	<p>E 820</p>	
<p>SCAN BODY 3D-GUIDE® for intra + extra oral scanning</p>	<p>E 9.S3D5.000</p>	
<p>LAB ANALOG</p>	<p>E 52</p>	
<p>IMPLANT PICK-UP for open-tray with integrated screw</p>	<p>E TR-WP035.0</p>	
<p>ABUTMENT SCREW</p>  <p>Overview of all screwdrivers on pages 344 and 345</p>	<p>E 61</p>	
<p>DIM ANALOG®</p>	<p>E 5.DIM.500</p>	
<p>SLEEVE (belongs to DIM ANALOG®) plaster model</p>	<p>DIM 5.XSL.A30</p>	



<p>NT-PREFORM® incl. coloured milling screw</p>	<table border="1"> <tr> <td data-bbox="798 403 933 448">GH 0,5 mm</td> <td data-bbox="933 403 1220 448">E 10.Mi5.000.05</td> </tr> <tr> <td data-bbox="798 448 933 504">GH 1,3 mm</td> <td data-bbox="933 448 1220 504">E 10.Mi5.000</td> </tr> </table>	GH 0,5 mm	E 10.Mi5.000.05	GH 1,3 mm	E 10.Mi5.000	
GH 0,5 mm	E 10.Mi5.000.05					
GH 1,3 mm	E 10.Mi5.000					
<p>SCAN BODY 3D-GUIDE® for intra + extra oral scanning</p>	<p>E 9.S3D5.000</p>					
<p>NT-MILL LAB ANALOG for NT-Preform®</p>	<p>E 5.La5.000</p>					
<p>COLOURED MILLING SCREW for NT-Preform®</p>	<p>E 6.Sc4.350</p>					
<p>ABUTMENT SCREW</p>  <p>Overview of all screwdrivers on pages 344 and 345</p>	<p>E 61</p>					
<p>DIM ANALOG®</p>	<p>E 5.DIM.500</p>					
<p>SLEEVE (belongs to DIM ANALOG®) plaster model</p>	<p>DIM 5.XSL.A30</p>					
<p>ABUTMENT GRIP for NT-Holder fixture</p>	<p>W 12.300.000</p>					
<p>CUSTOMIZED ABUTMENT milled by NT-iDent</p>	<p>Not available in the USA TZ15.TiO.Si1</p>					

E
SERIES

E-SERIES

2-CONNECT®-ABUTMENT SET (STRAIGHT)

incl. 2-CONnect®-Coping and Coping-screw

GH 0,5 mm

E 820 S

GH 2,5 mm

E-2CON 8050002S



2-CONNECT®-ABUTMENT

Male Part

GH 0,5 mm

E 820 M

GH 2,5 mm

E-2CON 8050002S



2-CONNECT®-SCAN BODY 3D-GUIDE®

for intra + extra oral scanning

KS 61 = 1,8 mm

2CON 9.S3D1.800



2-CONNECT®-COPING

Female Part

2CON F-U



COPING-SCREW

Recommended tightening torques: 30 Ncm

KS 61



2-CONNECT®-DIM ANALOG®

KS 61 = 1,8 mm

2CON 5.DIM.180



SLEEVE (belongs to DIM ANALOG®)

plaster model

DIM 5.XSL.A30



2-CONNECT®-IMPLANT PICK-UP

integrated screw

KS 61 = 1,8 mm

2CON TR-00021.8



2-CONNECT®-LAB ANALOG

KS 61 = 1,8 mm

2CON 5.La1.800





2-CONNECT®-ABUTMENT SET (ANGLED)	incl. 2-CONnect®-Coping, mounting aid, Coping-screw and Male Part Screw, angled 20°, Gingiva Height 2,5 mm	A: over surface	E-2CON 80500C3S	
		B: over edge	E-2CON 80500A3S	
2-CONNECT®-ABUTMENT	angled 20°, Gingiva Height 2,5 mm Male Part incl. screw, mounting aid	A: over surface	E-2CON 80500C3M	
		B: over edge	E-2CON 80500A3M	
2-CONNECT®-SCAN BODY 3D-GUIDE®	for intra + extra oral scanning KS 62 = 1,6 mm		2CON 9.S3D1.600	
2-CONNECT®-COPING	Female Part		2CON F-U	
COPING-SCREW	Recommended tightening torques: 15 Ncm		KS 62	
MALE PART SCREW	for angled 20° 2-CONnect® Abutment Recommended tightening torques: 20 Ncm		E 6.Ms4.350	
2-CONNECT®-DIM ANALOG®	KS 62 = 1,6 mm		2CON 5.DIM.160	
SLEEVE (belongs to DIM ANALOG®) plaster model			DIM 5.XSL.A30	
2-CONNECT®-IMPLANT PICK-UP	integrated screw KS 62 = 1,6 mm		2CON TR-00031.6	
2-CONNECT®-LAB ANALOG	KS 62 = 1,6 mm		2CON 5.La1.600	

E-SERIES

TITANIUM BASE

incl. screw

E 830



SCAN BODY 3D-GUIDE®

for intra + extra oral scanning

E 9.S3D6.000



LAB ANALOG

E 53



ABUTMENT SCREW



Overview of all screwdrivers on pages 344 and 345

E 61



DIM ANALOG®

E 5.DIM.600



SLEEVE (belongs to DIM ANALOG®)
plaster model

DIM 5.XSL.A60



Nobel Biocare™ / Replace Select®

6,0 mm



E
SERIES

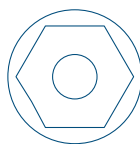
Notice: Products indicated with © and ™ are registered brand names of the respective manufactures.

F-SERIES


compatible to:

Nobel Biocare™


Nobel Active™



PLATFORMS:



3,5 mm NP



4,3 / 5,0 mm RP

F-SERIES

TITANIUM BASE

incl. screw

F 800



SCAN BODY 3D-GUIDE®

for intra + extra oral scanning

F 9.S3D3.500



LAB ANALOG

F 50




IMPLANT PICK-UP

for open-tray with integrated screw

F TR-NP013.5



ABUTMENT SCREW



Overview of all screwdrivers on pages 344 and 345

F 60



DIM ANALOG®

F 5.DIM.350




SLEEVE (belongs to DIM ANALOG)

plaster model

DIM 5.XSL.A10





<p>NT-PREFORM® incl. coloured milling screw</p>	<p>GH 0,5 mm F 10.Mi3.500.05 GH 1,3 mm F 10.Mi3.500</p>	
<p>SCAN BODY 3D-GUIDE® for intra + extra oral scanning</p>	<p>F 9.S3D3.500</p>	
<p>NT-MILL LAB ANALOG for NT-Preform®</p>	<p>F 5.La3.500</p>	
<p>COLOURED MILLING SCREW for NT-Preform®</p>	<p>F 6.Sc3.500</p>	
<p>ABUTMENT SCREW</p>  <p>Overview of all screwdrivers on pages 344 and 345</p>	<p>F 60</p>	
<p>DIM ANALOG®</p>	<p>F 5.DIM.350</p>	
<p>SLEEVE (belongs to DIM ANALOG®) plaster model</p>	<p>DIM 5.XSL.A10</p>	
<p>ABUTMENT GRIP for NT-Holder fixture</p>	<p>W 12.100.000</p>	
<p>CUSTOMIZED ABUTMENT milled by NT-iDent</p> <p>Not available in the USA</p>	<p>TZ15.TiO.Si1</p>	

F
SERIES

F-SERIES

2-CONNECT®-ABUTMENT SET (STRAIGHT)

incl. 2-CONnect®-Coping and Coping-screw

GH 0,5 mm

F 800 S

GH 2,5 mm

F-2CON 8035002S



2-CONNECT®-ABUTMENT

Male Part

GH 0,5 mm

F 800 M

GH 2,5 mm

F-2CON 8035002M



2-CONNECT®-SCAN BODY 3D-GUIDE®

for intra + extra oral scanning

KS 61 = 1,8 mm

2CON 9.S3D1.800



2-CONNECT®-COPING

Female Part

2CON F-U



COPING-SCREW

Recommended tightening torques: 20 Ncm

KS 61



2-CONNECT®-DIM ANALOG®

KS 61 = 1,8 mm

2CON 5.DIM.180



SLEEVE (belongs to DIM ANALOG®)

plaster model

DIM 5.XSL.A30



2-CONNECT®-IMPLANT PICK-UP

integrated screw

KS 61 = 1,8 mm

2CON TR-00021.8



2-CONNECT®-LAB ANALOG

KS 61 = 1,8 mm

2CON 5.La1.800





<p>2-CONNECT®-ABUTMENT SET (ANGLED) incl. 2-CONnect®-Coping, mounting aid, Coping-screw and Male Part Screw, angled 20°, Gingiva Height 2,5 mm</p>	<p>F-2CON 80350A3S</p>	
<p>2-CONNECT®-ABUTMENT angled 20°, Gingiva Height 2,5 mm Male Part incl. screw, mounting aid</p>	<p>F-2CON 80350A3M</p>	
<p>2-CONNECT®-SCAN BODY 3D-GUIDE® for intra + extra oral scanning KS 62 = 1,6 mm</p>	<p>2CON 9.S3D1.600</p>	
<p>2-CONNECT®-COPING Female Part</p>	<p>2CON F-U</p>	
<p>COPING-SCREW Recommended tightening torques: 15 Ncm</p>	<p>KS 62</p>	
<p>MALE PART SCREW for angled 20° 2-CONnect® Abutment Recommended tightening torques: 20 Ncm</p>	<p>F 6.Ms3.500</p>	
<p>2-CONNECT®-DIM ANALOG® KS 62 = 1,6 mm</p>	<p>2CON 5.DIM.160</p>	
<p>SLEEVE (belongs to DIM ANALOG®) plaster model</p>	<p>DIM 5.XSL.A30</p>	
<p>2-CONNECT®-IMPLANT PICK-UP integrated screw KS 62 = 1,6 mm</p>	<p>2CON TR-00031.6</p>	
<p>2-CONNECT®-LAB ANALOG KS 62 = 1,6 mm</p>	<p>2CON 5.La1.600</p>	

F-SERIES

TITANIUM BASE

incl. screw

F 810



SCAN BODY 3D-GUIDE®

for intra + extra oral scanning

F 9.S3D4.350



LAB ANALOG

F 51




IMPLANT PICK-UP

for open-tray with integrated screw

F TR-RP024.3



ABUTMENT SCREW



Overview of all screwdrivers on pages 344 and 345

F 61



DIM ANALOG®

F 5.DIM.435




SLEEVE (belongs to DIM ANALOG)

plaster model

DIM 5.XSL.A20





<p>NT-PREFORM® incl. coloured milling screw</p>	<p>GH 0,5 mm GH 1,3 mm</p>	<p>F 10.Mi4.350.05 F 10.Mi4.350</p>	
<p>SCAN BODY 3D-GUIDE® for intra + extra oral scanning</p>		<p>F 9.S3D4.350</p>	
<p>NT-MILL LAB ANALOG for NT-Preform®</p>		<p>F 5.La4.350</p>	
<p>COLOURED MILLING SCREW for NT-Preform®</p>		<p>F 6.Sc4.350</p>	
<p>ABUTMENT SCREW</p>  <p>Overview of all screwdrivers on pages 344 and 345</p>		<p>F 61</p>	
<p>DIM ANALOG®</p>		<p>F 5.DIM.435</p>	
<p>SLEEVE (belongs to DIM ANALOG®) plaster model</p>		<p>DIM 5.XSL.A20</p>	
<p>ABUTMENT GRIP for NT-Holder fixture</p>		<p>W 12.200.000</p>	
<p>CUSTOMIZED ABUTMENT milled by NT-iDent</p>	<p>Not available in the USA</p>	<p>TZ15.TiO.Si1</p>	

F
SERIES

F-SERIES

2-CONNECT®-ABUTMENT SET (STRAIGHT)

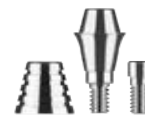
incl. 2-CONnect®-Coping and Coping-screw

GH 0,5 mm

F 810 S

GH 2,5 mm

F-2CON 8043002S



2-CONNECT®-ABUTMENT

Male Part

GH 0,5 mm

F 810 M

GH 2,5 mm

F-2CON 8043002M



2-CONNECT®-SCAN BODY 3D-GUIDE®

for intra + extra oral scanning

KS 61 = 1,8 mm

2CON 9.S3D1.800



2-CONNECT®-COPING

Female Part

2CON F-U



COPING-SCREW

Recommended tightening torques: 30 Ncm

KS 61



2-CONNECT®-DIM ANALOG®

KS 61 = 1,8 mm

2CON 5.La1.800



SLEEVE (belongs to DIM ANALOG®)

plaster model

DIM 5.XSL.A30



2-CONNECT®-IMPLANT PICK-UP

integrated screw

KS 61 = 1,8 mm

2CON TR-00021.8



2-CONNECT®-LAB ANALOG

KS 61 = 1,8 mm

2CON 5.La1.800





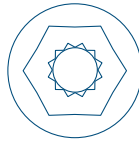
<p>2-CONNECT®-ABUTMENT SET (ANGLED) incl. 2-CONnect®-Coping, mounting aid, Coping-screw and Male Part Screw, angled 20°, Gingiva Height 2,5 mm</p>	<p>F-2CON 80430A3S</p>	
<p>2-CONNECT®-ABUTMENT angled 20°, Gingiva Height 2,5 mm Male Part incl. screw, mounting aid</p>	<p>F-2CON 80430A3M</p>	
<p>2-CONNECT®-SCAN BODY 3D-GUIDE® for intra + extra oral scanning KS 62 = 1,6 mm</p>	<p>2CON 9.S3D1.600</p>	
<p>2-CONNECT®-COPING Female Part</p>	<p>2CON F-U</p>	
<p>COPING-SCREW Recommended tightening torques: 15 Ncm</p>	<p>KS 62</p>	
<p>MALE PART SCREW for angled 20° 2-CONnect® Abutment Recommended tightening torques: 20 Ncm</p>	<p>F 6.Ms4.350</p>	
<p>2-CONNECT®-DIM ANALOG® KS 62 = 1,6 mm</p>	<p>2CON 5.DIM.160</p>	
<p>SLEEVE (belongs to DIM ANALOG®) plaster model</p>	<p>DIM 5.XSL.A30</p>	
<p>2-CONNECT®-IMPLANT PICK-UP integrated screw KS 62 = 1,6 mm</p>	<p>2CON TR-00031.6</p>	
<p>2-CONNECT®-LAB ANALOG KS 62 = 1,6 mm</p>	<p>2CON 5.La1.600</p>	

H-SERIES


compatible to:

Biomet 3i[®]

Certain[®]



PLATFORMS:



3,4 mm NP



4,1 mm RP



5,0 mm WP

H-SERIES

TITANIUM BASE

incl. screw

H 800



SCAN BODY 3D-GUIDE®

for intra + extra oral scanning

H 9.S3D3.400



LAB ANALOG

H 50




IMPLANT PICK-UP

for open-tray with integrated screw

H TR-NP013.4



ABUTMENT SCREW



Overview of all screwdrivers on pages 344 and 345

H 60



DIM ANALOG®

H 5.DIM.340



SLEEVE (belongs to DIM ANALOG)

plaster model

DIM 5.XSL.A10





<p>NT-PREFORM® incl. coloured milling screw</p>	<p>GH 0,5 mm GH 1,3 mm</p>	<p>H10.Mi3.400.05 H10.Mi3.400</p>	
<p>SCAN BODY 3D-GUIDE® for intra + extra oral scanning</p>		<p>H 9.S3D3.400</p>	
<p>NT-MILL LAB ANALOG for NT-Preform®</p>		<p>H 5.La3.400</p>	
<p>COLOURED MILLING SCREW for NT-Preform®</p>		<p>H 6.Sc3.450</p>	
<p>ABUTMENT SCREW</p>	<p>Overview of all screwdrivers on pages 344 and 345</p>	<p>H 60</p>	
<p>DIM ANALOG®</p>		<p>H 5.DIM.340</p>	
<p>SLEEVE (belongs to DIM ANALOG®) plaster model</p>		<p>DIM 5.XSL.A10</p>	
<p>ABUTMENT GRIP for NT-Holder fixture</p>		<p>W 12.100.000</p>	
<p>CUSTOMIZED ABUTMENT milled by NT-iDent</p>	<p>Not available in the USA</p>	<p>TZ15.TiO.Si1</p>	

H-SERIES

2-CONNECT®-ABUTMENT SET (STRAIGHT)

incl. 2-CONnect®-Coping and Coping-screw

GH 0,5 mm

H 800 S

GH 2,5 mm

H-2CON 8034002S



2-CONNECT®-ABUTMENT

Male Part

GH 0,5 mm

H 800 M

GH 2,5 mm

H-2CON 8034002M



2-CONNECT®-SCAN BODY 3D-GUIDE®

for intra + extra oral scanning

KS 60 = 1,4 mm

2CON 9.S3D1.400



2-CONNECT®-COPING

Female Part

2CON F-U



COPING-SCREW

Recommended tightening torques: 15 Ncm

KS 60



2-CONNECT®-DIM ANALOG®

KS 60 = 1,4 mm

2CON 5.DIM.140



SLEEVE (belongs to DIM ANALOG®)

plaster model

DIM 5.XSL.A30



2-CONNECT®-IMPLANT PICK-UP

integrated screw

KS 60 = 1,4 mm

CON TR-00011.4



2-CONNECT®-LAB ANALOG

KS 60 = 1,4 mm

2CON 5.La1.400





<p>2-CONNECT®-ABUTMENT SET (ANGLED) incl. 2-CONnect®-Coping, mounting aid, Coping-screw and Male Part Screw, angled 20°, Gingiva Height 2,5 mm</p>	<p>H-2CON 80340A3S</p>	
<p>2-CONNECT®-ABUTMENT angled 20°, Gingiva Height 2,5 mm Male Part incl. screw, mounting aid</p>	<p>H-2CON 80340A3M</p>	
<p>2-CONNECT®-SCAN BODY 3D-GUIDE® for intra + extra oral scanning KS 62 = 1,6 mm</p>	<p>2CON 9.S3D1.600</p>	
<p>2-CONNECT®-COPING Female Part</p>	<p>2CON F-U</p>	
<p>COPING-SCREW Recommended tightening torques: 15 Ncm</p>	<p>KS 62</p>	
<p>MALE PART SCREW for angled 20° 2-CONnect® Abutment Recommended tightening torques: 20 Ncm</p>	<p>H 6.Ms3.450</p>	
<p>2-CONNECT®-DIM ANALOG® KS 62 = 1,6 mm</p>	<p>2CON 5.DIM.160</p>	
<p>SLEEVE (belongs to DIM ANALOG®) plaster model</p>	<p>DIM 5.XSL.A30</p>	
<p>2-CONNECT®-IMPLANT PICK-UP integrated screw KS 62 = 1,6 mm</p>	<p>2CON TR-00031.6</p>	
<p>2-CONNECT®-LAB ANALOG KS 62 = 1,6 mm</p>	<p>2CON 5.La1.600</p>	

H-SERIES

TITANIUM BASE

incl. screw

H 810



SCAN BODY 3D-GUIDE®

for intra + extra oral scanning

H 9.S3D4.150



LAB ANALOG

H 51



IMPLANT PICK-UP

for open-tray with integrated screw

H TR-RP024.1



ABUTMENT SCREW



Overview of all screwdrivers on pages 344 and 345

H 60



DIM ANALOG®

H 5.DIM.410













SLEEVE (belongs to DIM ANALOG)

plaster model

DIM 5.XSL.A20





<p>NT-PREFORM® incl. coloured milling screw</p>	<p>GH 0,5 mm H 10.Mi4.100.05 GH 1,3 mm H 10.Mi4.100</p>	
<p>SCAN BODY 3D-GUIDE® for intra + extra oral scanning</p>	<p>H 9.S3D4.150</p>	
<p>NT-MILL LAB ANALOG for NT-Preform®</p>	<p>H 5.La4.100</p>	
<p>COLOURED MILLING SCREW for NT-Preform®</p>	<p>H 6.Sc3.450</p>	
<p>ABUTMENT SCREW</p>  <p>Overview of all screwdrivers on pages 344 and 345</p>	<p>H 60</p>	
<p>DIM ANALOG®</p>	<p>H 5.DIM.410</p>	
<p>SLEEVE (belongs to DIM ANALOG®) plaster model</p>	<p>DIM 5.XSL.A20</p>	
<p>ABUTMENT GRIP for NT-Holder fixture</p>	<p>W 12.200.000</p>	
<p>CUSTOMIZED ABUTMENT milled by NT-iDent</p> <p>Not available in the USA</p>	<p>TZ15.TiO.Si1</p>	

H
SERIES

H-SERIES

2-CONNECT®-ABUTMENT SET (STRAIGHT)

incl. 2-CONnect®-Coping and Coping-screw

GH 0,5 mm

H 810 S

GH 2,5 mm

H-2CON 8041002S



2-CONNECT®-ABUTMENT

Male Part

GH 0,5 mm

H 810 M

GH 2,5 mm

H-2CON 8041002M



2-CONNECT®-SCAN BODY 3D-GUIDE®

for intra + extra oral scanning

KS 60 = 1,4 mm

2CON 9.S3D1.400



2-CONNECT®-COPING

Female Part

2CON F-U



COPING-SCREW

Recommended tightening torques: 15 Ncm

KS 60



2-CONNECT®-DIM ANALOG®

KS 60 = 1,4 mm

2CON 5.DIM.140



SLEEVE (belongs to DIM ANALOG®)

plaster model

DIM 5.XSL.A30



2-CONNECT®-IMPLANT PICK-UP

integrated screw

KS 60 = 1,4 mm

2CON TR-00011.4



2-CONNECT®-LAB ANALOG

KS 60 = 1,4 mm

2CON 5.La1.400





<p>2-CONNECT®-ABUTMENT SET (ANGLED) incl. 2-CONnect®-Coping, mounting aid, Coping-screw and Male Part Screw, angled 20°, Gingiva Height 2,5 mm</p>	<p>H-2CON 80410A3S</p>	
<p>2-CONNECT®-ABUTMENT angled 20°, Gingiva Height 2,5 mm Male Part incl. screw, mounting aid</p>	<p>H-2CON 80410A3M</p>	
<p>2-CONNECT®-SCAN BODY 3D-GUIDE® for intra + extra oral scanning KS 62 = 1,6 mm</p>	<p>2CON 9.S3D1.600</p>	
<p>2-CONNECT®-COPING Female Part</p>	<p>2CON F-U</p>	
<p>COPING-SCREW Recommended tightening torques: 15 Ncm</p>	<p>KS 62</p>	
<p>MALE PART SCREW for angled 20° 2-CONnect® Abutment Recommended tightening torques: 20 Ncm</p>	<p>H 6.Ms3.450</p>	
<p>2-CONNECT®-DIM ANALOG® KS 62 = 1,6 mm</p>	<p>2CON 5.DIM.160</p>	
<p>SLEEVE (belongs to DIM ANALOG®) plaster model</p>	<p>DIM 5.XSL.A30</p>	
<p>2-CONNECT®-IMPLANT PICK-UP integrated screw KS 62 = 1,6 mm</p>	<p>2CON TR-00031.6</p>	
<p>2-CONNECT®-LAB ANALOG KS 62 = 1,6 mm</p>	<p>2CON 5.La1.600</p>	

H-SERIES

TITANIUM BASE

incl. screw

H 820



SCAN BODY 3D-GUIDE®

for intra + extra oral scanning

H 9.S3D4.150



LAB ANALOG

H 52




IMPLANT PICK-UP

for open-tray with integrated screw

H TR-WP035.0



ABUTMENT SCREW



Overview of all screwdrivers on pages 344 and 345

H 60



DIM ANALOG®

H 5.DIM.500



SLEEVE (belongs to DIM ANALOG)

plaster model

DIM 5.XSL.A30





<p>NT-PREFORM® incl. coloured milling screw</p>	<p>GH 0,5 mm H 10.Mi5.000.05 GH 1,3 mm H 10.Mi5.000</p>	
<p>SCAN BODY 3D-GUIDE® for intra + extra oral scanning</p>	<p>H 9.S3D4.150</p>	
<p>NT-MILL LAB ANALOG for NT-Preform®</p>	<p>H 5.La5.000</p>	
<p>COLOURED MILLING SCREW for NT-Preform®</p>	<p>H 6.Sc3.450</p>	
<p>ABUTMENT SCREW</p>	<p>H 60</p>	
<p>Overview of all screwdrivers on pages 344 and 345</p>		
<p>DIM ANALOG®</p>	<p>H 5.DIM.500</p>	
<p>SLEEVE (belongs to DIM ANALOG®) plaster model</p>	<p>DIM 5.XSL.A30</p>	
<p>ABUTMENT GRIP for NT-Holder fixture</p>	<p>W 12.300.000</p>	
<p>CUSTOMIZED ABUTMENT milled by NT-iDent</p>	<p>Not available in the USA TZ15.TiO.Si1</p>	

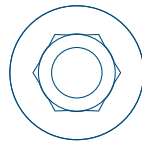
H
SERIES

HIO-SERIES

compatible to:

HIOSSEN[®]

OSSTEM TS[®]



PLATFORMS:



3,5 mm



4,0 – 6,0 mm

HIO-SERIES

TITANIUM BASE

incl. screw

HIO 80350000



SCAN BODY 3D-GUIDE®

for intra + extra oral scanning

HIO 9.S3D3.500



NT-MILL LAB ANALOG

HIO 5.La3.500



IMPLANT PICK-UP

for open-tray with integrated screw

HIO TR-00013.5



ABUTMENT SCREW



Overview of all screwdrivers on pages 344 and 345

HIO 603500



DIM ANALOG®

HIO 5.DIM.350







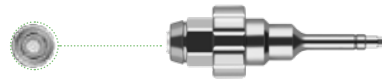





SLEEVE (belongs to DIM ANALOG)

plaster model

DIM 5.XSL.A10





<p>NT-PREFORM® incl. coloured milling screw</p>	<p>HIO 10.Mi3.500.05</p>	
<p>SCAN BODY 3D-GUIDE® for intra + extra oral scanning</p>	<p>HIO 9.S3D3.500</p>	
<p>NT-MILL LAB ANALOG for NT-Preform®</p>	<p>HIO 5.La3.500</p>	
<p>COLOURED MILLING SCREW for NT-Preform®</p>	<p>HIO 6.Sc3.500</p>	
<p>ABUTMENT SCREW</p>  <p>Overview of all screwdrivers on pages 344 and 345</p>	<p>HIO 603500</p>	
<p>DIM ANALOG®</p>	<p>HIO 5.DIM.350</p>	
<p>SLEEVE (belongs to DIM ANALOG®) plaster model</p>	<p>DIM 5.XSL.A10</p>	
<p>ABUTMENT GRIP for NT-Holder fixture</p>	<p>W 12.100.000</p>	
<p>CUSTOMIZED ABUTMENT milled by NT-iDent</p> <p style="color: red; font-size: small;">Not available in the USA</p>	<p>TZ15.TiO.Si1</p>	

HIO
SERIES

HIO-SERIES

2-CONNECT®-ABUTMENT SET (STRAIGHT)

incl. 2-CONnect®-Coping and Coping-screw

GH 0,5 mm HIO-2CON 8035001S

GH 2,5 mm HIO-2CON 8035002S



2-CONNECT®-ABUTMENT

Male Part

GH 0,5 mm HIO-2CON 8035001M

GH 2,5 mm HIO-2CON 8035002M



2-CONNECT®-SCAN BODY 3D-GUIDE®

for intra + extra oral scanning

KS 61 = 1,8 mm

2CON 9.S3D1.800



2-CONNECT®-COPING

Female Part

2CON F-U



COPING-SCREW

Recommended tightening torques: 15 Ncm

KS 61



2-CONNECT®-DIM ANALOG®

KS 61 = 1,8 mm

2CON 5.DIM.180



SLEEVE (belongs to DIM ANALOG®)

plaster model

DIM 5.XSL.A30



2-CONNECT®-IMPLANT PICK-UP

integrated screw

KS 61 = 1,8 mm

2CON TR-00021.8



2-CONNECT®-LAB ANALOG

KS 61 = 1,8 mm

2CON 5.La1.800






2-CONNECT®-ABUTMENT SET (ANGLED)

incl. 2-CONnect®-Coping, mounting aid,
Coping-screw and Male Part Screw, angled 20°,
Gingiva Height 2,5 mm

HIO-2CON 80350A3S



2-CONNECT®-ABUTMENT

angled 20°, Gingiva Height 2,5 mm
Male Part incl. screw,
mounting aid

HIO-2CON 80350A3M



2-CONNECT®-SCAN BODY 3D-GUIDE®

for intra + extra oral scanning
KS 62 = 1,6 mm

2CON 9.S3D1.600



2-CONNECT®-COPING

Female Part

2CON F-U



COPING-SCREW

Recommended tightening torques: 15 Ncm

KS 62



MALE PART SCREW

for angled 20° 2-CONnect® Abutment
Recommended tightening torques: 20 Ncm

HIO 6.Ms3.500



2-CONNECT®-DIM ANALOG®

KS 62 = 1,6 mm

2CON 5.DIM.160



SLEEVE (belongs to DIM ANALOG®)
plaster model

DIM 5.XSL.A30



2-CONNECT®-IMPLANT PICK-UP

integrated screw
KS 62 = 1,6 mm

2CON TR-00031.6



2-CONNECT®-LAB ANALOG

KS 62 = 1,6 mm

2CON 5.La1.600



HIO-SERIES

TITANIUM BASE

incl. screw

HIO 80406000



SCAN BODY 3D-GUIDE®

for intra + extra oral scanning

HIO 9.S3D4.060



NT-MILL LAB ANALOG

HIO 5.La4.060




IMPLANT PICK-UP

for open-tray with integrated screw

HIO TR-00024.0



ABUTMENT SCREW



Overview of all screwdrivers on pages 344 and 345

HIO 604060



DIM ANALOG®

HIO 5.DIM.406













SLEEVE (belongs to DIM ANALOG)

plaster model

DIM 5.XSL.A20





<p>NT-PREFORM® incl. coloured milling screw</p>	<p>HIO 10.Mi4.060.05</p>	
<p>SCAN BODY 3D-GUIDE® for intra + extra oral scanning</p>	<p>HIO 9.S3D4.060</p>	
<p>NT-MILL LAB ANALOG for NT-Preform®</p>	<p>HIO 5.La4.060</p>	
<p>COLOURED MILLING SCREW for NT-Preform®</p>	<p>HIO 6.Sc4.060</p>	
<p>ABUTMENT SCREW</p>  <p>Overview of all screwdrivers on pages 344 and 345</p>	<p>HIO 604060</p>	
<p>DIM ANALOG®</p>	<p>HIO 5.DIM.406</p>	
<p>SLEEVE (belongs to DIM ANALOG®) plaster model</p>	<p>DIM 5.XSL.A20</p>	
<p>ABUTMENT GRIP for NT-Holder fixture</p>	<p>W 12.200.000</p>	
<p>CUSTOMIZED ABUTMENT milled by NT-iDent</p> <p>Not available in the USA</p>	<p>TZ15.TiO.Si1</p>	

HIO
SERIES

HIO-SERIES

2-CONNECT®-ABUTMENT SET (STRAIGHT)

incl. 2-CONnect®-Coping and Coping-screw

GH 0,5 mm HIO-2CON 8040601S

GH 2,5 mm HIO-2CON 8040602S



2-CONNECT®-ABUTMENT

Male Part

GH 0,5 mm HIO-2CON 8040601M

GH 2,5 mm HIO-2CON 8040602M



2-CONNECT®-SCAN BODY 3D-GUIDE®

for intra + extra oral scanning

KS 61 = 1,8 mm

2CON 9.S3D1.800



2-CONNECT®-COPING

Female Part

2CON F-U



COPING-SCREW

Recommended tightening torques: 25 Ncm

KS 61



2-CONNECT®-DIM ANALOG®

KS 61 = 1,8 mm

2CON 5.DIM.180



SLEEVE (belongs to DIM ANALOG®)

plaster model

DIM 5.XSL.A30



2-CONNECT®-IMPLANT PICK-UP

integrated screw

KS 61 = 1,8 mm

2CON TR-00021.8



2-CONNECT®-LAB ANALOG

KS 61 = 1,8 mm

2CON 5.La1.800





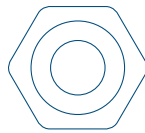
<p>2-CONNECT®-ABUTMENT SET (ANGLED) incl. 2-CONnect®-Coping, mounting aid, Coping-screw and Male Part Screw, angled 20°, Gingiva Height 2,5 mm</p>	<p>HIO-2CON 80406A3S</p>	
<p>2-CONNECT®-ABUTMENT angled 20°, Gingiva Height 2,5 mm Male Part incl. screw, mounting aid</p>	<p>HIO-2CON 80406A3M</p>	
<p>2-CONNECT®-SCAN BODY 3D-GUIDE® for intra + extra oral scanning KS 62 = 1,6 mm</p>	<p>2CON 9.S3D1.600</p>	
<p>2-CONNECT®-COPING Female Part</p>	<p>2CON F-U</p>	
<p>COPING-SCREW Recommended tightening torques: 15 Ncm</p>	<p>KS 62</p>	
<p>MALE PART SCREW for angled 20° 2-CONnect® Abutment Recommended tightening torques: 20 Ncm</p>	<p>HIO 6.Ms4.060</p>	
<p>2-CONNECT®-DIM ANALOG® KS 62 = 1,6 mm</p>	<p>2CON 5.DIM.160</p>	
<p>SLEEVE (belongs to DIM ANALOG®) plaster model</p>	<p>DIM 5.XSL.A30</p>	
<p>2-CONNECT®-IMPLANT PICK-UP integrated screw KS 62 = 1,6 mm</p>	<p>2CON TR-00031.6</p>	
<p>2-CONNECT®-LAB ANALOG KS 62 = 1,6 mm</p>	<p>2CON 5.La1.600</p>	

I-SERIES

compatible to:

Biomet 3i[®]


Osseotite[®] External Hex[®]



PLATFORMS:



3,4 mm



4,1 mm



5,0 mm



TITANIUM BASE

incl. screw

I 800



SCAN BODY 3D-GUIDE®

for intra + extra oral scanning

I 9.S3D3.400



LAB ANALOG

I 50



IMPLANT PICK-UP

for open-tray with integrated screw

I TR-00013.4



ABUTMENT SCREW



Overview of all screwdrivers on pages 344 and 345

I 61



DIM ANALOG®

I 5.DIM.340











SLEEVE (belongs to DIM ANALOG)

plaster model

DIM 5.XSL.A10












<p>TITANIUM BASE incl. screw</p>	<p>I 810</p>	
<p>SCAN BODY 3D-GUIDE® for intra + extra oral scanning</p>	<p>I 9.S3D4.150</p>	
<p>LAB ANALOG</p>	<p>I 51</p>	
<p>IMPLANT PICK-UP for open-tray with integrated screw</p>	<p>I TR-00024.1</p>	
<p>ABUTMENT SCREW</p>  <p>Overview of all screwdrivers on pages 344 and 345</p>	<p>I 61</p>	
<p>DIM ANALOG®</p>	<p>I 5.DIM.410</p>	
<p>SLEEVE (belongs to DIM ANALOG) plaster model</p>	<p>DIM 5.XSL.A20</p>	



<p>NT-PREFORM® incl. coloured milling screw</p>	<p>GH 0,5 mm GH 1,3 mm</p>	<p>I 10.Mi4.100.05 I10.Mi4.100</p>	
<p>SCAN BODY 3D-GUIDE® for intra + extra oral scanning</p>		<p>I 9.S3D4.150</p>	
<p>NT-MILL LAB ANALOG for NT-Preform®</p>		<p>I 5.La4.100</p>	
<p>COLOURED MILLING SCREW for NT-Preform®</p>		<p>I 6.Sc4.100</p>	
<p>ABUTMENT SCREW</p>	<p>Overview of all screwdrivers on pages 344 and 345</p>	<p>I 61</p>	
<p>DIM ANALOG®</p>		<p>I 5.DIM.410</p>	
<p>SLEEVE (belongs to DIM ANALOG®) plaster model</p>		<p>DIM 5.XSL.A20</p>	
<p>ABUTMENT GRIP for NT-Holder fixture</p>		<p>W 12.200.000</p>	
<p>CUSTOMIZED ABUTMENT milled by NT-iDent</p>	<p>Not available in the USA</p>	<p>TZ15.TiO.Si1</p>	

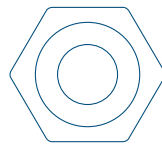


<p>TITANIUM BASE incl. screw</p>	<p>I 820</p>	
<p>SCAN BODY 3D-GUIDE® for intra + extra oral scanning</p>	<p>I 9.S3D4.150</p>	
<p>LAB ANALOG</p>	<p>I 52</p>	
<p>ABUTMENT SCREW</p>  <p>Overview of all screwdrivers on pages 344 and 345</p>	<p>I 61</p>	
<p>DIM ANALOG®</p>	<p>I 5.DIM.500</p>	
<p>SLEEVE (belongs to DIM ANALOG) plaster model</p>	<p>DIM 5.XSL.A30</p>	


K-SERIES

compatible to:

Nobel Biocare™
Brånemark®



PLATFORMS:



3,5 mm NP



4,1 mm RP



5,1 mm WP

K-SERIES

TITANIUM BASE

incl. screw

K 800



SCAN BODY 3D-GUIDE®

for intra + extra oral scanning

K 9.S3D3.500



LAB ANALOG

K 50




IMPLANT PICK-UP

for open-tray with integrated screw

K TR-00013.5



ABUTMENT SCREW



Overview of all screwdrivers on pages 344 and 345

K 60



DIM ANALOG®

K 5.DIM.350




SLEEVE (belongs to DIM ANALOG)

plaster model

DIM 5.XSL.A10





<p>NT-PREFORM® incl. coloured milling screw</p>	<p>GH 0,5 mm K 10.Mi3.500.05 GH 1,3 mm K 10.Mi3.500</p>	
<p>SCAN BODY 3D-GUIDE® for intra + extra oral scanning</p>	<p>K 9.S3D3.500</p>	
<p>NT-MILL LAB ANALOG for NT-Preform®</p>	<p>K 5.La3.500</p>	
<p>COLOURED MILLING SCREW for NT-Preform®</p>	<p>K 6.Sc3.500</p>	
<p>ABUTMENT SCREW</p>  <p>Overview of all screwdrivers on pages 344 and 345</p>	<p>K 60</p>	
<p>DIM ANALOG®</p>	<p>K 5.DIM.350</p>	
<p>SLEEVE (belongs to DIM ANALOG®) plaster model</p>	<p>DIM 5.XSL.A10</p>	
<p>ABUTMENT GRIP for NT-Holder fixture</p>	<p>W 12.100.000</p>	
<p>CUSTOMIZED ABUTMENT milled by NT-iDent</p> <p>Not available in the USA</p>	<p>TZ15.TiO.Si1</p>	

K
SERIES

K-SERIES

TITANIUM BASE

incl. screw

K 810



SCAN BODY 3D-GUIDE®

for intra + extra oral scanning

K 9.S3D4.100



LAB ANALOG

K 51




IMPLANT PICK-UP

for open-tray with integrated screw

K TR-00024.1



ABUTMENT SCREW



Overview of all screwdrivers on pages 344 and 345

K 61



DIM ANALOG®

K 5.DIM.410




SLEEVE (belongs to DIM ANALOG)

plaster model

DIM 5.XSL.A20





<p>NT-PREFORM® incl. coloured milling screw</p>	<table border="1"> <tr> <td data-bbox="798 403 933 448">GH 0,5 mm</td> <td data-bbox="933 403 1220 448">K 10.Mi4.100.05</td> </tr> <tr> <td data-bbox="798 448 933 504">GH 1,3 mm</td> <td data-bbox="933 448 1220 504">K 10.Mi4.100</td> </tr> </table>	GH 0,5 mm	K 10.Mi4.100.05	GH 1,3 mm	K 10.Mi4.100	
GH 0,5 mm	K 10.Mi4.100.05					
GH 1,3 mm	K 10.Mi4.100					
<p>SCAN BODY 3D-GUIDE® for intra + extra oral scanning</p>	<p>K 9.S3D4.100</p>					
<p>NT-MILL LAB ANALOG for NT-Preform®</p>	<p>K 5.La4.100</p>					
<p>COLOURED MILLING SCREW for NT-Preform®</p>	<p>K 6.Sc4.100</p>					
<p>ABUTMENT SCREW</p>  <p>Overview of all screwdrivers on pages 344 and 345</p>	<p>K 61</p>					
<p>DIM ANALOG®</p>	<p>K 5.DIM.410</p>					
<p>SLEEVE (belongs to DIM ANALOG®) plaster model</p>	<p>DIM 5.XSL.A20</p>					
<p>ABUTMENT GRIP for NT-Holder fixture</p>	<p>W 12.200.000</p>					
<p>CUSTOMIZED ABUTMENT milled by NT-iDent</p>	<p>Not available in the USA TZ15.TiO.Si1</p>					

K
SERIES

K-SERIES

TITANIUM BASE

incl. screw

K 820



SCAN BODY 3D-GUIDE®

for intra + extra oral scanning

K 9.S3D5.100




LAB ANALOG

K 52



ABUTMENT SCREW



Overview of all screwdrivers on pages 344 and 345

K 62



DIM ANALOG®

K 5.DIM.510



SLEEVE (belongs to DIM ANALOG)

plaster model

DIM 5.XSL.A30





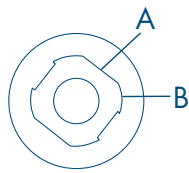
<p>NT-PREFORM® incl. coloured milling screw</p>	<p>GH 0,5 mm GH 1,3 mm</p>	<p>K 10.Mi5.100.05 K 10.Mi5.100</p>	
<p>SCAN BODY 3D-GUIDE® for intra + extra oral scanning</p>		<p>K 9.S3D5.100</p>	
<p>NT-MILL LAB ANALOG for NT-Preform®</p>		<p>K 5.La5.100</p>	
<p>COLOURED MILLING SCREW for NT-Preform®</p>		<p>K 6.Sc5.100</p>	
<p>ABUTMENT SCREW</p>	<p>Overview of all screwdrivers on pages 344 and 345</p>	<p>K 62</p>	
<p>DIM ANALOG®</p>		<p>K 5.DIM.510</p>	
<p>SLEEVE (belongs to DIM ANALOG®) plaster model</p>		<p>DIM 5.XSL.A30</p>	
<p>ABUTMENT GRIP for NT-Holder fixture</p>		<p>W 12.300.000</p>	
<p>CUSTOMIZED ABUTMENT milled by NT-iDent</p>	<p>Not available in the USA</p>	<p>TZ15.TiO.Si1</p>	

K
SERIES

L-SERIES

compatible to:


*Straumann
Bone Level®*




A: over surface

B: over edge

PLATFORMS:



3,3 mm NC



4,1 / 4,8 mm RC

L-SERIES

TITANIUM BASE

incl. screw

Not available in the USA

L 800



SCAN BODY 3D-GUIDE®

for intra + extra oral scanning

L 9.S3D3.300



LAB ANALOG

L 50




IMPLANT PICK-UP

for open-tray with integrated screw

L TR-NC013.3



ABUTMENT SCREW



Overview of all screwdrivers on pages 344 and 345

L 60



DIM ANALOG®

L 5.DIM.330



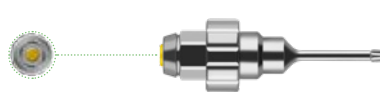
SLEEVE (belongs to DIM ANALOG)

plaster model

DIM 5.XSL.A10





<p>NT-PREFORM® incl. coloured milling screw <i>Not available in the USA</i></p>	<p>GH 0,5 mm GH 1,3 mm</p>	<p>L 10.Mi3.300.05 L 10.Mi3.300</p>	
<p>SCAN BODY 3D-GUIDE® for intra + extra oral scanning</p>		<p>L 9.S3D3.300</p>	
<p>NT-MILL LAB ANALOG for NT-Preform®</p>		<p>L 5.La3.300</p>	
<p>COLOURED MILLING SCREW for NT-Preform®</p>		<p>L 6.Sc3.341</p>	
<p>ABUTMENT SCREW</p>  <p>Overview of all screwdrivers on pages 344 and 345</p>		<p>L 60</p>	
<p>DIM ANALOG®</p>		<p>L 5.DIM.330</p>	
<p>SLEEVE (belongs to DIM ANALOG®) plaster model</p>		<p>DIM 5.XSL.A10</p>	
<p>ABUTMENT GRIP for NT-Holder fixture</p>		<p>W 12.100.000</p>	
<p>CUSTOMIZED ABUTMENT milled by NT-iDent <i>Not available in the USA</i></p>		<p>TZ15.TiO.Si1</p>	

L
SERIES

L-SERIES

2-CONNECT®-ABUTMENT SET (STRAIGHT)

incl. 2-CONnect®-Coping and Coping-screw

GH 0,5 mm

L 800 S

GH 2,5 mm

L-2CON 8033002S



2-CONNECT®-ABUTMENT

Male Part

GH 0,5 mm

L 800 M

GH 2,5 mm

L-2CON 8033002M



2-CONNECT®-SCAN BODY 3D-GUIDE®

for intra + extra oral scanning

KS 61 = 1,8 mm

2CON 9.S3D1.800



2-CONNECT®-COPING

Female Part

2CON F-U



COPING-SCREW

Recommended tightening torques: 30 Ncm

KS 61



2-CONNECT®-DIM ANALOG®

KS 61 = 1,8 mm

2CON 5.DIM.180



SLEEVE (belongs to DIM ANALOG®)

plaster model

DIM 5.XSL.A30



2-CONNECT®-IMPLANT PICK-UP

integrated screw

KS 61 = 1,8 mm

2CON TR-00021.8



2-CONNECT®-LAB ANALOG

KS 61 = 1,8 mm

2CON 5.La1.800





<p>2-CONNECT®-ABUTMENT SET (ANGLED) incl. 2-CONnect®-Coping, mounting aid, Coping-screw and Male Part Screw, angled 20°, Gingiva Height 2,5 mm</p>	<p>Not available in the USA</p> <p>A: over surface B: over edge</p>	<p>L-2CON 80330A3S L-2CON 80330C3S</p>	
<p>2-CONNECT®-ABUTMENT angled 20°, Gingiva Height 2,5 mm Male Part incl. screw, mounting aid</p>	<p>Not available in the USA</p> <p>A: over surface B: over edge</p>	<p>L-2CON 80330A3M L-2CON 80330C3M</p>	
<p>2-CONNECT®-SCAN BODY 3D-GUIDE® for intra + extra oral scanning KS 62 = 1,6 mm</p>		<p>2CON 9.S3D1.600</p>	
<p>2-CONNECT®-COPING Female Part</p>		<p>2CON F-U</p>	
<p>COPING-SCREW Recommended tightening torques: 15 Ncm</p>		<p>KS 62</p>	
<p>MALE PART SCREW for angled 20° 2-CONnect® Abutment Recommended tightening torques: 20 Ncm</p>		<p>L 6.Ms3.341</p>	
<p>2-CONNECT®-DIM ANALOG® KS 62 = 1,6 mm</p>		<p>2CON 5.DIM.160</p>	
<p>SLEEVE (belongs to DIM ANALOG®) plaster model</p>		<p>DIM 5.XSL.A30</p>	
<p>2-CONNECT®-IMPLANT PICK-UP integrated screw KS 62 = 1,6 mm</p>		<p>2CON TR-00031.6</p>	
<p>2-CONNECT®-LAB ANALOG KS 62 = 1,6 mm</p>		<p>2CON 5.La1.600</p>	

L-SERIES

TITANIUM BASE

incl. screw

Not available in the USA

L 810



SCAN BODY 3D-GUIDE®

for intra + extra oral scanning

L 9.S3D4.148



LAB ANALOG

L 51




IMPLANT PICK-UP

for open-tray with integrated screw

L TR-RC024.1



ABUTMENT SCREW



Overview of all screwdrivers on pages 344 and 345

L 60



DIM ANALOG®

L 5.DIM.414




SLEEVE (belongs to DIM ANALOG)

plaster model

DIM 5.XSL.A20





<p>NT-PREFORM® incl. coloured milling screw <i>Not available in the USA</i></p>	<p>GH 0,5 mm GH 1,3 mm</p>	<p>L 10.Mi4.148.05 L 10.Mi4.148</p>	
<p>SCAN BODY 3D-GUIDE® for intra + extra oral scanning</p>		<p>L 9.S3D4.148</p>	
<p>NT-MILL LAB ANALOG for NT-Preform®</p>		<p>L 5.La4.148</p>	
<p>COLOURED MILLING SCREW for NT-Preform®</p>		<p>L 6.Sc3.341</p>	
<p>ABUTMENT SCREW</p>  <p>Overview of all screwdrivers on pages 344 and 345</p>		<p>L 60</p>	
<p>DIM ANALOG®</p>		<p>L 5.DIM.414</p>	
<p>SLEEVE (belongs to DIM ANALOG®) plaster model</p>		<p>DIM 5.XSL.A20</p>	
<p>ABUTMENT GRIP for NT-Holder fixture</p>		<p>W 12.200.000</p>	
<p>CUSTOMIZED ABUTMENT milled by NT-iDent</p> <p><i>Not available in the USA</i></p>		<p>TZ15.TiO.Si1</p>	

L
SERIES

L-SERIES

2-CONNECT®-ABUTMENT SET (STRAIGHT)

incl. 2-CONnect®-Coping and Coping-screw

GH 0,5 mm

L 810 S

GH 2,5 mm

L-2CON 8041482S



2-CONNECT®-ABUTMENT

Male Part

GH 0,5 mm

L 810 M

GH 2,5 mm

L-2CON 8041482M



2-CONNECT®-SCAN BODY 3D-GUIDE®

for intra + extra oral scanning

KS 61 = 1,8 mm

2CON 9.S3D1.800



2-CONNECT®-COPING

Female Part

2CON F-U



COPING-SCREW

Recommended tightening torques: 30 Ncm

KS 61



2-CONNECT®-DIM ANALOG®

KS 61 = 1,8 mm

2CON 5.DIM.180



SLEEVE (belongs to DIM ANALOG®)

plaster model

DIM 5.XSL.A30



2-CONNECT®-IMPLANT PICK-UP

integrated screw

KS 61 = 1,8 mm

2CON TR-00021.8



2-CONNECT®-LAB ANALOG

KS 61 = 1,8 mm

2CON 5.La1.800





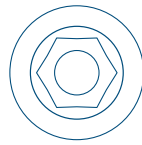
<p>2-CONNECT®-ABUTMENT SET (ANGLED) incl. 2-CONnect®-Coping, mounting aid, Coping-screw and Male Part Screw, angled 20°, Gingiva Height 2,5 mm</p>	<p>Not available in the USA</p> <p>A: over surface B: over edge</p>	<p>L-2CON 84148A3S L-2CON 84148C3S</p>	
<p>2-CONNECT®-ABUTMENT angled 20°, Gingiva Height 2,5 mm, Male Part incl. screw, mounting aid</p>	<p>Not available in the USA</p> <p>A: over surface B: over edge</p>	<p>L-2CON 84148A3M L-2CON 84148C3M</p>	
<p>2-CONNECT®-SCAN BODY 3D-GUIDE® for intra + extra oral scanning KS 62 = 1,6 mm</p>		<p>2CON 9.S3D1.600</p>	
<p>2-CONNECT®-COPING Female Part</p>		<p>2CON F-U</p>	
<p>COPING-SCREW Recommended tightening torques: 15 Ncm</p>		<p>KS 62</p>	
<p>MALE PART SCREW for angled 20° 2-CONnect® Abutment Recommended tightening torques: 20 Ncm</p>		<p>L 6.Ms3.341</p>	
<p>2-CONNECT®-DIM ANALOG® KS 62 = 1,6 mm</p>		<p>2CON 5.DIM.160</p>	
<p>SLEEVE (belongs to DIM ANALOG®) plaster model</p>		<p>DIM 5.XSL.A30</p>	
<p>2-CONNECT®-IMPLANT PICK-UP integrated screw KS 62 = 1,6 mm</p>		<p>2CON TR-00031.6</p>	
<p>2-CONNECT®-LAB ANALOG KS 62 = 1,6 mm</p>		<p>2CON 5.La1.600</p>	

L
SERIES

MEX-SERIES

compatible to:

Medentis Medical[®]
ICX[®]



PLATFORMS:



3,7 - 4,8 mm

MEX-SERIES

TITANIUM BASE

incl. screw

MEX 80374800



SCAN BODY 3D-GUIDE®

for intra + extra oral scanning

MEX 9.S3D3.748



NT-MILL LAB ANALOG

MEX 5.La3.748



IMPLANT PICK-UP

for open-tray with integrated screw

MEX TR-00013.7



ABUTMENT SCREW



Overview of all screwdrivers on pages 344 and 345

MEX 603748



DIM ANALOG®

MEX 5.DIM.374













SLEEVE (belongs to DIM ANALOG)

plaster model

DIM 5.XSL.A20





<p>NT-PREFORM® incl. coloured milling screw</p>	<p>MEX 10.Mi3.748.05</p>	
<p>SCAN BODY 3D-GUIDE® for intra + extra oral scanning</p>	<p>MEX 9.S3D3.748</p>	
<p>NT-MILL LAB ANALOG for NT-Preform®</p>	<p>MEX 5.La3.748</p>	
<p>COLOURED MILLING SCREW for NT-Preform®</p>	<p>MEX 6.Sc3.748</p>	
<p>ABUTMENT SCREW</p>  <p>Overview of all screwdrivers on pages 344 and 345</p>	<p>MEX 603748</p>	
<p>DIM ANALOG®</p>	<p>MEX 5.DIM.374</p>	
<p>SLEEVE (belongs to DIM ANALOG®) plaster model</p>	<p>DIM 5.XSL.A20</p>	
<p>ABUTMENT GRIP for NT-Holder fixture</p>	<p>W 12.200.000</p>	
<p>CUSTOMIZED ABUTMENT milled by NT-iDent</p> <p>Not available in the USA</p>	<p>TZ15.TiO.Si1</p>	

MEX
SERIES

MEX-SERIES

2-CONNECT®-ABUTMENT SET (STRAIGHT)

incl. 2-CONnect®-Coping and Coping-screw

GH 0,5 mm MEX-2CON 8037481S

GH 2,5 mm MEX-2CON 8037482S



2-CONNECT®-ABUTMENT

Male Part

GH 0,5 mm MEX-2CON 8037481M

GH 2,5 mm MEX-2CON 8037482M



2-CONNECT®-SCAN BODY 3D-GUIDE®

for intra + extra oral scanning

KS 61 = 1,8 mm

2CON 9.S3D1.800



2-CONNECT®-COPING

Female Part

2CON F-U



COPING-SCREW

Recommended tightening torques: 25 Ncm

KS 61



2-CONNECT®-DIM ANALOG®

KS 61 = 1,8 mm

2CON 5.DIM.180



SLEEVE (belongs to DIM ANALOG®)

plaster model

DIM 5.XSL.A30



2-CONNECT®-IMPLANT PICK-UP

integrated screw

KS 61 = 1,8 mm

2CON TR-00021.8



2-CONNECT®-LAB ANALOG

KS 61 = 1,8 mm

2CON 5.La1.800





<p>2-CONNECT®-ABUTMENT SET (ANGLED) incl. 2-CONnect®-Coping, mounting aid, Coping-screw and Male Part Screw, angled 20°, Gingiva Height 2,5 mm</p>	<p>MEX-2CON 80374A3S</p>	
<p>2-CONNECT®-ABUTMENT angled 20°, Gingiva Height 2,5 mm Male Part incl. screw, mounting aid</p>	<p>MEX-2CON 80374A3M</p>	
<p>2-CONNECT®-SCAN BODY 3D-GUIDE® for intra + extra oral scanning KS 62 = 1,6 mm</p>	<p>2CON 9.S3D1.600</p>	
<p>2-CONNECT®-COPING Female Part</p>	<p>2CON F-U</p>	
<p>COPING-SCREW Recommended tightening torques: 15 Ncm</p>	<p>KS 62</p>	
<p>MALE PART SCREW for angled 20° 2-CONnect® Abutment Recommended tightening torques: 20 Ncm</p>	<p>MEX 6.Ms3.748</p>	
<p>2-CONNECT®-DIM ANALOG® KS 62 = 1,6 mm</p>	<p>2CON 5.DIM.160</p>	
<p>SLEEVE (belongs to DIM ANALOG®) plaster model</p>	<p>DIM 5.XSL.A30</p>	
<p>2-CONNECT®-IMPLANT PICK-UP integrated screw KS 62 = 1,6 mm</p>	<p>2CON TR-00031.6</p>	
<p>2-CONNECT®-LAB ANALOG KS 62 = 1,6 mm</p>	<p>2CON 5.La1.600</p>	

MEX
SERIES

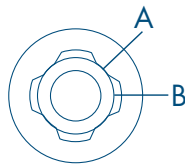
Notice: Products indicated with ® and ™ are registered brand names of the respective manufactures.

MIC-SERIES

compatible to:

MIS[®]

C1[®]



A: over surface

B: over edge

PLATFORMS:



3,3 mm NP



3,75 / 4,2 mm SP



5,0 mm WP

MIC-SERIES

TITANIUM BASE

incl. screw

MIC 80330000



SCAN BODY 3D-GUIDE®

for intra + extra oral scanning

MIC 9.S3D3.300



NT-MILL LAB ANALOG

MIC 5.La3.300




IMPLANT PICK-UP

for open-tray with integrated screw

MIC TR-00013.3



ABUTMENT SCREW



Overview of all screwdrivers on pages 344 and 345

MIC 603300



DIM ANALOG®

MIC 5.DIM.330













SLEEVE (belongs to DIM ANALOG)

plaster model

DIM 5.XSL.A10





<p>NT-PREFORM® incl. coloured milling screw</p>	<p>MIC 10.Mi3.300.05</p>	
<p>SCAN BODY 3D-GUIDE® for intra + extra oral scanning</p>	<p>MIC 9.S3D3.300</p>	
<p>NT-MILL LAB ANALOG for NT-Preform®</p>	<p>MIC 5.La3.300</p>	
<p>COLOURED MILLING SCREW for NT-Preform®</p>	<p>MIC 6.Sc3.300</p>	
<p>ABUTMENT SCREW</p>  <p>Overview of all screwdrivers on pages 344 and 345</p>	<p>MIC 603300</p>	
<p>DIM ANALOG®</p>	<p>MIC 5.DIM.330</p>	
<p>SLEEVE (belongs to DIM ANALOG®) plaster model</p>	<p>DIM 5.XSL.A10</p>	
<p>ABUTMENT GRIP for NT-Holder fixture</p>	<p>W 12.100.000</p>	
<p>CUSTOMIZED ABUTMENT milled by NT-iDent</p> <p>Not available in the USA</p>	<p>TZ15.TiO.Si1</p>	

MIC SERIES

MIC-SERIES

2-CONNECT®-ABUTMENT SET (STRAIGHT)

incl. 2-CONnect®-Coping and Coping-screw

GH 0,5 mm MIC-2CON 8033001S

GH 2,5 mm MIC-2CON 8033002S



2-CONNECT®-ABUTMENT

Male Part

GH 0,5 mm MIC-2CON 8033001M

GH 2,5 mm MIC-2CON 8033002M



2-CONNECT®-SCAN BODY 3D-GUIDE®

for intra + extra oral scanning

KS 61 = 1,8 mm

2CON 9.S3D1.800



2-CONNECT®-COPING

Female Part

2CON F-U



COPING-SCREW

Recommended tightening torques: 25 Ncm

KS 61



2-CONNECT®-DIM ANALOG®

KS 61 = 1,8 mm

2CON 5.DIM.180



SLEEVE (belongs to DIM ANALOG®)

plaster model

DIM 5.XSL.A30



2-CONNECT®-IMPLANT PICK-UP

integrated screw

KS 61 = 1,8 mm

2CON TR-00021.8



2-CONNECT®-LAB ANALOG

KS 61 = 1,8 mm

2CON 5.La1.800





<p>2-CONNECT®-ABUTMENT SET (ANGLED) incl. 2-CONnect®-Coping, mounting aid, Coping-screw and Male Part Screw, angled 20°, Gingiva Height 2,5 mm</p>	<p>A: over surface B: over edge</p>	<p>MIC-2CON 80330C3S MIC-2CON 80330A3S</p>	
<p>2-CONNECT®-ABUTMENT angled 20°, Gingiva Height 2,5 mm Male Part incl. screw, mounting aid</p>	<p>A: over surface B: over edge</p>	<p>MIC-2CON 80330C3M MIC-2CON 80330A3M</p>	
<p>2-CONNECT®-SCAN BODY 3D-GUIDE® for intra + extra oral scanning KS 62 = 1,6 mm</p>		<p>2CON 9.S3D1.600</p>	
<p>2-CONNECT®-COPING Female Part</p>		<p>2CON F-U</p>	
<p>COPING-SCREW Recommended tightening torques: 15 Ncm</p>		<p>KS 62</p>	
<p>MALE PART SCREW for angled 20° 2-CONnect® Abutment Recommended tightening torques: 20 Ncm</p>		<p>MIC 6.Ms3.300</p>	
<p>2-CONNECT®-DIM ANALOG® KS 62 = 1,6 mm</p>		<p>2CON 5.DIM.160</p>	
<p>SLEEVE (belongs to DIM ANALOG®) plaster model</p>		<p>DIM 5.XSL.A30</p>	
<p>2-CONNECT®-IMPLANT PICK-UP integrated screw KS 62 = 1,6 mm</p>		<p>2CON TR-00031.6</p>	
<p>2-CONNECT®-LAB ANALOG KS 62 = 1,6 mm</p>		<p>2CON 5.La1.600</p>	

MIC-SERIES

TITANIUM BASE

incl. screw

MIC 80374200



SCAN BODY 3D-GUIDE®

for intra + extra oral scanning

MIC 9.S3D3.742



NT-MILL LAB ANALOG

MIC 5.La3.742




IMPLANT PICK-UP

for open-tray with integrated screw

MIC TR-00023.7



ABUTMENT SCREW



Overview of all screwdrivers on pages 344 and 345

MIC 603750



DIM ANALOG®

MIC 5.DIM.374













SLEEVE (belongs to DIM ANALOG)

plaster model

DIM 5.XSL.A20





<p>NT-PREFORM® incl. coloured milling screw</p>	<p>MIC 10.Mi3.742.05</p>	
<p>SCAN BODY 3D-GUIDE® for intra + extra oral scanning</p>	<p>MIC 9.S3D3.742</p>	
<p>NT-MILL LAB ANALOG for NT-Preform®</p>	<p>MIC 5.La3.742</p>	
<p>COLOURED MILLING SCREW for NT-Preform®</p>	<p>MIC 6.Sc3.750</p>	
<p>ABUTMENT SCREW  Overview of all screwdrivers on pages 344 and 345</p>	<p>MIC 603750</p>	
<p>DIM ANALOG®</p>	<p>MIC 5.DIM.374</p>	
<p>SLEEVE (belongs to DIM ANALOG®) plaster model</p>	<p>DIM 5.XSL.A20</p>	
<p>ABUTMENT GRIP for NT-Holder fixture</p>	<p>W 12.200.000</p>	
<p>CUSTOMIZED ABUTMENT milled by NT-iDent Not available in the USA</p>	<p>TZ15.TiO.Si1</p>	

MIC SERIES

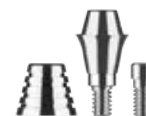
MIC-SERIES

2-CONNECT®-ABUTMENT SET (STRAIGHT)

incl. 2-CONnect®-Coping and Coping-screw

GH 0,5 mm MIC-2CON 8037421S

GH 2,5 mm MIC-2CON 8037422S



2-CONNECT®-ABUTMENT

Male Part

GH 0,5 mm MIC-2CON 8037421M

GH 2,5 mm MIC-2CON 8037422M



2-CONNECT®-SCAN BODY 3D-GUIDE®

for intra + extra oral scanning

KS 61 = 1,8 mm

2CON 9.S3D1.800



2-CONNECT®-COPING

Female Part

2CON F-U



COPING-SCREW

Recommended tightening torques: 25 Ncm

KS 61



2-CONNECT®-DIM ANALOG®

KS 61 = 1,8 mm

2CON 5.DIM.180



SLEEVE (belongs to DIM ANALOG®)

plaster model

DIM 5.XSL.A30



2-CONNECT®-IMPLANT PICK-UP

integrated screw

KS 61 = 1,8 mm

2CON TR-00021.8



2-CONNECT®-LAB ANALOG

KS 61 = 1,8 mm


2CON 5.La1.800



**2-CONNECT®-ABUTMENT SET (ANGLED)**


incl. 2-CONnect®-Coping, mounting aid,
Coping-screw and Male Part Screw, angled 20°,
Gingiva Height 2,5 mm

MIC-2CON 80374A3S

**2-CONNECT®-ABUTMENT**

angled 20°, Gingiva Height 2,5 mm
Male Part incl. screw,
mounting aid

MIC-2CON 80374A3M

**2-CONNECT®-SCAN BODY 3D-GUIDE®**

for intra + extra oral scanning
KS 62 = 1,6 mm

2CON 9.S3D1.600

**2-CONNECT®-COPING**

Female Part

2CON F-U

**COPING-SCREW**

Recommended tightening torques: 15 Ncm

KS 62

**MALE PART SCREW**

for angled 20° 2-CONnect® Abutment
Recommended tightening torques: 20 Ncm

MIC 6.Ms3.750

**2-CONNECT®-DIM ANALOG®**

KS 62 = 1,6 mm

2CON 5.DIM.160



SLEEVE (belongs to DIM ANALOG®)
plaster model

DIM 5.XSL.A30

**2-CONNECT®-IMPLANT PICK-UP**

integrated screw
KS 62 = 1,6 mm

2CON TR-00031.6

**2-CONNECT®-LAB ANALOG**

KS 62 = 1,6 mm

2CON 5.La1.600



MIC-SERIES

TITANIUM BASE

incl. screw

MIC 80500000



SCAN BODY 3D-GUIDE®

for intra + extra oral scanning

MIC 9.S3D5.000



NT-MILL LAB ANALOG

MIC 5.La5.000



IMPLANT PICK-UP

for open-tray with integrated screw

MIC TR-00035.0



ABUTMENT SCREW



Overview of all screwdrivers on pages 344 and 345

MIC 603750



DIM ANALOG®

MIC 5.DIM.500













SLEEVE (belongs to DIM ANALOG)

plaster model

DIM 5.XSL.A30





<p>NT-PREFORM® incl. coloured milling screw</p>	<p>MIC 10.Mi5.000.05</p>	
<p>SCAN BODY 3D-GUIDE® for intra + extra oral scanning</p>	<p>MIC 9.S3D5.000</p>	
<p>NT-MILL LAB ANALOG for NT-Preform®</p>	<p>MIC 5.La5.000</p>	
<p>COLOURED MILLING SCREW for NT-Preform®</p>	<p>MIC 6.Sc3.750</p>	
<p>ABUTMENT SCREW</p>  <p>Overview of all screwdrivers on pages 344 and 345</p>	<p>MIC 603750</p>	
<p>DIM ANALOG®</p>	<p>MIC 5.DIM.500</p>	
<p>SLEEVE (belongs to DIM ANALOG®) plaster model</p>	<p>DIM 5.XSL.A30</p>	
<p>ABUTMENT GRIP for NT-Holder fixture</p>	<p>W 12.300.000</p>	
<p>CUSTOMIZED ABUTMENT milled by NT-iDent</p> <p>Not available in the USA</p>	<p>TZ15.TiO.Si1</p>	

MIC SERIES

MIC-SERIES

2-CONNECT®-ABUTMENT SET (STRAIGHT)

incl. 2-CONnect®-Coping and Coping-screw

GH 0,5 mm MIC-2CON 8050001S

GH 2,5 mm MIC-2CON 8050002S



2-CONNECT®-ABUTMENT

Male Part

GH 0,5 mm MIC-2CON 8050001M

GH 2,5 mm MIC-2CON 8050002M



2-CONNECT®-SCAN BODY 3D-GUIDE®

for intra + extra oral scanning

KS 61 = 1,8 mm

2CON 9.S3D1.800



2-CONNECT®-COPING

Female Part

2CON F-U



COPING-SCREW

Recommended tightening torques: 25 Ncm

KS 61



2-CONNECT®-DIM ANALOG®

KS 61 = 1,8 mm

2CON 5.DIM.180



SLEEVE (belongs to DIM ANALOG®)

plaster model

DIM 5.XSL.A30



2-CONNECT®-IMPLANT PICK-UP

integrated screw

KS 61 = 1,8 mm

2CON TR-00021.8



2-CONNECT®-LAB ANALOG

KS 61 = 1,8 mm

2CON 5.La1.800






2-CONNECT®-ABUTMENT SET (ANGLED)

incl. 2-CONnect®-Coping, mounting aid,
Coping-screw and Male Part Screw, angled 20°,
Gingiva Height 2,5 mm


MIC-2CON 80500A3S



2-CONNECT®-ABUTMENT

angled 20°, Gingiva Height 2,5 mm
Male Part incl. screw,
mounting aid

MIC-2CON 80500A3M



2-CONNECT®-SCAN BODY 3D-GUIDE®

for intra + extra oral scanning
KS 62 = 1,6 mm

2CON 9.S3D1.600



2-CONNECT®-COPING

Female Part

2CON F-U



COPING-SCREW

Recommended tightening torques: 15 Ncm

KS 62



MALE PART SCREW

for angled 20° 2-CONnect® Abutment
Recommended tightening torques: 20 Ncm

MIC 6.Ms3.750



2-CONNECT®-DIM ANALOG®

KS 62 = 1,6 mm

2CON 5.DIM.160



SLEEVE (belongs to DIM ANALOG®)
plaster model

DIM 5.XSL.A30



2-CONNECT®-IMPLANT PICK-UP

integrated screw
KS 62 = 1,6 mm

2CON TR-00031.6



2-CONNECT®-LAB ANALOG

KS 62 = 1,6 mm

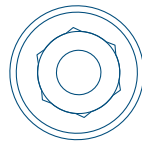
2CON 5.La1.600



MIS-SERIES

compatible to:

MIS[®]
SEVEN[®]



PLATFORMS:



3,3 mm NP



3,75 / 4,2 mm SP



5,0 mm WP

MIS-SERIES

TITANIUM BASE

incl. screw

MIS 80330000



SCAN BODY 3D-GUIDE®

for intra + extra oral scanning

MIS 9.S3D3.300



NT-MILL LAB ANALOG

MIS 5.La3.300



IMPLANT PICK-UP

for open-tray with integrated screw

MIS TR-00013.3



ABUTMENT SCREW



Overview of all screwdrivers on pages 344 and 345

MIS 603300



DIM ANALOG®

MIS 5.DIM.330



SLEEVE (belongs to DIM ANALOG)

plaster model











DIM 5.XSL.A10



compatible to: MIS® / SEVEN®

3,3 mm NP



<p>NT-PREFORM® incl. coloured milling screw</p>	<p>MIS 10.Mi3.300.05</p>	
<p>SCAN BODY 3D-GUIDE® for intra + extra oral scanning</p>	<p>MIS 9.S3D3.300</p>	
<p>NT-MILL LAB ANALOG for NT-Preform®</p>	<p>MIS 5.La3.300</p>	
<p>COLOURED MILLING SCREW for NT-Preform®</p>	<p>MIS 6.Sc3.300</p>	
<p>ABUTMENT SCREW</p>  <p>Overview of all screwdrivers on pages 344 and 345</p>	<p>MIS 603300</p>	
<p>DIM ANALOG®</p>	<p>MIS 5.DIM.330</p>	
<p>SLEEVE (belongs to DIM ANALOG®) plaster model</p>	<p>DIM 5.XSL.A10</p>	
<p>ABUTMENT GRIP for NT-Holder fixture</p>	<p>W 12.100.000</p>	
<p>CUSTOMIZED ABUTMENT milled by NT-iDent</p> <p>Not available in the USA</p>	<p>TZ15.TiO.Si1</p>	

MIS
SERIES

Notice: Products indicated with © and ™ are registered brand names of the respective manufactures.

NEXT GENERATION DESIGN – MADE IN GERMANY ///

MIS-SERIES

2-CONNECT®-ABUTMENT SET (STRAIGHT)

incl. 2-CONnect®-Coping and Coping-screw

GH 0,5 mm MIS-2CON 8033001S

GH 2,5 mm MIS-2CON 8033002S



2-CONNECT®-ABUTMENT

Male Part

GH 0,5 mm MIS-2CON 8033001M

GH 2,5 mm MIS-2CON 8033002M



2-CONNECT®-SCAN BODY 3D-GUIDE®

for intra + extra oral scanning

KS 61 = 1,8 mm

2CON 9.S3D1.800



2-CONNECT®-COPING

Female Part

2CON F-U



COPING-SCREW

Recommended tightening torques: 25 Ncm

KS 61



2-CONNECT®-DIM ANALOG®

KS 61 = 1,8 mm

2CON 5.DIM.180



SLEEVE (belongs to DIM ANALOG®)

plaster model

DIM 5.XSL.A30



2-CONNECT®-IMPLANT PICK-UP

integrated screw

KS 61 = 1,8 mm

2CON TR-00021.8



2-CONNECT®-LAB ANALOG

KS 61 = 1,8 mm

2CON 5.La1.800





<p>2-CONNECT®-ABUTMENT SET (ANGLED) incl. 2-CONnect®-Coping, mounting aid, Coping-screw and Male Part Screw, angled 20°, Gingiva Height 2,5 mm</p>	<p>MIS-2CON 80330A3S</p>	
<p>2-CONNECT®-ABUTMENT angled 20°, Gingiva Height 2,5 mm Male Part incl. screw, mounting aid</p>	<p>MIS-2CON 80330A3M</p>	
<p>2-CONNECT®-SCAN BODY 3D-GUIDE® for intra + extra oral scanning KS 62 = 1,6 mm</p>	<p>2CON 9.S3D1.600</p>	
<p>2-CONNECT®-COPING Female Part</p>	<p>2CON F-U</p>	
<p>COPING-SCREW Recommended tightening torques: 15 Ncm</p>	<p>KS 62</p>	
<p>MALE PART SCREW for angled 20° 2-CONnect® Abutment Recommended tightening torques: 20 Ncm</p>	<p>MIS 6.Ms3.300</p>	
<p>2-CONNECT®-DIM ANALOG® KS 62 = 1,6 mm</p>	<p>2CON 5.DIM.160</p>	
<p>SLEEVE (belongs to DIM ANALOG®) plaster model</p>	<p>DIM 5.XSL.A30</p>	
<p>2-CONNECT®-IMPLANT PICK-UP integrated screw KS 62 = 1,6 mm</p>	<p>2CON TR-00031.6</p>	
<p>2-CONNECT®-LAB ANALOG KS 62 = 1,6 mm</p>	<p>2CON 5.La1.600</p>	

MIS-SERIES

TITANIUM BASE

incl. screw

MIS 80374200



SCAN BODY 3D-GUIDE®

for intra + extra oral scanning

MIS 9.S3D3.742



NT-MILL LAB ANALOG

MIS 5.La3.742



IMPLANT PICK-UP

for open-tray with integrated screw

MIS TR-00023.7



ABUTMENT SCREW



Overview of all screwdrivers on pages 344 and 345

MIS 603750



DIM ANALOG®

MIS 5.DIM.374



SLEEVE (belongs to DIM ANALOG)

plaster model











DIM 5.XSL.A20



compatible to: MIS® / SEVEN®

3,75 / 4,2 mm SP



NT-PREFORM® incl. coloured milling screw	MIS 10.Mi3.742.05	
SCAN BODY 3D-GUIDE® for intra + extra oral scanning	MIS 9.S3D3.742	
NT-MILL LAB ANALOG for NT-Preform®	MIS 5.La3.742	
COLOURED MILLING SCREW for NT-Preform®	MIS 6.Sc3.750	
ABUTMENT SCREW  Overview of all screwdrivers on pages 344 and 345	MIS 603750	
DIM ANALOG®	MIS 5.DIM.374	
SLEEVE (belongs to DIM ANALOG®) plaster model	DIM 5.XSL.A20	
ABUTMENT GRIP for NT-Holder fixture	W 12.200.000	
CUSTOMIZED ABUTMENT milled by NT-iDent Not available in the USA	TZ15.TiO.Si1	

MIS
SERIES

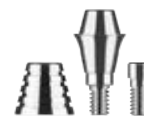
MIS-SERIES

2-CONNECT®-ABUTMENT SET (STRAIGHT)

incl. 2-CONnect®-Coping and Coping-screw

GH 0,5 mm MIS-2CON 8037421S

GH 2,5 mm MIS-2CON 8037422S



2-CONNECT®-ABUTMENT

Male Part

GH 0,5 mm MIS-2CON 8037421M

GH 2,5 mm MIS-2CON 8037422M



2-CONNECT®-SCAN BODY 3D-GUIDE®

for intra + extra oral scanning

KS 61 = 1,8 mm

2CON 9.S3D1.800



2-CONNECT®-COPING

Female Part

2CON F-U



COPING-SCREW

Recommended tightening torques: 25 Ncm

KS 61



2-CONNECT®-DIM ANALOG®

KS 61 = 1,8 mm

2CON 5.DIM.180



SLEEVE (belongs to DIM ANALOG®)

plaster model

DIM 5.XSL.A30



2-CONNECT®-IMPLANT PICK-UP

integrated screw

KS 61 = 1,8 mm

2CON TR-00021.8



2-CONNECT®-LAB ANALOG

KS 61 = 1,8 mm

2CON 5.La1.800



compatible to: MIS® / SEVEN®

3,75 / 4,2 mm SP



2-CONNECT®-ABUTMENT SET (ANGLED) incl. 2-CONnect®-Coping, mounting aid, Coping-screw and Male Part Screw, angled 20°, Gingiva Height 2,5 mm	MIS-2CON 80374A3S	
2-CONNECT®-ABUTMENT angled 20°, Gingiva Height 2,5 mm Male Part incl. screw, mounting aid	MIS-2CON 80374A3M	
2-CONNECT®-SCAN BODY 3D-GUIDE® for intra + extra oral scanning KS 62 = 1,6 mm	2CON 9.S3D1.600	
2-CONNECT®-COPING Female Part	2CON F-U	
COPING-SCREW Recommended tightening torques: 15 Ncm	KS 62	
MALE PART SCREW for angled 20° 2-CONnect® Abutment Recommended tightening torques: 20 Ncm	MIS 6.MS3.750	
2-CONNECT®-DIM ANALOG® KS 62 = 1,6 mm	2CON 5.DIM.160	
SLEEVE (belongs to DIM ANALOG®) plaster model	DIM 5.XSL.A30	
2-CONNECT®-IMPLANT PICK-UP integrated screw KS 62 = 1,6 mm	2CON TR-00031.6	
2-CONNECT®-LAB ANALOG KS 62 = 1,6 mm	2CON 5.La1.600	

MIS
SERIES

Notice: Products indicated with ® and ™ are registered brand names of the respective manufactures.

NEXT GENERATION DESIGN – MADE IN GERMANY ///

MIS-SERIES

TITANIUM BASE

incl. screw

MIS 80500000



SCAN BODY 3D-GUIDE®

for intra + extra oral scanning

MIS 9.S3D5.000



NT-MILL LAB ANALOG

MIS 5.La5.000



IMPLANT PICK-UP

for open-tray with integrated screw

MIS TR-00035.0



ABUTMENT SCREW



Overview of all screwdrivers on pages 344 and 345

MIS 603750



DIM ANALOG®

MIS 5.DIM.500



SLEEVE (belongs to DIM ANALOG)

plaster model











DIM 5.XSL.A30



compatible to: MIS® / SEVEN®

5,0 mm WP



NT-PREFORM® incl. coloured milling screw	MIS 10.Mi5.000.05	
SCAN BODY 3D-GUIDE® for intra + extra oral scanning	MIS 9.S3D5.000	
NT-MILL LAB ANALOG for NT-Preform®	MIS 5.La5.000	
COLOURED MILLING SCREW for NT-Preform®	MIS 6.Sc3.750	
ABUTMENT SCREW  Overview of all screwdrivers on pages 344 and 345	MIS 603750	
DIM ANALOG®	MIS 5.DIM.500	
SLEEVE (belongs to DIM ANALOG®) plaster model	DIM 5.XSL.A30	
ABUTMENT GRIP for NT-Holder fixture	W 12.300.000	
CUSTOMIZED ABUTMENT milled by NT-iDent Not available in the USA	TZ15.TiO.Si1	

MIS
SERIES

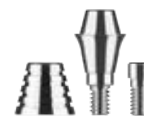
MIS-SERIES

2-CONNECT®-ABUTMENT SET (STRAIGHT)

incl. 2-CONnect®-Coping and Coping-screw

GH 0,5 mm MIS-2CON 8050001S

GH 2,5 mm MIS-2CON 8050002S



2-CONNECT®-ABUTMENT

Male Part

GH 0,5 mm MIS-2CON 8050001M

GH 2,5 mm MIS-2CON 8050002M



2-CONNECT®-SCAN BODY 3D-GUIDE®

for intra + extra oral scanning

KS 61 = 1,8 mm

2CON 9.S3D1.800



2-CONNECT®-COPING

Female Part

2CON F-U



COPING-SCREW

Recommended tightening torques: 25 Ncm

KS 61



2-CONNECT®-DIM ANALOG®

KS 61 = 1,8 mm

2CON 5.DIM.180



SLEEVE (belongs to DIM ANALOG®)

plaster model

DIM 5.XSL.A30



2-CONNECT®-IMPLANT PICK-UP

integrated screw

KS 61 = 1,8 mm

2CON TR-00021.8



2-CONNECT®-LAB ANALOG

KS 61 = 1,8 mm

2CON 5.La1.800



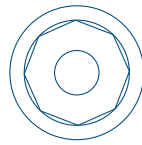


<p>2-CONNECT®-ABUTMENT SET (ANGLED) incl. 2-CONnect®-Coping, mounting aid, Coping-screw and Male Part Screw, angled 20°, Gingiva Height 2,5 mm</p>	<p>MIS-2CON 80500A3S</p>	
<p>2-CONNECT®-ABUTMENT angled 20°, Gingiva Height 2,5 mm Male Part incl. screw, mounting aid</p>	<p>MIS-2CON 80500A3M</p>	
<p>2-CONNECT®-SCAN BODY 3D-GUIDE® for intra + extra oral scanning KS 62 = 1,6 mm</p>	<p>2CON 9.S3D1.600</p>	
<p>2-CONNECT®-COPING Female Part</p>	<p>2CON F-U</p>	
<p>COPING-SCREW Recommended tightening torques: 15 Ncm</p>	<p>KS 62</p>	
<p>MALE PART SCREW for angled 20° 2-CONnect® Abutment Recommended tightening torques: 20 Ncm</p>	<p>MIS 6.MS3.750</p>	
<p>2-CONNECT®-DIM ANALOG® KS 62 = 1,6 mm</p>	<p>2CON 5.DIM.160</p>	
<p>SLEEVE (belongs to DIM ANALOG®) plaster model</p>	<p>DIM 5.XSL.A30</p>	
<p>2-CONNECT®-IMPLANT PICK-UP integrated screw KS 62 = 1,6 mm</p>	<p>2CON TR-00031.6</p>	
<p>2-CONNECT®-LAB ANALOG KS 62 = 1,6 mm</p>	<p>2CON 5.La1.600</p>	


N-SERIES

compatible to:


*Straumann /
SynOcta®*




PLATFORMS:



3,5 mm NN



4,8 mm RN



6,5 mm WN

N-SERIES

TITANIUM BASE

incl. screw

N 800



SCAN BODY 3D-GUIDE®

for intra + extra oral scanning

N 9.S3D3.500



LAB ANALOG

N 50




IMPLANT PICK-UP

for open-tray with integrated screw

N TR-NN013.5



ABUTMENT SCREW



Overview of all screwdrivers on pages 344 and 345

N 60



DIM ANALOG®

N 5.DIM.350




SLEEVE (belongs to DIM ANALOG)

plaster model

DIM 5.XSL.A10





<p>NT-PREFORM® incl. coloured milling screw</p>	<p>GH 0,5 mm GH 1,3 mm</p>	<p>N 10.Mi3.500.05 N 10.Mi3.500</p>	
<p>SCAN BODY 3D-GUIDE® for intra + extra oral scanning</p>		<p>N 9.S3D3.500</p>	
<p>NT-MILL LAB ANALOG for NT-Preform®</p>		<p>N 5.La3.500</p>	
<p>COLOURED MILLING SCREW for NT-Preform®</p>		<p>N 6.Sc3.500</p>	
<p>ABUTMENT SCREW</p>  <p>Overview of all screwdrivers on pages 344 and 345</p>		<p>N 60</p>	
<p>DIM ANALOG®</p>		<p>N 5.DIM.350</p>	
<p>SLEEVE (belongs to DIM ANALOG®) plaster model</p>		<p>DIM 5.XSL.A10</p>	
<p>ABUTMENT GRIP for NT-Holder fixture</p>		<p>W 12.100.000</p>	
<p>CUSTOMIZED ABUTMENT milled by NT-iDent</p>	<p>Not available in the USA</p>	<p>TZ15.TiO.Si1</p>	

N
SERIES

N-SERIES

TITANIUM BASE

incl. screw

N 810



SCAN BODY 3D-GUIDE®

for intra + extra oral scanning

N 9.S3D4.800



LAB ANALOG

N 51




IMPLANT PICK-UP

for open-tray with integrated screw

N TR-RN024.8



ABUTMENT SCREW



Overview of all screwdrivers on pages 344 and 345

N 62



DIM ANALOG®

N 5.DIM.480



SLEEVE (belongs to DIM ANALOG)

plaster model

DIM 5.XSL.A20





NT-PREFORM®

incl. coloured milling screw

with shoulder	GH 0,5 mm	N10.Mi4.805.05
with shoulder	GH 1,3 mm	N10.Mi4.805
without shoulder	GH 1,3 mm	N10.Mi 4.800



SCAN BODY 3D-GUIDE®

for intra + extra oral scanning

N 9.S3D4.800



NT-MILL LAB ANALOG

for NT-Preform®

N 5.La4.800




COLOURED MILLING SCREW

for NT-Preform®

N 6.Sc4.865



ABUTMENT SCREW



Overview of all screwdrivers
on pages 344 and 345

N 62



DIM ANALOG®

N 5.DIM.480



SLEEVE (belongs to DIM ANALOG®)

plaster model

DIM 5.XSL.A20



ABUTMENT GRIP

for NT-Holder fixture

W 12.200.000



CUSTOMIZED ABUTMENT

milled by NT-iDent

Not available in the USA

TZ15.TiO.Si1



N-SERIES

2-CONNECT®-ABUTMENT SET (STRAIGHT)

incl. 2-CONnect®-Coping and Coping-screw

GH 0,5 mm

N 810 S

GH 2,5 mm

N-2CON 8048002S



2-CONNECT®-ABUTMENT

Male Part

GH 0,5 mm

N 810 M

GH 2,5 mm

N-2CON 8048002M



2-CONNECT®-SCAN BODY 3D-GUIDE®

for intra + extra oral scanning

KS 61 = 1,8 mm

2CON 9.S3D1.800



2-CONNECT®-COPING

Female Part

2CON F-U



COPING-SCREW

Recommended tightening torques: 30 Ncm

KS 61



2-CONNECT®-DIM ANALOG®

KS 61 = 1,8 mm

2CON 5.DIM.180



SLEEVE (belongs to DIM ANALOG®)

plaster model

DIM 5.XSL.A30



2-CONNECT®-IMPLANT PICK-UP

integrated screw

KS 61 = 1,8 mm

2CON TR-00021.8



2-CONNECT®-LAB ANALOG

KS 61 = 1,8 mm

2CON 5.La1.800





<p>2-CONNECT®-ABUTMENT SET (ANGLED) incl. 2-CONnect®-Coping, mounting aid, Coping-screw and Male Part Screw, angled 20°, Gingiva Height 2,5 mm</p>	N-2CON 80480A3S	
<p>2-CONNECT®-ABUTMENT angled 20°, Gingiva Height 2,5 mm Male Part incl. screw, mounting aid</p>	N-2CON 80480A3M	
<p>2-CONNECT®-SCAN BODY 3D-GUIDE® for intra + extra oral scanning KS 62 = 1,6 mm</p>	2CON 9.S3D1.600	
<p>2-CONNECT®-COPING Female Part</p>	2CON F-U	
<p>COPING-SCREW Recommended tightening torques: 15 Ncm</p>	KS 62	
<p>MALE PART SCREW for angled 20° 2-CONnect® Abutment Recommended tightening torques: 20 Ncm</p>	N 6.Ms4.865	
<p>2-CONNECT®-DIM ANALOG® KS 62 = 1,6 mm</p>	2CON 5.DIM.160	
<p>SLEEVE (belongs to DIM ANALOG®) plaster model</p>	DIM 5.XSL.A30	
<p>2-CONNECT®-IMPLANT PICK-UP integrated screw KS 62 = 1,6 mm</p>	2CON TR-00031.6	
<p>2-CONNECT®-LAB ANALOG KS 62 = 1,6 mm</p>	2CON 5.La1.600	

N-SERIES

TITANIUM BASE

incl. screw

N 820



SCAN BODY 3D-GUIDE®

for intra + extra oral scanning

N 9.S3D6.500



LAB ANALOG

N 52




IMPLANT PICK-UP

for open-tray with integrated screw

N TR-WN036.5



ABUTMENT SCREW



Overview of all screwdrivers on pages 344 and 345

N 62



DIM ANALOG®

N 5.DIM.650



SLEEVE (belongs to DIM ANALOG)

plaster model

DIM 5.XSL.A30





NT-PREFORM® incl. coloured milling screw		with shoulder GH 0,5 mm	N10.Mi6.505.05	
	with shoulder GH 1,3 mm	N10.Mi6.505		
	without shoulder GH 1,3 mm	N10.Mi 6.500		
SCAN BODY 3D-GUIDE® for intra + extra oral scanning			N 9.S3D6.500	
NT-MILL LAB ANALOG for NT-Preform®			N 5.La6.500	
COLOURED MILLING SCREW for NT-Preform®			N 6.Sc4.865	
ABUTMENT SCREW				
Overview of all screwdrivers on pages 344 and 345			N 62	
DIM ANALOG®			N 5.DIM.650	
SLEEVE (belongs to DIM ANALOG®) plaster model			DIM 5.XSL.A30	
ABUTMENT GRIP for NT-Holder fixture			W 12.300.000	
CUSTOMIZED ABUTMENT milled by NT-iDent			TZ15.TiO.Si1	
	Not available in the USA			

N-SERIES

2-CONNECT®-ABUTMENT SET (STRAIGHT)

incl. 2-CONnect®-Coping and Coping-screw

GH 0,5 mm	N 820 S
GH 2,5 mm	N-2CON 8065002S



2-CONNECT®-ABUTMENT

Male Part

GH 0,5 mm	N 820 M
GH 2,5 mm	N-2CON 8065002M



2-CONNECT®-SCAN BODY 3D-GUIDE®

for intra + extra oral scanning

KS 61 = 1,8 mm

2CON 9.S3D1.800



2-CONNECT®-COPING

Female Part

2CON F-U



COPING-SCREW

Recommended tightening torques: 30 Ncm

KS 61



2-CONNECT®-DIM ANALOG®

KS 61 = 1,8 mm

GH 0,5 mm	2CON 5.DIM.650.05
GH 2,5 mm	2CON 5.DIM.650



SLEEVE (belongs to DIM ANALOG®)

plaster model

DIM 5.XSL.A30



2-CONNECT®-IMPLANT PICK-UP

integrated screw

KS 61 = 1,8 mm

2CON TR-00021.8



2-CONNECT®-LAB ANALOG

KS 61 = 1,8 mm

GH 0,5 mm	2CON 5.La6.500.05
GH 2,5 mm	2CON 5.La6.500



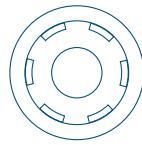


<p>2-CONNECT®-ABUTMENT SET (ANGLED) incl. 2-CONnect®-Coping, mounting aid, Coping-screw and Male Part Screw, angled 20°, Gingiva Height 2,5 mm</p>	N-2CON 80650A3S	
<p>2-CONNECT®-ABUTMENT angled 20°, Gingiva Height 2,5 mm Male Part incl. screw, mounting aid</p>	N-2CON 80650A3M	
<p>2-CONNECT®-SCAN BODY 3D-GUIDE® for intra + extra oral scanning KS 62 = 1,6 mm</p>	2CON 9.S3D1.600	
<p>2-CONNECT®-COPING Female Part</p>	2CON F-U	
<p>COPING-SCREW Recommended tightening torques: 15 Ncm</p>	KS 62	
<p>MALE PART SCREW for angled 20° 2-CONnect® Abutment Recommended tightening torques: 20 Ncm</p>	N 6.Ms4.865	
<p>2-CONNECT®-DIM ANALOG® KS 62 = 1,6 mm</p>	2CON 5.DIM.160	
<p>SLEEVE (belongs to DIM ANALOG®) plaster model</p>	DIM 5.XSL.A30	
<p>2-CONNECT®-IMPLANT PICK-UP integrated screw KS 62 = 1,6 mm</p>	2CON TR-00031.6	
<p>2-CONNECT®-LAB ANALOG KS 62 = 1,6 mm</p>	2CON 5.La1.600	

NEO-SERIES

compatible to:

NEOSS Implant System[®]
NEOSS[™]



PLATFORMS:



3,5 – 5,5 mm

NEO-SERIES

TITANIUM BASE

incl. screw

NEO 80355500



SCAN BODY 3D-GUIDE®

for intra + extra oral scanning

NEO 9.S3D3.555



NT-MILL LAB ANALOG

NEO 5.La3.555




IMPLANT PICK-UP

for open-tray with integrated screw

NEO TR-00013.5



ABUTMENT SCREW



Overview of all screwdrivers on pages 344 and 345

NEO 603555



DIM ANALOG®

NEO 5.DIM.355







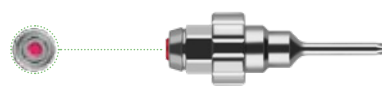





SLEEVE (belongs to DIM ANALOG)

plaster model

DIM 5.XSL.A20





<p>NT-PREFORM® incl. coloured milling screw</p>	<p>NEO 10.Mi3.555.05</p>	
<p>SCAN BODY 3D-GUIDE® for intra + extra oral scanning</p>	<p>NEO 9.S3D3.555</p>	
<p>NT-MILL LAB ANALOG for NT-Preform®</p>	<p>NEO 5.La3.555</p>	
<p>COLOURED MILLING SCREW for NT-Preform®</p>	<p>NEO 6.Sc3.555</p>	
<p>ABUTMENT SCREW</p>  <p>Overview of all screwdrivers on pages 344 and 345</p>	<p>NEO 603555</p>	
<p>DIM ANALOG®</p>	<p>NEO 5.DIM.355</p>	
<p>SLEEVE (belongs to DIM ANALOG®) plaster model</p>	<p>DIM 5.XSL.A20</p>	
<p>ABUTMENT GRIP for NT-Holder fixture</p>	<p>W 12.200.000</p>	
<p>CUSTOMIZED ABUTMENT milled by NT-iDent</p> <p>Not available in the USA</p>	<p>TZ15.TiO.Si1</p>	

NEO SERIES

Notice: Products indicated with ® and ™ are registered brand names of the respective manufactures.

NEO-SERIES

2-CONNECT®-ABUTMENT SET (STRAIGHT)

incl. 2-CONnect®-Coping and Coping-screw

GH 0,5 mm NEO-2CON 8035551S

GH 2,5 mm NEO-2CON 8035552S



2-CONNECT®-ABUTMENT

Male Part

GH 0,5 mm NEO-2CON 8035551M

GH 2,5 mm NEO-2CON 8035552M



2-CONNECT®-SCAN BODY 3D-GUIDE®

for intra + extra oral scanning

KS 61 = 1,8 mm

2CON 9.S3D1.800



2-CONNECT®-COPING

Female Part

2CON F-U



COPING-SCREW

Recommended tightening torques: 25 Ncm

KS 61



2-CONNECT®-DIM ANALOG®

KS 61 = 1,8 mm

2CON 5.DIM.180



SLEEVE (belongs to DIM ANALOG®)

plaster model

DIM 5.XSL.A30



2-CONNECT®-IMPLANT PICK-UP

integrated screw

KS 61 = 1,8 mm

2CON TR-00021.8



2-CONNECT®-LAB ANALOG

KS 61 = 1,8 mm

2CON 5.La1.800



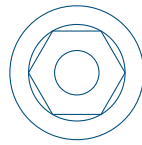


<p>2-CONNECT®-ABUTMENT SET (ANGLED) incl. 2-CONnect®-Coping, mounting aid, Coping-screw and Male Part Screw, angled 20°, Gingiva Height 2,5 mm</p>	<p>NEO-2CON 80355A3S</p>	
<p>2-CONNECT®-ABUTMENT angled 20°, Gingiva Height 2,5 mm Male Part incl. screw, mounting aid</p>	<p>NEO-2CON 80355A3M</p>	
<p>2-CONNECT®-SCAN BODY 3D-GUIDE® for intra + extra oral scanning KS 62 = 1,6 mm</p>	<p>2CON 9.S3D1.600</p>	
<p>2-CONNECT®-COPING Female Part</p>	<p>2CON F-U</p>	
<p>COPING-SCREW Recommended tightening torques: 15 Ncm</p>	<p>KS 62</p>	
<p>MALE PART SCREW for angled 20° 2-CONnect® Abutment Recommended tightening torques: 20 Ncm</p>	<p>NEO 6.Ms3.555</p>	
<p>2-CONNECT®-DIM ANALOG® KS 62 = 1,6 mm</p>	<p>2CON 5.DIM.160</p>	
<p>SLEEVE (belongs to DIM ANALOG®) plaster model</p>	<p>DIM 5.XSL.A30</p>	
<p>2-CONNECT®-IMPLANT PICK-UP integrated screw KS 62 = 1,6 mm</p>	<p>2CON TR-00031.6</p>	
<p>2-CONNECT®-LAB ANALOG KS 62 = 1,6 mm</p>	<p>2CON 5.La1.600</p>	


R-SERIES

compatible to:


*Zimmer Dental
Tapered Screw-Vent®*




PLATFORMS:



3,5 mm



4,5 mm



5,7 mm

R-SERIES

TITANIUM BASE

incl. screw

R 800



SCAN BODY 3D-GUIDE®

for intra + extra oral scanning

R 9.S3D3.500



LAB ANALOG

R 50




IMPLANT PICK-UP

for open-tray with integrated screw

R TR-00013.5



ABUTMENT SCREW



Overview of all screwdrivers on pages 344 and 345

R 60



DIM ANALOG®

R 5.DIM.350




SLEEVE (belongs to DIM ANALOG)

plaster model

DIM 5.XSL.A10





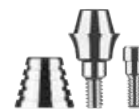
<p>NT-PREFORM® incl. coloured milling screw</p>	<p>GH 0,5 mm R 10.Mi3.500.05 GH 1,3 mm R10.Mi3.500</p>	
<p>SCAN BODY 3D-GUIDE® for intra + extra oral scanning</p>	<p>R 9.S3D3.500</p>	
<p>NT-MILL LAB ANALOG for NT-Preform®</p>	<p>R 5.La3.500</p>	
<p>COLOURED MILLING SCREW for NT-Preform®</p>	<p>R 6.Sc3.557</p>	
<p>ABUTMENT SCREW</p>  <p>Overview of all screwdrivers on pages 344 and 345</p>	<p>R 60</p>	
<p>DIM ANALOG®</p>	<p>R 5.DIM.350</p>	
<p>SLEEVE (belongs to DIM ANALOG®) plaster model</p>	<p>DIM 5.XSL.A10</p>	
<p>ABUTMENT GRIP for NT-Holder fixture</p>	<p>W 12.100.000</p>	
<p>CUSTOMIZED ABUTMENT milled by NT-iDent</p>	<p>Not available in the USA TZ15.TiO.Si1</p>	

R-SERIES

2-CONNECT®-ABUTMENT SET (STRAIGHT)

incl. 2-CONnect®-Coping and Coping-screw

GH 0,5 mm	R 800 S
GH 2,5 mm	R-2CON 8035002S



2-CONNECT®-ABUTMENT

Male Part

GH 0,5 mm	R 800 M
GH 2,5 mm	R-2CON 8035002M



2-CONNECT®-SCAN BODY 3D-GUIDE®

for intra + extra oral scanning

KS 60 = 1,4 mm

2CON 9.S3D1.400



2-CONNECT®-COPING

Female Part

2CON F-U



COPING-SCREW

Recommended tightening torques: 15 Ncm

KS 60



2-CONNECT®-DIM ANALOG®

KS 60 = 1,4 mm

2CON 5.DIM.140



SLEEVE (belongs to DIM ANALOG®)

plaster model

DIM 5.XSL.A30



2-CONNECT®-IMPLANT PICK-UP

integrated screw

KS 60 = 1,4 mm

2CON TR-00011.4



2-CONNECT®-LAB ANALOG

KS 60 = 1,4 mm

2CON 5.La1.400





<p>2-CONNECT®-ABUTMENT SET (ANGLED) incl. 2-CONnect®-Coping, mounting aid, Coping-screw and Male Part Screw, angled 20°, Gingiva Height 2,5 mm</p>	<p>R-2CON 80350A3S</p>	
<p>2-CONNECT®-ABUTMENT angled 20°, Gingiva Height 2,5 mm Male Part incl. screw, mounting aid</p>	<p>R-2CON 80350A3M</p>	
<p>2-CONNECT®-SCAN BODY 3D-GUIDE® for intra + extra oral scanning KS 62 = 1,6 mm</p>	<p>2CON 9.S3D1.600</p>	
<p>2-CONNECT®-COPING Female Part</p>	<p>2CON F-U</p>	
<p>COPING-SCREW Recommended tightening torques: 15 Ncm</p>	<p>KS 62</p>	
<p>MALE PART SCREW for angled 20° 2-CONnect® Abutment Recommended tightening torques: 20 Ncm</p>	<p>R 6.Ms3.557</p>	
<p>2-CONNECT®-DIM ANALOG® KS 62 = 1,6 mm</p>	<p>2CON 5.DIM.160</p>	
<p>SLEEVE (belongs to DIM ANALOG®) plaster model</p>	<p>DIM 5.XSL.A30</p>	
<p>2-CONNECT®-IMPLANT PICK-UP integrated screw KS 62 = 1,6 mm</p>	<p>2CON TR-00031.6</p>	
<p>2-CONNECT®-LAB ANALOG KS 62 = 1,6 mm</p>	<p>2CON 5.La1.600</p>	

R-SERIES

TITANIUM BASE

incl. screw

R 810



SCAN BODY 3D-GUIDE®

for intra + extra oral scanning

R 9.S3D4.500



LAB ANALOG

R 51



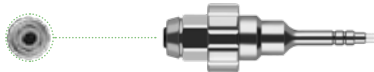
IMPLANT PICK-UP

for open-tray with integrated screw

R TR-00024.5



ABUTMENT SCREW



Overview of all screwdrivers on pages 344 and 345

R 60



DIM ANALOG®

R 5.DIM.450



SLEEVE (belongs to DIM ANALOG)

plaster model

DIM 5.XSL.A20





NT-PREFORM®	incl. coloured milling screw	GH 0,5 mm	R 10.Mi4.500.05	
		GH 1,3 mm	R10.Mi4.500	
SCAN BODY 3D-GUIDE®	for intra + extra oral scanning		R 9.S3D4.500	
NT-MILL LAB ANALOG	for NT-Preform®		R 5.La4.500	
COLOURED MILLING SCREW	for NT-Preform®		R 6.Sc3.557	
ABUTMENT SCREW		Overview of all screwdrivers on pages 344 and 345	R 60	
DIM ANALOG®			R 5.DIM.450	
SLEEVE (belongs to DIM ANALOG®)	plaster model		DIM 5.XSL.A20	
ABUTMENT GRIP	for NT-Holder fixture		W 12.200.000	
CUSTOMIZED ABUTMENT	milled by NT-iDent	Not available in the USA	TZ15.TiO.Si1	

R-SERIES

2-CONNECT®-ABUTMENT SET (STRAIGHT)

incl. 2-CONnect®-Coping and Coping-screw

GH 0,5 mm

R 810 S

GH 2,5 mm

R-2CON 8045002S



2-CONNECT®-ABUTMENT

Male Part

GH 0,5 mm

R 810 M

GH 2,5 mm

R-2CON 8045002M



2-CONNECT®-SCAN BODY 3D-GUIDE®

for intra + extra oral scanning

KS 60 = 1,4 mm

2CON 9.S3D1.400



2-CONNECT®-COPING

Female Part

2CON F-U



COPING-SCREW

Recommended tightening torques: 15 Ncm

KS 60



2-CONNECT®-DIM ANALOG®

KS 60 = 1,4 mm

2CON 5.DIM.140



SLEEVE (belongs to DIM ANALOG®)

plaster model

DIM 5.XSL.A30



2-CONNECT®-IMPLANT PICK-UP

integrated screw

KS 60 = 1,4 mm

2CON TR-00011.4



2-CONNECT®-LAB ANALOG

KS 60 = 1,4 mm

2CON 5.La1.400





<p>2-CONNECT®-ABUTMENT SET (ANGLED) incl. 2-CONnect®-Coping, mounting aid, Coping-screw and Male Part Screw, angled 20°, Gingiva Height 2,5 mm</p>	<p>R-2CON 80450A3S</p>	
<p>2-CONNECT®-ABUTMENT angled 20°, Gingiva Height 2,5 mm Male Part incl. screw, mounting aid</p>	<p>R-2CON 80450A3M</p>	
<p>2-CONNECT®-SCAN BODY 3D-GUIDE® for intra + extra oral scanning KS 62 = 1,6 mm</p>	<p>2CON 9.S3D1.600</p>	
<p>2-CONNECT®-COPING Female Part</p>	<p>2CON F-U</p>	
<p>COPING-SCREW Recommended tightening torques: 15 Ncm</p>	<p>KS 62</p>	
<p>MALE PART SCREW for angled 20° 2-CONnect® Abutment Recommended tightening torques: 20 Ncm</p>	<p>R 6.Ms3.557</p>	
<p>2-CONNECT®-DIM ANALOG® KS 62 = 1,6 mm</p>	<p>2CON 5.DIM.160</p>	
<p>SLEEVE (belongs to DIM ANALOG®) plaster model</p>	<p>DIM 5.XSL.A30</p>	
<p>2-CONNECT®-IMPLANT PICK-UP integrated screw KS 62 = 1,6 mm</p>	<p>2CON TR-00031.6</p>	
<p>2-CONNECT®-LAB ANALOG KS 62 = 1,6 mm</p>	<p>2CON 5.La1.600</p>	

R-SERIES

TITANIUM BASE

incl. screw

R 820



SCAN BODY 3D-GUIDE®

for intra + extra oral scanning

R 9.S3D5.700

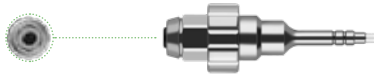


LAB ANALOG

R 52



ABUTMENT SCREW



Overview of all screwdrivers on pages 344 and 345

R 60



DIM ANALOG®

R 5.DIM.570




SLEEVE (belongs to DIM ANALOG)
plaster model

DIM 5.XSL.A30



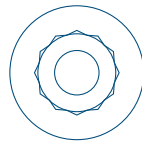


<p>NT-PREFORM® incl. coloured milling screw</p>	<p>GH 0,5 mm R 10.Mi5.700.05 GH 1,3 mm R10.Mi5.700</p>	
<p>SCAN BODY 3D-GUIDE® for intra + extra oral scanning</p>	<p>R 9.S3D5.700</p>	
<p>NT-MILL LAB ANALOG for NT-Preform®</p>	<p>R 5.La5.700</p>	
<p>COLOURED MILLING SCREW for NT-Preform®</p>	<p>R 6.Sc3.557</p>	
<p>ABUTMENT SCREW</p>  <p>Overview of all screwdrivers on pages 344 and 345</p>	<p>R 60</p>	
<p>DIM ANALOG®</p>	<p>R 5.DIM.570</p>	
<p>SLEEVE (belongs to DIM ANALOG®) plaster model</p>	<p>DIM 5.XSL.A30</p>	
<p>ABUTMENT GRIP for NT-Holder fixture</p>	<p>W 12.300.000</p>	
<p>CUSTOMIZED ABUTMENT milled by NT-iDent</p> <p>Not available in the USA</p>	<p>TZ15.TiO.Si1</p>	

S-SERIES

compatible to:

DENTSPLY Implants®
Astra Tech Implant System
OsseoSpeed® TX



PLATFORMS:



3,5 / 4,0 mm



4,5 / 5,0 mm

S-SERIES

TITANIUM BASE

incl. screw

S 800



SCAN BODY 3D-GUIDE®

for intra + extra oral scanning

S 9.S3D3.540



LAB ANALOG

S 50




IMPLANT PICK-UP

for open-tray with integrated screw

S TR-00013.5



ABUTMENT SCREW



Overview of all screwdrivers on pages 344 and 345

S 60



DIM ANALOG®

S 5.DIM.354



SLEEVE (belongs to DIM ANALOG)

plaster model

DIM 5.XSL.A10





<p>NT-PREFORM® incl. coloured milling screw</p>	<p>GH 0,5 mm GH 1,3 mm</p>	<p>S 10.Mi3.540.05 S 10.Mi3.540</p>	
<p>SCAN BODY 3D-GUIDE® for intra + extra oral scanning</p>		<p>S 9.S3D3.540</p>	
<p>NT-MILL LAB ANALOG for NT-Preform®</p>		<p>S 5.La3.540</p>	
<p>COLOURED MILLING SCREW for NT-Preform®</p>		<p>S 6.Sc3.540</p>	
<p>ABUTMENT SCREW</p>	<p>Overview of all screwdrivers on pages 344 and 345</p>	<p>S 60</p>	
<p>DIM ANALOG®</p>		<p>S 5.DIM.354</p>	
<p>SLEEVE (belongs to DIM ANALOG®) plaster model</p>		<p>DIM 5.XSL.A10</p>	
<p>ABUTMENT GRIP for NT-Holder fixture</p>		<p>W 12.100.000</p>	
<p>CUSTOMIZED ABUTMENT milled by NT-iDent</p>	<p>Not available in the USA</p>	<p>TZ15.TiO.Si1</p>	

S
SERIES

S-SERIES

2-CONNECT®-ABUTMENT SET (STRAIGHT)

incl. 2-CONnect®-Coping and Coping-screw

GH 0,5 mm	S 800 S
GH 2,5 mm	S-2CON 8035402S



2-CONNECT®-ABUTMENT

Male Part

GH 0,5 mm	S 800 M
GH 2,5 mm	S-2CON 8035402M



2-CONNECT®-SCAN BODY 3D-GUIDE®

for intra + extra oral scanning

KS 61 = 1,8 mm

2CON 9.S3D1.800



2-CONNECT®-COPING

Female Part

2CON F-U



COPING-SCREW

Recommended tightening torques: 20 Ncm

KS 61



2-CONNECT®-DIM ANALOG®

KS 61 = 1,8 mm

2CON 5.DIM.180



SLEEVE (belongs to DIM ANALOG®)

plaster model

DIM 5.XSL.A30



2-CONNECT®-IMPLANT PICK-UP

integrated screw

KS 61 = 1,8 mm

2CON TR-00021.8



2-CONNECT®-LAB ANALOG

KS 61 = 1,8 mm

2CON 5.La1.800





<p>2-CONNECT®-ABUTMENT SET (ANGLED) incl. 2-CONnect®-Coping, mounting aid, Coping-screw and Male Part Screw, angled 20°, Gingiva Height 2,5 mm</p>	<p>S-2CON 80354A3S</p>	
<p>2-CONNECT®-ABUTMENT angled 20°, Gingiva Height 2,5 mm Male Part incl. screw, mounting aid</p>	<p>S-2CON 80354A3M</p>	
<p>2-CONNECT®-SCAN BODY 3D-GUIDE® for intra + extra oral scanning KS 62 = 1,6 mm</p>	<p>2CON 9.S3D1.600</p>	
<p>2-CONNECT®-COPING Female Part</p>	<p>2CON F-U</p>	
<p>COPING-SCREW Recommended tightening torques: 15 Ncm</p>	<p>KS 62</p>	
<p>MALE PART SCREW for angled 20° 2-CONnect® Abutment Recommended tightening torques: 20 Ncm</p>	<p>S 6.Ms3.540</p>	
<p>2-CONNECT®-DIM ANALOG® KS 62 = 1,6 mm</p>	<p>2CON 5.DIM.160</p>	
<p>SLEEVE (belongs to DIM ANALOG®) plaster model</p>	<p>DIM 5.XSL.A30</p>	
<p>2-CONNECT®-IMPLANT PICK-UP integrated screw KS 62 = 1,6 mm</p>	<p>2CON TR-00031.6</p>	
<p>2-CONNECT®-LAB ANALOG KS 62 = 1,6 mm</p>	<p>2CON 5.La1.600</p>	

S-SERIES

TITANIUM BASE

incl. screw

S 820



SCAN BODY 3D-GUIDE®

for intra + extra oral scanning

S 9.S3D4.550



LAB ANALOG

S 52



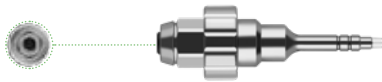
IMPLANT PICK-UP

for open-tray with integrated screw

S TR-00024.5



ABUTMENT SCREW



Overview of all screwdrivers on pages 344 and 345

S 61



DIM ANALOG®

S 5.DIM.455




SLEEVE (belongs to DIM ANALOG)

plaster model

DIM 5.XSL.A20





<p>NT-PREFORM® incl. coloured milling screw</p>	<p>GH 0,5 mm GH 1,3 mm</p>	<p>S 10.Mi4.550.05 S 10.Mi4.550</p>	
<p>SCAN BODY 3D-GUIDE® for intra + extra oral scanning</p>		<p>S 9.S3D4.550</p>	
<p>NT-MILL LAB ANALOG for NT-Preform®</p>		<p>S 5.La4.550</p>	
<p>COLOURED MILLING SCREW for NT-Preform®</p>		<p>S 6.Sc4.550</p>	
<p>ABUTMENT SCREW</p> 	<p>Overview of all screwdrivers on pages 344 and 345</p>	<p>S 61</p>	
<p>DIM ANALOG®</p>		<p>S 5.DIM.455</p>	
<p>SLEEVE (belongs to DIM ANALOG®) plaster model</p>		<p>DIM 5.XSL.A20</p>	
<p>ABUTMENT GRIP for NT-Holder fixture</p>		<p>W 12.200.000</p>	
<p>CUSTOMIZED ABUTMENT milled by NT-iDent</p>	<p>Not available in the USA</p>	<p>TZ15.TiO.Si1</p>	

S-SERIES

2-CONNECT®-ABUTMENT SET (STRAIGHT)

incl. 2-CONnect®-Coping and Coping-screw

GH 0,5 mm

S 820 S

GH 2,5 mm

S-2CON 8045502S



2-CONNECT®-ABUTMENT

Male Part

GH 0,5 mm

S 820 M

GH 2,5 mm

S-2CON 8045502M



2-CONNECT®-SCAN BODY 3D-GUIDE®

for intra + extra oral scanning

KS 61 = 1,8 mm

2CON 9.S3D1.800



2-CONNECT®-COPING

Female Part

2CON F-U



COPING-SCREW

Recommended tightening torques: 20 Ncm

KS 61



2-CONNECT®-DIM ANALOG®

KS 61 = 1,8 mm

2CON 5.DIM.180



SLEEVE (belongs to DIM ANALOG®)

plaster model

DIM 5.XSL.A30



2-CONNECT®-IMPLANT PICK-UP

integrated screw

KS 61 = 1,8 mm

2CON TR-00021.8



2-CONNECT®-LAB ANALOG

KS 61 = 1,8 mm

2CON 5.La1.800



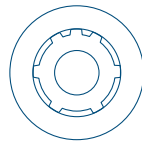


<p>2-CONNECT®-ABUTMENT SET (ANGLED) incl. 2-CONnect®-Coping, mounting aid, Coping-screw and Male Part Screw, angled 20°, Gingiva Height 2,5 mm</p>	<p>S-2CON 80455A3S</p>	
<p>2-CONNECT®-ABUTMENT angled 20°, Gingiva Height 2,5 mm Male Part incl. screw, mounting aid</p>	<p>S-2CON 80455A3M</p>	
<p>2-CONNECT®-SCAN BODY 3D-GUIDE® for intra + extra oral scanning KS 62 = 1,6 mm</p>	<p>2CON 9.S3D1.600</p>	
<p>2-CONNECT®-COPING Female Part</p>	<p>2CON F-U</p>	
<p>COPING-SCREW Recommended tightening torques: 15 Ncm</p>	<p>KS 62</p>	
<p>MALE PART SCREW for angled 20° 2-CONnect® Abutment Recommended tightening torques: 20 Ncm</p>	<p>S 6.Ms4.550</p>	
<p>2-CONNECT®-DIM ANALOG® KS 62 = 1,6 mm</p>	<p>2CON 5.DIM.160</p>	
<p>SLEEVE (belongs to DIM ANALOG®) plaster model</p>	<p>DIM 5.XSL.A30</p>	
<p>2-CONNECT®-IMPLANT PICK-UP integrated screw KS 62 = 1,6 mm</p>	<p>2CON TR-00031.6</p>	
<p>2-CONNECT®-LAB ANALOG KS 62 = 1,6 mm</p>	<p>2CON 5.La1.600</p>	

SEV-SERIES

compatible to:

DENTSPLY Implants®
Astra Tech
Implant System™ EV



PLATFORMS:



3,0 mm



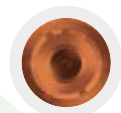
3,6 mm



4,2 mm



4,8 mm



5,4 mm

SEV-SERIES

TITANIUM BASE

incl. screw

SEV 80300000



SCAN BODY 3D-GUIDE®

for intra + extra oral scanning

SEV 9.S3D3.000



NT-MILL LAB ANALOG

SEV 5.La3.000



IMPLANT PICK-UP

for open-tray with integrated screw

SEV TR-00013.0



ABUTMENT SCREW



Overview of all screwdrivers on pages 344 and 345

SEV 603000



DIM ANALOG®

SEV 5.DIM.300













SLEEVE (belongs to DIM ANALOG)

plaster model

DIM 5.XSL.A10





<p>NT-PREFORM® incl. coloured milling screw</p>	<p>SEV 10.Mi3.000.05</p>	
<p>SCAN BODY 3D-GUIDE® for intra + extra oral scanning</p>	<p>SEV 9.S3D3.000</p>	
<p>NT-MILL LAB ANALOG for NT-Preform®</p>	<p>SEV 5.La3.000</p>	
<p>COLOURED MILLING SCREW for NT-Preform®</p>	<p>SEV 6.Sc3.000</p>	
<p>ABUTMENT SCREW</p>  <p>Overview of all screwdrivers on pages 344 and 345</p>	<p>SEV 603000</p>	
<p>DIM ANALOG®</p>	<p>SEV 5.DIM.300</p>	
<p>SLEEVE (belongs to DIM ANALOG®) plaster model</p>	<p>DIM 5.XSL.A10</p>	
<p>ABUTMENT GRIP for NT-Holder fixture</p>	<p>W 12.100.000</p>	
<p>CUSTOMIZED ABUTMENT milled by NT-iDent</p> <p>Not available in the USA</p>	<p>TZ15.TiO.Si1</p>	

SEV-SERIES

2-CONNECT®-ABUTMENT SET (STRAIGHT)

incl. 2-CONnect®-Coping and Coping-screw

GH 0,5 mm SEV-2CON 8030001S

GH 2,5 mm SEV-2CON 8030002S



2-CONNECT®-ABUTMENT

Male Part

GH 0,5 mm SEV-2CON 8030001M

GH 2,5 mm SEV-2CON 8030002M



2-CONNECT®-SCAN BODY 3D-GUIDE®

for intra + extra oral scanning

KS 61 = 1,8 mm

2CON 9.S3D1.800



2-CONNECT®-COPING

Female Part

2CON F-U



COPING-SCREW

Recommended tightening torques: 20 Ncm

KS 61



2-CONNECT®-DIM ANALOG®

KS 61 = 1,8 mm

2CON 5.DIM.180



SLEEVE (belongs to DIM ANALOG®)

plaster model

DIM 5.XSL.A30



2-CONNECT®-IMPLANT PICK-UP

integrated screw

KS 61 = 1,8 mm

2CON TR-00021.8



2-CONNECT®-LAB ANALOG

KS 61 = 1,8 mm

2CON 5.La1.800





<p>2-CONNECT®-ABUTMENT SET (ANGLED) incl. 2-CONnect®-Coping, mounting aid, Coping-screw and Male Part Screw, angled 20°, Gingiva Height 2,5 mm</p>	SEV-2CON 80300A3S	
<p>2-CONNECT®-ABUTMENT angled 20°, Gingiva Height 2,5 mm Male Part incl. screw, mounting aid</p>	SEV-2CON 80300A3M	
<p>2-CONNECT®-SCAN BODY 3D-GUIDE® for intra + extra oral scanning KS 62 = 1,6 mm</p>	2CON 9.S3D1.600	
<p>2-CONNECT®-COPING Female Part</p>	2CON F-U	
<p>COPING-SCREW Recommended tightening torques: 15 Ncm</p>	KS 62	
<p>MALE PART SCREW for angled 20° 2-CONnect® Abutment Recommended tightening torques: 20 Ncm</p>	SEV 6.Ms3.000	
<p>2-CONNECT®-DIM ANALOG® KS 62 = 1,6 mm</p>	2CON 5.DIM.160	
<p>SLEEVE (belongs to DIM ANALOG®) plaster model</p>	DIM 5.XSL.A30	
<p>2-CONNECT®-IMPLANT PICK-UP integrated screw KS 62 = 1,6 mm</p>	2CON TR-00031.6	
<p>2-CONNECT®-LAB ANALOG KS 62 = 1,6 mm</p>	2CON 5.La1.600	

SEV-SERIES

TITANIUM BASE

incl. screw

SEV 80360000



SCAN BODY 3D-GUIDE®

for intra + extra oral scanning

SEV 9.S3D3.600



NT-MILL LAB ANALOG

SEV 5.La3.600




IMPLANT PICK-UP

for open-tray with integrated screw

SEV TR-00023.6



ABUTMENT SCREW



Overview of all screwdrivers on pages 344 and 345

SEV 603600



DIM ANALOG®

SEV 5.DIM.360













SLEEVE (belongs to DIM ANALOG)

plaster model

DIM 5.XSL.A10





<p>NT-PREFORM® incl. coloured milling screw</p>	<p>SEV 10.Mi3.600.05</p>	
<p>SCAN BODY 3D-GUIDE® for intra + extra oral scanning</p>	<p>SEV 9.S3D3.600</p>	
<p>NT-MILL LAB ANALOG for NT-Preform®</p>	<p>SEV 5.La3.600</p>	 groove
<p>COLOURED MILLING SCREW for NT-Preform®</p>	<p>SEV 6.Sc3.600</p>	
<p>ABUTMENT SCREW</p>  <p>Overview of all screwdrivers on pages 344 and 345</p>	<p>SEV 603600</p>	
<p>DIM ANALOG®</p>	<p>SEV 5.DIM.360</p>	
<p>SLEEVE (belongs to DIM ANALOG®) plaster model</p>	<p>DIM 5.XSL.A10</p>	
<p>ABUTMENT GRIP for NT-Holder fixture</p>	<p>W 12.100.000</p>	
<p>CUSTOMIZED ABUTMENT milled by NT-iDent</p> <p>Not available in the USA</p>	<p>TZ15.TiO.Si1</p>	

SEV-SERIES

2-CONNECT®-ABUTMENT SET (STRAIGHT)

incl. 2-CONnect®-Coping and Coping-screw

GH 0,5 mm SEV-2CON 8036001S

GH 2,5 mm SEV-2CON 8036002S



2-CONNECT®-ABUTMENT

Male Part

GH 0,5 mm SEV-2CON 8036001M

GH 2,5 mm SEV-2CON 8036002M



2-CONNECT®-SCAN BODY 3D-GUIDE®

for intra + extra oral scanning

KS 61 = 1,8 mm

2CON 9.S3D1.800



2-CONNECT®-COPING

Female Part

2CON F-U



COPING-SCREW

Recommended tightening torques: 20 Ncm

KS 61



2-CONNECT®-DIM ANALOG®

KS 61 = 1,8 mm

2CON 5.DIM.180



SLEEVE (belongs to DIM ANALOG®)

plaster model

DIM 5.XSL.A30



2-CONNECT®-IMPLANT PICK-UP

integrated screw

KS 61 = 1,8 mm

2CON TR-00021.8



2-CONNECT®-LAB ANALOG

KS 61 = 1,8 mm

2CON 5.La1.800





<p>2-CONNECT®-ABUTMENT SET (ANGLED) incl. 2-CONnect®-Coping, mounting aid, Coping-screw and Male Part Screw, angled 20°, Gingiva Height 2,5 mm</p>	<p>SEV-2CON 80360A3S</p>	
<p>2-CONNECT®-ABUTMENT angled 20°, Gingiva Height 2,5 mm Male Part incl. screw, mounting aid</p>	<p>SEV-2CON 80360A3M</p>	
<p>2-CONNECT®-SCAN BODY 3D-GUIDE® for intra + extra oral scanning KS 62 = 1,6 mm</p>	<p>2CON 9.S3D1.600</p>	
<p>2-CONNECT®-COPING Female Part</p>	<p>2CON F-U</p>	
<p>COPING-SCREW Recommended tightening torques: 15 Ncm</p>	<p>KS 62</p>	
<p>MALE PART SCREW for angled 20° 2-CONnect® Abutment Recommended tightening torques: 20 Ncm</p>	<p>SEV 6.Ms3.600</p>	
<p>2-CONNECT®-DIM ANALOG® KS 62 = 1,6 mm</p>	<p>2CON 5.DIM.160</p>	
<p>SLEEVE (belongs to DIM ANALOG®) plaster model</p>	<p>DIM 5.XSL.A30</p>	
<p>2-CONNECT®-IMPLANT PICK-UP integrated screw KS 62 = 1,6 mm</p>	<p>2CON TR-00031.6</p>	
<p>2-CONNECT®-LAB ANALOG KS 62 = 1,6 mm</p>	<p>2CON 5.La1.600</p>	

SEV
SERIES

Notice: Products indicated with ® and ™ are registered brand names of the respective manufactures.

SEV-SERIES

TITANIUM BASE

incl. screw

SEV 80420000



SCAN BODY 3D-GUIDE®

for intra + extra oral scanning

SEV 9.S3D4.200



NT-MILL LAB ANALOG

SEV 5.La4.200




IMPLANT PICK-UP

for open-tray with integrated screw

SEV TR-00034.2



ABUTMENT SCREW



Overview of all screwdrivers on pages 344 and 345

SEV 604200



DIM ANALOG®

SEV 5.DIM.420













SLEEVE (belongs to DIM ANALOG)

plaster model

DIM 5.XSL.A20





<p>NT-PREFORM® incl. coloured milling screw</p>	<p>SEV 10.Mi4.200.05</p>	
<p>SCAN BODY 3D-GUIDE® for intra + extra oral scanning</p>	<p>SEV 9.S3D4.200</p>	
<p>NT-MILL LAB ANALOG for NT-Preform®</p>	<p>SEV 5.La4.200</p>	
<p>COLOURED MILLING SCREW for NT-Preform®</p>	<p>SEV 6.Sc4.200</p>	
<p>ABUTMENT SCREW</p>  <p>Overview of all screwdrivers on pages 344 and 345</p>	<p>SEV 604200</p>	
<p>DIM ANALOG®</p>	<p>SEV 5.DIM.420</p>	
<p>SLEEVE (belongs to DIM ANALOG®) plaster model</p>	<p>DIM 5.XSL.A20</p>	
<p>ABUTMENT GRIP for NT-Holder fixture</p>	<p>W 12.200.000</p>	
<p>CUSTOMIZED ABUTMENT milled by NT-iDent</p> <p>Not available in the USA</p>	<p>TZ15.TiO.Si1</p>	

SEV-SERIES

2-CONNECT®-ABUTMENT SET (STRAIGHT)

incl. 2-CONnect®-Coping and Coping-screw

GH 0,5 mm SEV-2CON 8042001S

GH 2,5 mm SEV-2CON 8042002S



2-CONNECT®-ABUTMENT

Male Part

GH 0,5 mm SEV-2CON 8042001M

GH 2,5 mm SEV-2CON 8042002M



2-CONNECT®-SCAN BODY 3D-GUIDE®

for intra + extra oral scanning

KS 61 = 1,8 mm

2CON 9.S3D1.800



2-CONNECT®-COPING

Female Part

2CON F-U



COPING-SCREW

Recommended tightening torques: 20 Ncm

KS 61



2-CONNECT®-DIM ANALOG®

KS 61 = 1,8 mm

2CON 5.DIM.180



SLEEVE (belongs to DIM ANALOG®)

plaster model

DIM 5.XSL.A30



2-CONNECT®-IMPLANT PICK-UP

integrated screw

KS 61 = 1,8 mm

2CON TR-00021.8



2-CONNECT®-LAB ANALOG

KS 61 = 1,8 mm

2CON 5.La1.800





<p>2-CONNECT®-ABUTMENT SET (ANGLED) incl. 2-CONnect®-Coping, mounting aid, Coping-screw and Male Part Screw, angled 20°, Gingiva Height 2,5 mm</p>	<p>SEV-2CON 80420A3S</p>	
<p>2-CONNECT®-ABUTMENT angled 20°, Gingiva Height 2,5 mm Male Part incl. screw, mounting aid</p>	<p>SEV-2CON 80420A3M</p>	
<p>2-CONNECT®-SCAN BODY 3D-GUIDE® for intra + extra oral scanning KS 62 = 1,6 mm</p>	<p>2CON 9.S3D1.600</p>	
<p>2-CONNECT®-COPING Female Part</p>	<p>2CON F-U</p>	
<p>COPING-SCREW Recommended tightening torques: 15 Ncm</p>	<p>KS 62</p>	
<p>MALE PART SCREW for angled 20° 2-CONnect® Abutment Recommended tightening torques: 20 Ncm</p>	<p>SEV 6.Ms4.200</p>	
<p>2-CONNECT®-DIM ANALOG® KS 62 = 1,6 mm</p>	<p>2CON 5.DIM.160</p>	
<p>SLEEVE (belongs to DIM ANALOG®) plaster model</p>	<p>DIM 5.XSL.A30</p>	
<p>2-CONNECT®-IMPLANT PICK-UP integrated screw KS 62 = 1,6 mm</p>	<p>2CON TR-00031.6</p>	
<p>2-CONNECT®-LAB ANALOG KS 62 = 1,6 mm</p>	<p>2CON 5.La1.600</p>	

SEV-SERIES

TITANIUM BASE

incl. screw

SEV 80480000



SCAN BODY 3D-GUIDE®

for intra + extra oral scanning

SEV 9.S3D4.800



NT-MILL LAB ANALOG

SEV 5.La4.800




IMPLANT PICK-UP

for open-tray with integrated screw

SEV TR-00044.8



ABUTMENT SCREW



Overview of all screwdrivers on pages 344 and 345

SEV 604854



DIM ANALOG®

SEV 5.DIM.480













SLEEVE (belongs to DIM ANALOG)

plaster model

DIM 5.XSL.A30





<p>NT-PREFORM® incl. coloured milling screw</p>	<p>SEV 10.Mi4.800.05</p>	
<p>SCAN BODY 3D-GUIDE® for intra + extra oral scanning</p>	<p>SEV 9.S3D4.800</p>	
<p>NT-MILL LAB ANALOG for NT-Preform®</p>	<p>SEV 5.La4.800</p>	
<p>COLOURED MILLING SCREW for NT-Preform®</p>	<p>SEV 6.Sc4.854</p>	
<p>ABUTMENT SCREW</p>  <p>Overview of all screwdrivers on pages 344 and 345</p>	<p>SEV 604854</p>	
<p>DIM ANALOG®</p>	<p>SEV 5.DIM.480</p>	
<p>SLEEVE (belongs to DIM ANALOG®) plaster model</p>	<p>DIM 5.XSL.A30</p>	
<p>ABUTMENT GRIP for NT-Holder fixture</p>	<p>W 12.300.000</p>	
<p>CUSTOMIZED ABUTMENT milled by NT-iDent</p> <p style="color: orange;">Not available in the USA</p>	<p>TZ15.TiO.Si1</p>	

SEV-SERIES

2-CONNECT®-ABUTMENT SET (STRAIGHT)

incl. 2-CONnect®-Coping and Coping-screw

GH 0,5 mm SEV-2CON 8048001S

GH 2,5 mm SEV-2CON 8048002S



2-CONNECT®-ABUTMENT

Male Part

GH 0,5 mm SEV-2CON 8048001M

GH 2,5 mm SEV-2CON 8048002M



2-CONNECT®-SCAN BODY 3D-GUIDE®

for intra + extra oral scanning

KS 61 = 1,8 mm

2CON 9.S3D1.800



2-CONNECT®-COPING

Female Part

2CON F-U



COPING-SCREW

Recommended tightening torques: 20 Ncm

KS 61



2-CONNECT®-DIM ANALOG®

KS 61 = 1,8 mm

2CON 5.DIM.180



SLEEVE (belongs to DIM ANALOG®)

plaster model

DIM 5.XSL.A30



2-CONNECT®-IMPLANT PICK-UP

integrated screw

KS 61 = 1,8 mm

2CON TR-00021.8













2-CONNECT®-LAB ANALOG

KS 61 = 1,8 mm

2CON 5.La1.800





<p>2-CONNECT®-ABUTMENT SET (ANGLED) incl. 2-CONnect®-Coping, mounting aid, Coping-screw and Male Part Screw, angled 20°, Gingiva Height 2,5 mm</p>	<p>SEV-2CON 80480A3S</p>	
<p>2-CONNECT®-ABUTMENT angled 20°, Gingiva Height 2,5 mm Male Part incl. screw, mounting aid</p>	<p>SEV-2CON 80480A3M</p>	
<p>2-CONNECT®-SCAN BODY 3D-GUIDE® for intra + extra oral scanning KS 62 = 1,6 mm</p>	<p>2CON 9.S3D1.600</p>	
<p>2-CONNECT®-COPING Female Part</p>	<p>2CON F-U</p>	
<p>COPING-SCREW Recommended tightening torques: 15 Ncm</p>	<p>KS 62</p>	
<p>MALE PART SCREW for angled 20° 2-CONnect® Abutment Recommended tightening torques: 20 Ncm</p>	<p>SEV 6.Ms4.854</p>	
<p>2-CONNECT®-DIM ANALOG® KS 62 = 1,6 mm</p>	<p>2CON 5.DIM.160</p>	
<p>SLEEVE (belongs to DIM ANALOG®) plaster model</p>	<p>DIM 5.XSL.A30</p>	
<p>2-CONNECT®-IMPLANT PICK-UP integrated screw KS 62 = 1,6 mm</p>	<p>2CON TR-00031.6</p>	
<p>2-CONNECT®-LAB ANALOG KS 62 = 1,6 mm</p>	<p>2CON 5.La1.600</p>	

SEV-SERIES

TITANIUM BASE

incl. screw

SEV 80540000



SCAN BODY 3D-GUIDE®

for intra + extra oral scanning

SEV 9.S3D5.400



NT-MILL LAB ANALOG

SEV 5.La5.400




IMPLANT PICK-UP

for open-tray with integrated screw

SEV TR-00055.4



ABUTMENT SCREW



Overview of all screwdrivers on pages 344 and 345

SEV 604854



DIM ANALOG®

SEV 5.DIM.540













SLEEVE (belongs to DIM ANALOG)

plaster model

DIM 5.XSL.A30





<p>NT-PREFORM® incl. coloured milling screw</p>	<p>SEV 10.Mi5.400.05</p>	
<p>SCAN BODY 3D-GUIDE® for intra + extra oral scanning</p>	<p>SEV 9.S3D5.400</p>	
<p>NT-MILL LAB ANALOG for NT-Preform®</p>	<p>SEV 5.La5.400</p>	
<p>COLOURED MILLING SCREW for NT-Preform®</p>	<p>SEV 6.Sc4.854</p>	
<p>ABUTMENT SCREW</p>  <p>Overview of all screwdrivers on pages 344 and 345</p>	<p>SEV 604854</p>	
<p>DIM ANALOG®</p>	<p>SEV 5.DIM.540</p>	
<p>SLEEVE (belongs to DIM ANALOG®) plaster model</p>	<p>DIM 5.XSL.A30</p>	
<p>ABUTMENT GRIP for NT-Holder fixture</p>	<p>W 12.300.000</p>	
<p>CUSTOMIZED ABUTMENT milled by NT-iDent</p> <p>Not available in the USA</p>	<p>TZ15.TiO.Si1</p>	

SEV-SERIES

2-CONNECT®-ABUTMENT SET (STRAIGHT)

incl. 2-CONnect®-Coping and Coping-screw

GH 0,5 mm SEV-2CON 8054001S

GH 2,5 mm SEV-2CON 8054002S



2-CONNECT®-ABUTMENT

Male Part

GH 0,5 mm SEV-2CON 8054001M

GH 2,5 mm SEV-2CON 8054002M



2-CONNECT®-SCAN BODY 3D-GUIDE®

for intra + extra oral scanning

KS 61 = 1,8 mm

2CON 9.S3D1.800



2-CONNECT®-COPING

Female Part

2CON F-U



COPING-SCREW

Recommended tightening torques: 20 Ncm

KS 61



2-CONNECT®-DIM ANALOG®

KS 61 = 1,8 mm

2CON 5.DIM.180



SLEEVE (belongs to DIM ANALOG®)

plaster model

DIM 5.XSL.A30



2-CONNECT®-IMPLANT PICK-UP

integrated screw

KS 61 = 1,8 mm

2CON TR-00021.8



2-CONNECT®-LAB ANALOG

KS 61 = 1,8 mm

2CON 5.La1.800






<p>2-CONNECT®-ABUTMENT SET (ANGLED) incl. 2-CONnect®-Coping, mounting aid, Coping-screw and Male Part Screw, angled 20°, Gingiva Height 2,5 mm</p>	<p>SEV-2CON 80540A3S</p>	
<p>2-CONNECT®-ABUTMENT angled 20°, Gingiva Height 2,5 mm Male Part incl. screw, mounting aid</p>	<p>SEV-2CON 80540A3M</p>	
<p>2-CONNECT®-SCAN BODY 3D-GUIDE® for intra + extra oral scanning KS 62 = 1,6 mm</p>	<p>2CON 9.S3D1.600</p>	
<p>2-CONNECT®-COPING Female Part</p>	<p>2CON F-U</p>	
<p>COPING-SCREW Recommended tightening torques: 15 Ncm</p>	<p>KS 62</p>	
<p>MALE PART SCREW for angled 20° 2-CONnect® Abutment Recommended tightening torques: 20 Ncm</p>	<p>SEV 6.Ms4.854</p>	
<p>2-CONNECT®-DIM ANALOG® KS 62 = 1,6 mm</p>	<p>2CON 5.DIM.160</p>	
<p>SLEEVE (belongs to DIM ANALOG®) plaster model</p>	<p>DIM 5.XSL.A30</p>	
<p>2-CONNECT®-IMPLANT PICK-UP integrated screw KS 62 = 1,6 mm</p>	<p>2CON TR-00031.6</p>	
<p>2-CONNECT®-LAB ANALOG KS 62 = 1,6 mm</p>	<p>2CON 5.La1.600</p>	

SEV
SERIES

T-SERIES

compatible to:


DENTSPLY Implants[®]
Xive[®]



PLATFORMS:




3,4 mm



3,8 mm



4,5 mm



5,5 mm

T-SERIES

TITANIUM BASE

incl. screw

T 800



SCAN BODY 3D-GUIDE®

for intra + extra oral scanning

T 9.S3D3.400



LAB ANALOG

T 50



IMPLANT PICK-UP

for open-tray with integrated screw

T TR-00013.4



ABUTMENT SCREW



Overview of all screwdrivers on pages 344 and 345

T 60



DIM ANALOG®

T 5.DIM.340




SLEEVE (belongs to DIM ANALOG)

plaster model

DIM 5.XSL.A10





<p>NT-PREFORM® incl. coloured milling screw</p>	<p>GH 0,5 mm T 10.Mi3.400.05 GH 1,3 mm T 10.Mi3.400</p>	
<p>SCAN BODY 3D-GUIDE® for intra + extra oral scanning</p>	<p>T 9.S3D3.400</p>	
<p>NT-MILL LAB ANALOG for NT-Preform®</p>	<p>T 5.La3.400</p>	
<p>COLOURED MILLING SCREW for NT-Preform®</p>	<p>T 6.Sc3.455</p>	
<p>ABUTMENT SCREW</p>  <p>Overview of all screwdrivers on pages 344 and 345</p>	<p>T 60</p>	
<p>DIM ANALOG®</p>	<p>T 5.DIM.340</p>	
<p>SLEEVE (belongs to DIM ANALOG®) plaster model</p>	<p>DIM 5.XSL.A10</p>	
<p>ABUTMENT GRIP for NT-Holder fixture</p>	<p>W 12.100.000</p>	
<p>CUSTOMIZED ABUTMENT milled by NT-iDent</p>	<p>Not available in the USA T Z15.TiO.Si1</p>	

T-SERIES

2-CONNECT®-ABUTMENT SET (STRAIGHT)


incl. 2-CONnect®-Coping and Coping-screw

GH 0,5 mm

T 800 S

GH 2,5 mm

T-2CON 8034002S



2-CONNECT®-ABUTMENT

Male Part

GH 0,5 mm

T 800 M

GH 2,5 mm

T-2CON 8034002M



2-CONNECT®-SCAN BODY 3D-GUIDE®

for intra + extra oral scanning

KS 60 = 1,4 mm

2CON 9.S3D1.400



2-CONNECT®-COPING

Female Part

2CON F-U



COPING-SCREW

Recommended tightening torques: 15 Ncm

KS 60



2-CONNECT®-DIM ANALOG®

KS 60 = 1,4 mm

2CON 5.DIM.140



SLEEVE (belongs to DIM ANALOG®)

plaster model

DIM 5.XSL.A30



2-CONNECT®-IMPLANT PICK-UP

integrated screw

KS 60 = 1,4 mm

2CON TR-00011.4



2-CONNECT®-LAB ANALOG

KS 60 = 1,4 mm

2CON 5.La1.400





<p>2-CONNECT®-ABUTMENT SET (ANGLED) incl. 2-CONnect®-Coping, mounting aid, Coping-screw and Male Part Screw, angled 20°, Gingiva Height 2,5 mm</p>	<p>T-2CON 80340A3S</p>	
<p>2-CONNECT®-ABUTMENT angled 20°, Gingiva Height 2,5 mm Male Part incl. screw, mounting aid</p>	<p>T-2CON 80340A3M</p>	
<p>2-CONNECT®-SCAN BODY 3D-GUIDE® for intra + extra oral scanning KS 62 = 1,6 mm</p>	<p>2CON 9.S3D1.600</p>	
<p>2-CONNECT®-COPING Female Part</p>	<p>2CON F-U</p>	
<p>COPING-SCREW Recommended tightening torques: 15 Ncm</p>	<p>KS 62</p>	
<p>MALE PART SCREW for angled 20° 2-CONnect® Abutment Recommended tightening torques: 20 Ncm</p>	<p>T 6.Ms3.455</p>	
<p>2-CONNECT®-DIM ANALOG® KS 62 = 1,6 mm</p>	<p>2CON 5.DIM.160</p>	
<p>SLEEVE (belongs to DIM ANALOG®) plaster model</p>	<p>DIM 5.XSL.A30</p>	
<p>2-CONNECT®-IMPLANT PICK-UP integrated screw KS 62 = 1,6 mm</p>	<p>2CON TR-00031.6</p>	
<p>2-CONNECT®-LAB ANALOG KS 62 = 1,6 mm</p>	<p>2CON 5.La1.600</p>	

T-SERIES

TITANIUM BASE

incl. screw

T 805



SCAN BODY 3D-GUIDE®

for intra + extra oral scanning

T 9.S3D3.800



LAB ANALOG

T 55



IMPLANT PICK-UP

for open-tray with integrated screw

T TR-00023.8



ABUTMENT SCREW



Overview of all screwdrivers on pages 344 and 345

T 60



DIM ANALOG®

T 5.DIM.380




SLEEVE (belongs to DIM ANALOG)

plaster model

DIM 5.XSL.A20





<p>NT-PREFORM® incl. coloured milling screw</p>	<p>GH 0,5 mm GH 1,3 mm</p>	<p>T 10.Mi3.800.05 T 10.Mi3.800</p>	
<p>SCAN BODY 3D-GUIDE® for intra + extra oral scanning</p>		<p>T 9.S3D3.800</p>	
<p>NT-MILL LAB ANALOG for NT-Preform®</p>		<p>T 5.La3.800</p>	
<p>COLOURED MILLING SCREW for NT-Preform®</p>		<p>T 6.Sc3.455</p>	
<p>ABUTMENT SCREW</p>  <p>Overview of all screwdrivers on pages 344 and 345</p>		<p>T 60</p>	
<p>DIM ANALOG®</p>		<p>T 5.DIM.380</p>	
<p>SLEEVE (belongs to DIM ANALOG®) plaster model</p>		<p>DIM 5.XSL.A20</p>	
<p>ABUTMENT GRIP for NT-Holder fixture</p>		<p>W 12.200.000</p>	
<p>CUSTOMIZED ABUTMENT milled by NT-iDent</p>	<p>Not available in the USA</p>	<p>TZ15.TiO.Si1</p>	

T-SERIES

2-CONNECT®-ABUTMENT SET (STRAIGHT)


incl. 2-CONnect®-Coping and Coping-screw

GH 0,5 mm

T 805 S

GH 2,5 mm

T-2CON 8038002S



2-CONNECT®-ABUTMENT

Male Part

GH 0,5 mm

T 805 M

GH 2,5 mm

T-2CON 8038002M



2-CONNECT®-SCAN BODY 3D-GUIDE®

for intra + extra oral scanning

KS 61 = 1,8 mm

2CON 9.S3D1.800



2-CONNECT®-COPING

Female Part

2CON F-U



COPING-SCREW

Recommended tightening torques: 20 Ncm

KS 61



2-CONNECT®-DIM ANALOG®

KS 61 = 1,8 mm

2CON 5.DIM.180



SLEEVE (belongs to DIM ANALOG®)

plaster model

DIM 5.XSL.A30



2-CONNECT®-IMPLANT PICK-UP

integrated screw

KS 61 = 1,8 mm

2CON TR-00021.8



2-CONNECT®-LAB ANALOG

KS 61 = 1,8 mm

2CON 5.La1.800





<p>2-CONNECT®-ABUTMENT SET (ANGLED) incl. 2-CONnect®-Coping, mounting aid, Coping-screw and Male Part Screw, angled 20°, Gingiva Height 2,5 mm</p>	<p>T-2CON 80380A3S</p>	
<p>2-CONNECT®-ABUTMENT angled 20°, Gingiva Height 2,5 mm Male Part incl. screw, mounting aid</p>	<p>T-2CON 80380A3M</p>	
<p>2-CONNECT®-SCAN BODY 3D-GUIDE® for intra + extra oral scanning KS 62 = 1,6 mm</p>	<p>2CON 9.S3D1.600</p>	
<p>2-CONNECT®-COPING Female Part</p>	<p>2CON F-U</p>	
<p>COPING-SCREW Recommended tightening torques: 15 Ncm</p>	<p>KS 62</p>	
<p>MALE PART SCREW for angled 20° 2-CONnect® Abutment Recommended tightening torques: 20 Ncm</p>	<p>T 6.Ms3.455</p>	
<p>2-CONNECT®-DIM ANALOG® KS 62 = 1,6 mm</p>	<p>2CON 5.DIM.160</p>	
<p>SLEEVE (belongs to DIM ANALOG®) plaster model</p>	<p>DIM 5.XSL.A30</p>	
<p>2-CONNECT®-IMPLANT PICK-UP integrated screw KS 62 = 1,6 mm</p>	<p>2CON TR-00031.6</p>	
<p>2-CONNECT®-LAB ANALOG KS 62 = 1,6 mm</p>	<p>2CON 5.La1.600</p>	

T-SERIES

TITANIUM BASE

incl. screw

T 810



SCAN BODY 3D-GUIDE®

for intra + extra oral scanning

T 9.S3D4.555



LAB ANALOG

T 51



IMPLANT PICK-UP

for open-tray with integrated screw

T TR-00034.5



ABUTMENT SCREW



Overview of all screwdrivers on pages 344 and 345

T 60



DIM ANALOG®

T 5.DIM.450




SLEEVE (belongs to DIM ANALOG)

plaster model

DIM 5.XSL.A20





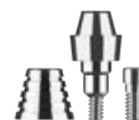
<p>NT-PREFORM® incl. coloured milling screw</p>	<p>GH 0,5 mm T 10.Mi4.500.05 GH 1,3 mm T 10.Mi4.500</p>	
<p>SCAN BODY 3D-GUIDE® for intra + extra oral scanning</p>	<p>T 9.S3D4.555</p>	
<p>NT-MILL LAB ANALOG for NT-Preform®</p>	<p>T 5.La4.500</p>	
<p>COLOURED MILLING SCREW for NT-Preform®</p>	<p>T 6.Sc3.455</p>	
<p>ABUTMENT SCREW</p>  <p>Overview of all screwdrivers on pages 344 and 345</p>	<p>T 60</p>	
<p>DIM ANALOG®</p>	<p>T 5.DIM.450</p>	
<p>SLEEVE (belongs to DIM ANALOG®) plaster model</p>	<p>DIM 5.XSL.A20</p>	
<p>ABUTMENT GRIP for NT-Holder fixture</p>	<p>W 12.200.000</p>	
<p>CUSTOMIZED ABUTMENT milled by NT-iDent</p> <p>Not available in the USA</p>	<p>TZ15.TiO.Si1</p>	

T-SERIES

2-CONNECT®-ABUTMENT SET (STRAIGHT)

incl. 2-CONnect®-Coping and Coping-screw

GH 0,5 mm	T 810 S
GH 2,5 mm	T-2CON 8045002S



2-CONNECT®-ABUTMENT

Male Part

GH 0,5 mm	T 810 M
GH 2,5 mm	T-2CON 8045002M



2-CONNECT®-SCAN BODY 3D-GUIDE®

for intra + extra oral scanning

KS 61 = 1,8 mm

2CON 9.S3D1.800



2-CONNECT®-COPING

Female Part

2CON F-U



COPING-SCREW

Recommended tightening torques: 20 Ncm

KS 61



2-CONNECT®-DIM ANALOG®

KS 61 = 1,8 mm

2CON 5.DIM.180



SLEEVE (belongs to DIM ANALOG®)

plaster model

DIM 5.XSL.A30



2-CONNECT®-IMPLANT PICK-UP

integrated screw

KS 61 = 1,8 mm

2CON TR-00021.8



2-CONNECT®-LAB ANALOG

KS 61 = 1,8 mm

2CON 5.La1.800





<p>2-CONNECT®-ABUTMENT SET (ANGLED) incl. 2-CONnect®-Coping, mounting aid, Coping-screw and Male Part Screw, angled 20°, Gingiva Height 2,5 mm</p>	<p>T-2CON 80450A3S</p>	
<p>2-CONNECT®-ABUTMENT angled 20°, Gingiva Height 2,5 mm Male Part incl. screw, mounting aid</p>	<p>T-2CON 80450A3M</p>	
<p>2-CONNECT®-SCAN BODY 3D-GUIDE® for intra + extra oral scanning KS 62 = 1,6 mm</p>	<p>2CON 9.S3D1.600</p>	
<p>2-CONNECT®-COPING Female Part</p>	<p>2CON F-U</p>	
<p>COPING-SCREW Recommended tightening torques: 15 Ncm</p>	<p>KS 62</p>	
<p>MALE PART SCREW for angled 20° 2-CONnect® Abutment Recommended tightening torques: 20 Ncm</p>	<p>T 6.Ms3.455</p>	
<p>2-CONNECT®-DIM ANALOG® KS 62 = 1,6 mm</p>	<p>2CON 5.DIM.160</p>	
<p>SLEEVE (belongs to DIM ANALOG®) plaster model</p>	<p>DIM 5.XSL.A30</p>	
<p>2-CONNECT®-IMPLANT PICK-UP integrated screw KS 62 = 1,6 mm</p>	<p>2CON TR-00031.6</p>	
<p>2-CONNECT®-LAB ANALOG KS 62 = 1,6 mm</p>	<p>2CON 5.La1.600</p>	

T-SERIES

TITANIUM BASE

incl. screw

T 820



SCAN BODY 3D-GUIDE®

for intra + extra oral scanning

T 9.S3D4.555



LAB ANALOG

T 52



IMPLANT PICK-UP

for open-tray with integrated screw

T TR-00034.5



ABUTMENT SCREW



Overview of all screwdrivers on pages 344 and 345

T 60



DIM ANALOG®

T 5.DIM.550




SLEEVE (belongs to DIM ANALOG)

plaster model

DIM 5.XSL.A30



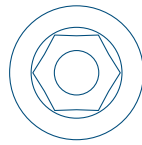


<p>NT-PREFORM® incl. coloured milling screw</p>	<p>GH 0,5 mm T 10.Mi5.500.05 GH 1,3 mm T 10.Mi5.500</p>	
<p>SCAN BODY 3D-GUIDE® for intra + extra oral scanning</p>	<p>T 9.S3D4.555</p>	
<p>NT-MILL LAB ANALOG for NT-Preform®</p>	<p>T 5.La5.500</p>	
<p>COLOURED MILLING SCREW for NT-Preform®</p>	<p>T 6.Sc3.455</p>	
<p>ABUTMENT SCREW</p>  <p>Overview of all screwdrivers on pages 344 and 345</p>	<p>T 60</p>	
<p>DIM ANALOG®</p>	<p>T 5.DIM.550</p>	
<p>SLEEVE (belongs to DIM ANALOG®) plaster model</p>	<p>DIM 5.XSL.A30</p>	
<p>ABUTMENT GRIP for NT-Holder fixture</p>	<p>W 12.300.000</p>	
<p>CUSTOMIZED ABUTMENT milled by NT-iDent</p>	<p>Not available in the USA T Z15.TiO.Si1</p>	


THO-SERIES

compatible to:

Thommen Medical[®]
SPI[®]



PLATFORMS:



3,5 mm



4,0 mm



4,5 mm



5,0 mm



6,0 mm

THO-SERIES

TITANIUM BASE

incl. screw

THO 80350000



SCAN BODY 3D-GUIDE®

for intra + extra oral scanning

THO 9.S3D3.500



NT-MILL LAB ANALOG

THO 5.La3.500




IMPLANT PICK-UP

for open-tray with integrated screw

THO TR-00013.5



ABUTMENT SCREW



Overview of all screwdrivers on pages 344 and 345

THO 603500



DIM ANALOG®

THO 5.DIM.350













SLEEVE (belongs to DIM ANALOG)

plaster model

DIM 5.XSL.A10



<p>NT-PREFORM® incl. coloured milling screw Recommended screwdriver W 11.TH0.MIL 4-socket</p>	<p>THO 10.Mi3.500.05</p>	
<p>SCAN BODY 3D-GUIDE® for intra + extra oral scanning</p>	<p>THO 9.S3D3.500</p>	
<p>NT-MILL LAB ANALOG for NT-Preform®</p>	<p>THO 5.La3.500</p>	
<p>COLOURED MILLING SCREW for NT-Preform® Recommended screwdriver W 11.TH0.MIL 4-socket</p>	<p>THO 6.Sc3.500</p>	
<p>ABUTMENT SCREW</p>  <p>Overview of all screwdrivers on pages 344 and 345</p>	<p>THO 603500</p>	
<p>DIM ANALOG®</p>	<p>THO 5.DIM.350</p>	
<p>SLEEVE (belongs to DIM ANALOG®) plaster model</p>	<p>DIM 5.XSL.A10</p>	
<p>ABUTMENT GRIP for NT-Holder fixture</p>	<p>W 12.100.000</p>	
<p>CUSTOMIZED ABUTMENT milled by NT-iDent</p> <p style="color: red; font-size: small;">Not available in the USA</p>	<p>TZ15.TiO.Si1</p>	

Notice: Products indicated with ® and ™ are registered brand names of the respective manufactures.

THO-SERIES

2-CONNECT®-ABUTMENT SET (STRAIGHT)

incl. 2-CONnect®-Coping and Coping-screw

GH 0,5 mm THO-2CON 8035001S

GH 2,5 mm THO-2CON 8035002S



2-CONNECT®-ABUTMENT

Male Part

GH 0,5 mm THO-2CON 8035001M

GH 2,5 mm THO-2CON 8035002M



2-CONNECT®-SCAN BODY 3D-GUIDE®

for intra + extra oral scanning

KS 60 = 1,4 mm

2CON 9.S3D1.400



2-CONNECT®-COPING

Female Part

2CON F-U



COPING-SCREW

Recommended tightening torques: 15 Ncm

KS 60



2-CONNECT®-DIM ANALOG®

KS 60 = 1,4 mm

2CON 5.DIM.140



SLEEVE (belongs to DIM ANALOG®)

plaster model

DIM 5.XSL.A30



2-CONNECT®-IMPLANT PICK-UP

integrated screw

KS 60 = 1,4 mm

2CON 9.S3D1.400



2-CONNECT®-LAB ANALOG

KS 60 = 1,4 mm

2CON 5.La1.400





<p>2-CONNECT®-ABUTMENT SET (ANGLED) incl. 2-CONnect®-Coping, mounting aid, Coping-screw and Male Part Screw, angled 20°, Gingiva Height 2,5 mm</p>	<p>THO-2CON 80350A3S</p>	
<p>2-CONNECT®-ABUTMENT angled 20°, Gingiva Height 2,5 mm Male Part inclusive Screw mounting aid</p>	<p>THO-2CON 80350A3M</p>	
<p>2-CONNECT®-SCAN BODY 3D-GUIDE® for intra + extra oral scanning KS 62 = 1,6 mm</p>	<p>2CON 9.S3D1.600</p>	
<p>2-CONNECT®-COPING Female Part</p>	<p>2CON F-U</p>	
<p>COPING-SCREW Recommended tightening torques: 15 Ncm</p>	<p>KS 62</p>	
<p>MALE PART SCREW for angled 20° 2-CONnect® Abutment Recommended tightening torques: 20 Ncm</p>	<p>THO 6.Ms3.500</p>	
<p>2-CONNECT®-DIM ANALOG® KS 62 = 1,6 mm</p>	<p>2CON 5.DIM.160</p>	
<p>SLEEVE (belongs to DIM ANALOG®) plaster model</p>	<p>DIM 5.XSL.A30</p>	
<p>2-CONNECT®-IMPLANT PICK-UP integrated screw, KS 62 = 1,6 mm</p>	<p>2CON TR-00031.6</p>	
<p>2-CONNECT®-LAB ANALOG KS 62 = 1,6 mm</p>	<p>2CON 5.La1.600</p>	

THO-SERIES

TITANIUM BASE

incl. screw

THO 80400000



SCAN BODY 3D-GUIDE®

for intra + extra oral scanning

THO 9.S3D4.000



NT-MILL LAB ANALOG

THO 5.La4.000



IMPLANT PICK-UP

for open-tray with integrated screw

THO TR-00024.0



ABUTMENT SCREW



Overview of all screwdrivers on pages 344 and 345

THO 604060



DIM ANALOG®

THO 5.DIM.400













SLEEVE (belongs to DIM ANALOG)

plaster model

DIM 5.XSL.A20





<p>NT-PREFORM® incl. coloured milling screw Recommended screwdriver W 11.TH0.MIL 4-socket</p>	<p>THO 10.Mi4.000.05</p>	
<p>SCAN BODY 3D-GUIDE® for intra + extra oral scanning</p>	<p>THO 9.S3D4.000</p>	
<p>NT-MILL LAB ANALOG for NT-Preform®</p>	<p>THO 5.La4.000</p>	
<p>COLOURED MILLING SCREW for NT-Preform® Recommended screwdriver W 11.TH0.MIL 4-socket</p>	<p>THO 6.Sc4.060</p>	
<p>ABUTMENT SCREW</p>  <p>Overview of all screwdrivers on pages 344 and 345</p>	<p>THO 604060</p>	
<p>DIM ANALOG®</p>	<p>THO 5.DIM.400</p>	
<p>SLEEVE (belongs to DIM ANALOG®) plaster model</p>	<p>DIM 5.XSL.A20</p>	
<p>ABUTMENT GRIP for NT-Holder fixture</p>	<p>W 12.200.000</p>	
<p>CUSTOMIZED ABUTMENT milled by NT-iDent</p> <p>Not available in the USA</p>	<p>TZ15.TiO.Si1</p>	

THO-SERIES

2-CONNECT®-ABUTMENT SET (STRAIGHT)

incl. 2-CONnect®-Coping and Coping-screw

GH 0,5 mm THO-2CON 8040001S

GH 2,5 mm THO-2CON 8040002S



2-CONNECT®-ABUTMENT

Male Part

GH 0,5 mm THO-2CON 8040001M

GH 2,5 mm THO-2CON 8040002M



2-CONNECT®-SCAN BODY 3D-GUIDE®

for intra + extra oral scanning

KS 60 = 1,4 mm

2CON 9.S3D1.400



2-CONNECT®-COPING

Female Part

2CON F-U



COPING-SCREW

Recommended tightening torques: 15 Ncm

KS 60



2-CONNECT®-DIM ANALOG®

KS 60 = 1,4 mm

2CON 5.DIM.140



SLEEVE (belongs to DIM ANALOG®)

plaster model

DIM 5.XSL.A30



2-CONNECT®-IMPLANT PICK-UP

integrated screw

KS 60 = 1,4 mm

2CON 9.S3D1.400













2-CONNECT®-LAB ANALOG

KS 60 = 1,4 mm

2CON 5.La1.400





<p>2-CONNECT®-ABUTMENT SET (ANGLED) incl. 2-CONnect®-Coping, mounting aid, Coping-screw and Male Part Screw, angled 20°, Gingiva Height 2,5 mm</p>	<p>THO-2CON 80400A3S</p>	
<p>2-CONNECT®-ABUTMENT angled 20°, Gingiva Height 2,5 mm Male Part inclusive Screw, mounting aid</p>	<p>THO-2CON 80400A3M</p>	
<p>2-CONNECT®-SCAN BODY 3D-GUIDE® for intra + extra oral scanning KS 62 = 1,6 mm</p>	<p>2CON 9.S3D1.600</p>	
<p>2-CONNECT®-COPING Female Part</p>	<p>2CON F-U</p>	
<p>COPING-SCREW Recommended tightening torques: 15 Ncm</p>	<p>KS 62</p>	
<p>MALE PART SCREW for angled 20° 2-CONnect® Abutment Recommended tightening torques: 20 Ncm</p>	<p>THO 6.Ms4.060</p>	
<p>2-CONNECT®-DIM ANALOG® KS 62 = 1,6 mm</p>	<p>2CON 5.DIM.160</p>	
<p>SLEEVE (belongs to DIM ANALOG®) plaster model</p>	<p>DIM 5.XSL.A30</p>	
<p>2-CONNECT®-IMPLANT PICK-UP integrated screw, KS 62 = 1,6 mm</p>	<p>2CON TR-00031.6</p>	
<p>2-CONNECT®-LAB ANALOG KS 62 = 1,6 mm</p>	<p>2CON 5.La1.600</p>	

THO-SERIES

TITANIUM BASE

incl. screw

THO 80450000



SCAN BODY 3D-GUIDE®

for intra + extra oral scanning

THO 9.S3D4.500



NT-MILL LAB ANALOG

THO 5.La4.500




IMPLANT PICK-UP

for open-tray with integrated screw

THO TR-00034.5



ABUTMENT SCREW



Overview of all screwdrivers on pages 344 and 345

THO 604060



DIM ANALOG®

THO 5.DIM.450













SLEEVE (belongs to DIM ANALOG)

plaster model

DIM 5.XSL.A20





<p>NT-PREFORM® incl. coloured milling screw Recommended screwdriver W 11.TH0.MIL 4-socket</p>	<p>THO 10.Mi4.500.05</p>	
<p>SCAN BODY 3D-GUIDE® for intra + extra oral scanning</p>	<p>THO 9.S3D4.500</p>	
<p>NT-MILL LAB ANALOG for NT-Preform®</p>	<p>THO 5.La4.500</p>	
<p>COLOURED MILLING SCREW for NT-Preform® Recommended screwdriver W 11.TH0.MIL 4-socket</p>	<p>THO 6.Sc4.060</p>	
<p>ABUTMENT SCREW</p>  <p>Overview of all screwdrivers on pages 344 and 345</p>	<p>THO 604060</p>	
<p>DIM ANALOG®</p>	<p>THO 5.DIM.450</p>	
<p>SLEEVE (belongs to DIM ANALOG®) plaster model</p>	<p>DIM 5.XSL.A20</p>	
<p>ABUTMENT GRIP for NT-Holder fixture</p>	<p>W 12.200.000</p>	
<p>CUSTOMIZED ABUTMENT milled by NT-iDent</p> <p>Not available in the USA</p>	<p>TZ15.TiO.Si1</p>	

THO-SERIES

2-CONNECT®-ABUTMENT SET (STRAIGHT)

incl. 2-CONnect®-Coping and Coping-screw

GH 0,5 mm

THO-2CON 8045001S

GH 2,5 mm

THO-2CON 8045002S



2-CONNECT®-ABUTMENT

Male Part

GH 0,5 mm

THO-2CON 8045001M

GH 2,5 mm

THO-2CON 8045002M



2-CONNECT®-SCAN BODY 3D-GUIDE®

for intra + extra oral scanning

KS 61 = 1,8 mm

2CON 9.S3D1.800



2-CONNECT®-COPING

Female Part

2CON F-U



COPING-SCREW

Recommended tightening torques: 20 Ncm

KS 61



2-CONNECT®-DIM ANALOG®

KS 61 = 1,8 mm

2CON 5.DIM.180



SLEEVE (belongs to DIM ANALOG®)

plaster model

DIM 5.XSL.A30



2-CONNECT®-IMPLANT PICK-UP

integrated screw

KS 61 = 1,8 mm

2CON TR-00021.8













2-CONNECT®-LAB ANALOG

KS 61 = 1,8 mm

2CON 5.La1.800



<p>2-CONNECT®-ABUTMENT SET (ANGLED) incl. 2-CONnect®-Coping, mounting aid, Coping-screw and Male Part Screw, angled 20°, Gingiva Height 2,5 mm</p>	<p>THO-2CON 80450A3S</p>	
<p>2-CONNECT®-ABUTMENT angled 20°, Gingiva Height 2,5 mm Male Part inclusive Screw, mounting aid</p>	<p>THO-2CON 80450A3M</p>	
<p>2-CONNECT®-SCAN BODY 3D-GUIDE® for intra + extra oral scanning KS 62 = 1,6 mm</p>	<p>2CON 9.S3D1.600</p>	
<p>2-CONNECT®-COPING Female Part</p>	<p>2CON F-U</p>	
<p>COPING-SCREW Recommended tightening torques: 15 Ncm</p>	<p>KS 62</p>	
<p>MALE PART SCREW for angled 20° 2-CONnect® Abutment Recommended tightening torques: 20 Ncm</p>	<p>THO 6.Ms4.060</p>	
<p>2-CONNECT®-DIM ANALOG® KS 62 = 1,6 mm</p>	<p>2CON 5.DIM.160</p>	
<p>SLEEVE (belongs to DIM ANALOG®) plaster model</p>	<p>DIM 5.XSL.A30</p>	
<p>2-CONNECT®-IMPLANT PICK-UP integrated screw, KS 62 = 1,6 mm</p>	<p>2CON TR-00031.6</p>	
<p>2-CONNECT®-LAB ANALOG KS 62 = 1,6 mm</p>	<p>2CON 5.La1.600</p>	

THO-SERIES

TITANIUM BASE

incl. screw

THO 80500000



SCAN BODY 3D-GUIDE®

for intra + extra oral scanning

THO 9.S3D5.000



NT-MILL LAB ANALOG

THO 5.La5.000



IMPLANT PICK-UP

for open-tray with integrated screw

THO TR-00045.0



ABUTMENT SCREW



Overview of all screwdrivers on pages 344 and 345

THO 604060



DIM ANALOG®

THO 5.DIM.500













SLEEVE (belongs to DIM ANALOG)

plaster model

DIM 5.XSL.A30



<p>NT-PREFORM® incl. coloured milling screw Recommended screwdriver W 11.TH0.MIL 4-socket</p>	<p>THO 10.Mi5.000.05</p>	
<p>SCAN BODY 3D-GUIDE® for intra + extra oral scanning</p>	<p>THO 9.S3D5.000</p>	
<p>NT-MILL LAB ANALOG for NT-Preform®</p>	<p>THO 5.La5.000</p>	
<p>COLOURED MILLING SCREW for NT-Preform® Recommended screwdriver W 11.TH0.MIL 4-socket</p>	<p>THO 6.Sc4.060</p>	
<p>ABUTMENT SCREW</p>  <p>Overview of all screwdrivers on pages 344 and 345</p>	<p>THO 604060</p>	
<p>DIM ANALOG®</p>	<p>THO 5.DIM.500</p>	
<p>SLEEVE (belongs to DIM ANALOG®) plaster model</p>	<p>DIM 5.XSL.A30</p>	
<p>ABUTMENT GRIP for NT-Holder fixture</p>	<p>W 12.300.000</p>	
<p>CUSTOMIZED ABUTMENT milled by NT-iDent</p> <p style="color: red; font-size: small;">Not available in the USA</p>	<p>TZ15.TiO.Si1</p>	

THO-SERIES

2-CONNECT®-ABUTMENT SET (STRAIGHT)

incl. 2-CONnect®-Coping and Coping-screw

GH 0,5 mm THO-2CON 8050001S

GH 2,5 mm THO-2CON 8050002S



2-CONNECT®-ABUTMENT

Male Part

GH 0,5 mm THO-2CON 8050001M

GH 2,5 mm THO-2CON 8050002M



2-CONNECT®-SCAN BODY 3D-GUIDE®

for intra + extra oral scanning

KS 61 = 1,8 mm

2CON 9.S3D1.800



2-CONNECT®-COPING

Female Part

2CON F-U



COPING-SCREW

Recommended tightening torques: 20 Ncm

KS 61



2-CONNECT®-DIM ANALOG®

KS 61 = 1,8 mm

2CON 5.DIM.180



SLEEVE (belongs to DIM ANALOG®)

plaster model

DIM 5.XSL.A30



2-CONNECT®-IMPLANT PICK-UP

integrated screw

KS 61 = 1,8 mm

2CON TR-00021.8



2-CONNECT®-LAB ANALOG

KS 61 = 1,8 mm

2CON 5.La1.800





<p>2-CONNECT®-ABUTMENT SET (ANGLED) incl. 2-CONnect®-Coping, mounting aid, Coping-screw and Male Part Screw, angled 20°, Gingiva Height 2,5 mm</p>	<p>THO-2CON 80500A3S</p>	
<p>2-CONNECT®-ABUTMENT angled 20°, Gingiva Height 2,5 mm Male Part inclusive Screw, mounting aid</p>	<p>THO-2CON 80500A3M</p>	
<p>2-CONNECT®-SCAN BODY 3D-GUIDE® for intra + extra oral scanning KS 62 = 1,6 mm</p>	<p>2CON 9.S3D1.600</p>	
<p>2-CONNECT®-COPING Female Part</p>	<p>2CON F-U</p>	
<p>COPING-SCREW Recommended tightening torques: 15 Ncm</p>	<p>KS 62</p>	
<p>MALE PART SCREW for angled 20° 2-CONnect® Abutment Recommended tightening torques: 20 Ncm</p>	<p>THO 6.Ms4.060</p>	
<p>2-CONNECT®-DIM ANALOG® KS 62 = 1,6 mm</p>	<p>2CON 5.DIM.160</p>	
<p>SLEEVE (belongs to DIM ANALOG®) plaster model</p>	<p>DIM 5.XSL.A30</p>	
<p>2-CONNECT®-IMPLANT PICK-UP integrated screw, KS 62 = 1,6 mm</p>	<p>2CON TR-00031.6</p>	
<p>2-CONNECT®-LAB ANALOG KS 62 = 1,6 mm</p>	<p>2CON 5.La1.600</p>	

THO-SERIES

TITANIUM BASE

incl. screw

THO 80600000



SCAN BODY 3D-GUIDE®

for intra + extra oral scanning

THO 9.S3D6.000



NT-MILL LAB ANALOG

THO 5.La6.000



IMPLANT PICK-UP

for open-tray with integrated screw

THO TR-00056.0



ABUTMENT SCREW



Overview of all screwdrivers on pages 344 and 345

THO 604060



DIM ANALOG®

THO 5.DIM.600













SLEEVE (belongs to DIM ANALOG)

plaster model

DIM 5.XSL.A30



<p>NT-PREFORM® incl. coloured milling screw Recommended screwdriver W 11.TH0.MIL 4-socket</p>	<p>THO 10.Mi6.000.05</p>	
<p>SCAN BODY 3D-GUIDE® for intra + extra oral scanning</p>	<p>THO 9.S3D6.000</p>	
<p>NT-MILL LAB ANALOG for NT-Preform®</p>	<p>THO 5.La6.000</p>	
<p>COLOURED MILLING SCREW for NT-Preform® Recommended screwdriver W 11.TH0.MIL 4-socket</p>	<p>THO 6.Sc4.060</p>	
<p>ABUTMENT SCREW</p>  <p>Overview of all screwdrivers on pages 344 and 345</p>	<p>THO 604060</p>	
<p>DIM ANALOG®</p>	<p>THO 5.DIM.600</p>	
<p>SLEEVE (belongs to DIM ANALOG®) plaster model</p>	<p>DIM 5.XSL.A30</p>	
<p>ABUTMENT GRIP for NT-Holder fixture</p>	<p>W 12.300.000</p>	
<p>CUSTOMIZED ABUTMENT milled by NT-iDent</p> <p style="color: red; font-size: small;">Not available in the USA</p>	<p>TZ15.TiO.Si1</p>	

Notice: Products indicated with ® and ™ are registered brand names of the respective manufactures.

THO-SERIES

2-CONNECT®-ABUTMENT SET (STRAIGHT)

incl. 2-CONnect®-Coping and Coping-screw

GH 0,5 mm

THO-2CON 8060001S

GH 2,5 mm

THO-2CON 8060002S



2-CONNECT®-ABUTMENT

Male Part

GH 0,5 mm

THO-2CON 8060001M

GH 2,5 mm

THO-2CON 8060002M



2-CONNECT®-SCAN BODY 3D-GUIDE®

for intra + extra oral scanning

KS 61 = 1,8 mm

2CON 9.S3D1.800



2-CONNECT®-COPING

Female Part

2CON F-U



COPING-SCREW

Recommended tightening torques: 20 Ncm

KS 61



2-CONNECT®-DIM ANALOG®

KS 61 = 1,8 mm

2CON 5.DIM.180



SLEEVE (belongs to DIM ANALOG®)

plaster model

DIM 5.XSL.A30



2-CONNECT®-IMPLANT PICK-UP

integrated screw

KS 61 = 1,8 mm

2CON TR-00021.8



2-CONNECT®-LAB ANALOG

KS 61 = 1,8 mm

2CON 5.La1.800



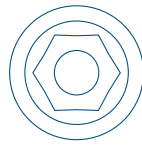


<p>2-CONNECT®-ABUTMENT SET (ANGLED) incl. 2-CONnect®-Coping, mounting aid, Coping-screw and Male Part Screw, angled 20°, Gingiva Height 2,5 mm</p>	<p>THO-2CON 80600A3S</p>	
<p>2-CONNECT®-ABUTMENT angled 20°, Gingiva Height 2,5 mm Male Part inclusive Screw, mounting aid</p>	<p>THO-2CON 80600A3M</p>	
<p>2-CONNECT®-SCAN BODY 3D-GUIDE® for intra + extra oral scanning KS 62 = 1,6 mm</p>	<p>2CON 9.S3D1.600</p>	
<p>2-CONNECT®-COPING Female Part</p>	<p>2CON F-U</p>	
<p>COPING-SCREW Recommended tightening torques: 15 Ncm</p>	<p>KS 62</p>	
<p>MALE PART SCREW for angled 20° 2-CONnect® Abutment Recommended tightening torques: 20 Ncm</p>	<p>THO 6.Ms4.060</p>	
<p>2-CONNECT®-DIM ANALOG® KS 62 = 1,6 mm</p>	<p>2CON 5.DIM.160</p>	
<p>SLEEVE (belongs to DIM ANALOG®) plaster model</p>	<p>DIM 5.XSL.A30</p>	
<p>2-CONNECT®-IMPLANT PICK-UP integrated screw, KS 62 = 1,6 mm</p>	<p>2CON TR-00031.6</p>	
<p>2-CONNECT®-LAB ANALOG KS 62 = 1,6 mm</p>	<p>2CON 5.La1.600</p>	

UPR-SERIES

compatible to:

*Sweden &
Martina Implantology™
Premium Kohno®*



PLATFORMS:



3,3 mm



3,8 mm



4,25 mm



5,0 mm

UPR-SERIES

TITANIUM BASE

incl. screw

UPR 80330000



SCAN BODY 3D-GUIDE®

for intra + extra oral scanning

UPR 9.S3D.3.300



NT-MILL LAB ANALOG

UPR 5.La3.300



IMPLANT PICK-UP

for open-tray with integrated screw

UPR TR-00013.3



ABUTMENT SCREW



Overview of all screwdrivers on pages 344 and 345

UPR 603338



DIM ANALOG®

UPR 5.DIM.330













SLEEVE (belongs to DIM ANALOG)

plaster model

DIM 5.XSL.A10





<p>NT-PREFORM® incl. coloured milling screw</p>	<p>UPR 10.Mi3.300.05</p>	
<p>SCAN BODY 3D-GUIDE® for intra + extra oral scanning</p>	<p>UPR 9.S3D.3.300</p>	
<p>NT-MILL LAB ANALOG for NT-Preform®</p>	<p>UPR 5.La3.300</p>	 <p>groove</p>
<p>COLOURED MILLING SCREW for NT-Preform®</p>	<p>UPR 6.Sc3.338</p>	
<p>ABUTMENT SCREW</p>  <p>Overview of all screwdrivers on pages 344 and 345</p>	<p>UPR 603338</p>	
<p>DIM ANALOG®</p>	<p>UPR 5.DIM.330</p>	
<p>SLEEVE (belongs to DIM ANALOG®) plaster model</p>	<p>DIM 5.XSL.A10</p>	
<p>ABUTMENT GRIP for NT-Holder fixture</p>	<p>W 12.100.000</p>	
<p>CUSTOMIZED ABUTMENT milled by NT-iDent</p> <p>Not available in the USA</p>	<p>TZ15.TiO.Si1</p>	

UPR-SERIES

2-CONNECT®-ABUTMENT SET (STRAIGHT)

incl. 2-CONnect®-Coping and Coping-screw

GH 0,5 mm UPR-2CON 8033001S

GH 2,5 mm UPR-2CON 8033002S



2-CONNECT®-ABUTMENT

Male Part

GH 0,5 mm UPR-2CON 8033001M

GH 2,5 mm UPR-2CON 8033002M



2-CONNECT®-SCAN BODY 3D-GUIDE®

for intra + extra oral scanning

KS 61 = 1,8 mm

2CON 9.S3D1.800



2-CONNECT®-COPING

Female Part

2CON F-U



COPING-SCREW

Recommended tightening torques: 20 Ncm

KS 61



2-CONNECT®-DIM ANALOG®

KS 61 = 1,8 mm

2CON 5.DIM.180



SLEEVE (belongs to DIM ANALOG®)

plaster model

DIM 5.XSL.A30



2-CONNECT®-IMPLANT PICK-UP

integrated screw

KS 61 = 1,8 mm

2CON TR-00021.8



2-CONNECT®-LAB ANALOG

KS 61 = 1,8 mm

2CON 5.La1.800





<p>2-CONNECT®-ABUTMENT SET (ANGLED) incl. 2-CONnect®-Coping, mounting aid, Coping-screw and Male Part Screw, angled 20°, Gingiva Height 2,5 mm</p>	<p>UPR-2CON 80330A3S</p>	
<p>2-CONNECT®-ABUTMENT angled 20°, Gingiva Height 2,5 mm Male Part inclusive Screw, mounting aid</p>	<p>UPR-2CON 80330A3M</p>	
<p>2-CONNECT®-SCAN BODY 3D-GUIDE® for intra + extra oral scanning KS 62 = 1,6 mm</p>	<p>2CON 9.S3D1.600</p>	
<p>2-CONNECT®-COPING Female Part</p>	<p>2CON F-U</p>	
<p>COPING-SCREW Recommended tightening torques: 15 Ncm</p>	<p>KS 62</p>	
<p>MALE PART SCREW for angled 20° 2-CONnect® Abutment Recommended tightening torques: 20 Ncm</p>	<p>UPR 6.Ms.3.338</p>	
<p>2-CONNECT®-DIM ANALOG® KS 62 = 1,6 mm</p>	<p>2CON 5.DIM.160</p>	
<p>SLEEVE (belongs to DIM ANALOG®) plaster model</p>	<p>DIM 5.XSL.A30</p>	
<p>2-CONNECT®-IMPLANT PICK-UP integrated screw, KS 62 = 1,6 mm</p>	<p>2CON TR-00031.6</p>	
<p>2-CONNECT®-LAB ANALOG KS 62 = 1,6 mm</p>	<p>2CON 5.La1.600</p>	

UPR-SERIES

TITANIUM BASE

incl. screw

UPR 80380000



SCAN BODY 3D-GUIDE®

for intra + extra oral scanning

UPR 9.S3D3.800



NT-MILL LAB ANALOG

UPR 5.La3.800



IMPLANT PICK-UP

for open-tray with integrated screw

UPR TR-00023.8



ABUTMENT SCREW



Overview of all screwdrivers on pages 344 and 345

UPR 603338



DIM ANALOG®

UPR 5.DIM.380













SLEEVE (belongs to DIM ANALOG)

plaster model

DIM 5.XSL.A20





<p>NT-PREFORM® incl. coloured milling screw</p>	<p>UPR 10.Mi3.800.05</p>	
<p>SCAN BODY 3D-GUIDE® for intra + extra oral scanning</p>	<p>UPR 9.S3D.3.800</p>	
<p>NT-MILL LAB ANALOG for NT-Preform®</p>	<p>UPR 5.La3.800</p>	
<p>COLOURED MILLING SCREW for NT-Preform®</p>	<p>UPR 6.Sc3.338</p>	
<p>ABUTMENT SCREW</p>  <p>Overview of all screwdrivers on pages 344 and 345</p>	<p>UPR 603338</p>	
<p>DIM ANALOG®</p>	<p>UPR 5.DIM.380</p>	
<p>SLEEVE (belongs to DIM ANALOG®) plaster model</p>	<p>DIM 5.XSL.A20</p>	
<p>ABUTMENT GRIP for NT-Holder fixture</p>	<p>W 12.200.000</p>	
<p>CUSTOMIZED ABUTMENT milled by NT-iDent</p> <p>Not available in the USA</p>	<p>TZ15.TiO.Si1</p>	

UPR-SERIES

2-CONNECT®-ABUTMENT SET (STRAIGHT)

incl. 2-CONnect®-Coping and Coping-screw

GH 0,5 mm UPR-2CON 8038001S

GH 2,5 mm UPR-2CON 8038002S



2-CONNECT®-ABUTMENT

Male Part

GH 0,5 mm UPR-2CON 8038001M

GH 2,5 mm UPR-2CON 8038002M



2-CONNECT®-SCAN BODY 3D-GUIDE®

for intra + extra oral scanning

KS 61 = 1,8 mm

2CON 9.S3D1.800



2-CONNECT®-COPING

Female Part

2CON F-U



COPING-SCREW

Recommended tightening torques: 20 Ncm

KS 61



2-CONNECT®-DIM ANALOG®

KS 61 = 1,8 mm

2CON 5.DIM.180



SLEEVE (belongs to DIM ANALOG®)

plaster model

DIM 5.XSL.A30



2-CONNECT®-IMPLANT PICK-UP

integrated screw

KS 61 = 1,8 mm

2CON TR-00021.8



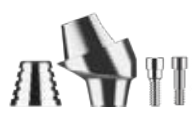









2-CONNECT®-LAB ANALOG

KS 61 = 1,8 mm

2CON 5.La1.800





<p>2-CONNECT®-ABUTMENT SET (ANGLED) incl. 2-CONnect®-Coping, mounting aid, Coping-screw and Male Part Screw, angled 20°, Gingiva Height 2,5 mm</p>	<p>UPR-2CON 80380A3S</p>	
<p>2-CONNECT®-ABUTMENT angled 20°, Gingiva Height 2,5 mm Male Part inclusive Screw, mounting aid</p>	<p>UPR-2CON 80380A3M</p>	
<p>2-CONNECT®-SCAN BODY 3D-GUIDE® for intra + extra oral scanning KS 62 = 1,6 mm</p>	<p>2CON 9.S3D1.600</p>	
<p>2-CONNECT®-COPING Female Part</p>	<p>2CON F-U</p>	
<p>COPING-SCREW Recommended tightening torques: 15 Ncm</p>	<p>KS 62</p>	
<p>MALE PART SCREW for angled 20° 2-CONnect® Abutment Recommended tightening torques: 20 Ncm</p>	<p>UPR 6.Ms.3.338</p>	
<p>2-CONNECT®-DIM ANALOG® KS 62 = 1,6 mm</p>	<p>2CON 5.DIM.160</p>	
<p>SLEEVE (belongs to DIM ANALOG®) plaster model</p>	<p>DIM 5.XSL.A30</p>	
<p>2-CONNECT®-IMPLANT PICK-UP integrated screw, KS 62 = 1,6 mm</p>	<p>2CON TR-00031.6</p>	
<p>2-CONNECT®-LAB ANALOG KS 62 = 1,6 mm</p>	<p>2CON 5.La1.600</p>	

UPR-SERIES

TITANIUM BASE

incl. screw

UPR 80420000



SCAN BODY 3D-GUIDE®

for intra + extra oral scanning

UPR 9.S3D4.200



NT-MILL LAB ANALOG

UPR 5.La4.200



IMPLANT PICK-UP

for open-tray with integrated screw

UPR TR-00034.2



ABUTMENT SCREW



Overview of all screwdrivers on pages 344 and 345

UPR 604250



DIM ANALOG®

UPR 5.DIM.420













SLEEVE (belongs to DIM ANALOG)

plaster model

DIM 5.XSL.A20





<p>NT-PREFORM® incl. coloured milling screw</p>	<p>UPR 10.Mi4.200.05</p>	
<p>SCAN BODY 3D-GUIDE® for intra + extra oral scanning</p>	<p>UPR 9.S3D4.200</p>	
<p>NT-MILL LAB ANALOG for NT-Preform®</p>	<p>UPR 5.La4.200</p>	
<p>COLOURED MILLING SCREW for NT-Preform®</p>	<p>UPR 6.Sc4.250</p>	
<p>ABUTMENT SCREW</p>  <p>Overview of all screwdrivers on pages 344 and 345</p>	<p>UPR 604250</p>	
<p>DIM ANALOG®</p>	<p>UPR 5.DIM.420</p>	
<p>SLEEVE (belongs to DIM ANALOG®) plaster model</p>	<p>DIM 5.XSL.A20</p>	
<p>ABUTMENT GRIP for NT-Holder fixture</p>	<p>W 12.200.000</p>	
<p>CUSTOMIZED ABUTMENT milled by NT-iDent</p> <p style="color: red;">Not available in the USA</p>	<p>TZ15.TiO.Si1</p>	

UPR-SERIES

2-CONNECT®-ABUTMENT SET (STRAIGHT)

incl. 2-CONnect®-Coping and Coping-screw

GH 0,5 mm UPR-2CON 8042001S

GH 2,5 mm UPR-2CON 8042002S



2-CONNECT®-ABUTMENT

Male Part

GH 0,5 mm UPR-2CON 8042001M

GH 2,5 mm UPR-2CON 8042002M



2-CONNECT®-SCAN BODY 3D-GUIDE®

for intra + extra oral scanning

KS 61 = 1,8 mm

2CON 9.S3D1.800



2-CONNECT®-COPING

Female Part

2CON F-U



COPING-SCREW

Recommended tightening torques: 20 Ncm

KS 61



2-CONNECT®-DIM ANALOG®

KS 61 = 1,8 mm

2CON 5.DIM.180



SLEEVE (belongs to DIM ANALOG®)

plaster model

DIM 5.XSL.A30



2-CONNECT®-IMPLANT PICK-UP

integrated screw

KS 61 = 1,8 mm

2CON TR-00021.8



2-CONNECT®-LAB ANALOG

KS 61 = 1,8 mm

2CON 5.La1.800





<p>2-CONNECT®-ABUTMENT SET (ANGLED) incl. 2-CONnect®-Coping, mounting aid, Coping-screw and Male Part Screw, angled 20°, Gingiva Height 2,5 mm</p>	<p>UPR-2CON 80420A3S</p>	
<p>2-CONNECT®-ABUTMENT angled 20°, Gingiva Height 2,5 mm Male Part inclusive Screw, mounting aid</p>	<p>UPR-2CON 80420A3M</p>	
<p>2-CONNECT®-SCAN BODY 3D-GUIDE® for intra + extra oral scanning KS 62 = 1,6 mm</p>	<p>2CON 9.S3D1.600</p>	
<p>2-CONNECT®-COPING Female Part</p>	<p>2CON F-U</p>	
<p>COPING-SCREW Recommended tightening torques: 15 Ncm</p>	<p>KS 62</p>	
<p>MALE PART SCREW for angled 20° 2-CONnect® Abutment Recommended tightening torques: 20 Ncm</p>	<p>UPR 6.Ms4.250</p>	
<p>2-CONNECT®-DIM ANALOG® KS 62 = 1,6 mm</p>	<p>2CON 5.DIM.160</p>	
<p>SLEEVE (belongs to DIM ANALOG®) plaster model</p>	<p>DIM 5.XSL.A30</p>	
<p>2-CONNECT®-IMPLANT PICK-UP integrated screw, KS 62 = 1,6 mm</p>	<p>2CON TR-00031.6</p>	
<p>2-CONNECT®-LAB ANALOG KS 62 = 1,6 mm</p>	<p>2CON 5.La1.600</p>	

UPR-SERIES

TITANIUM BASE

incl. screw

UPR 80500000



SCAN BODY 3D-GUIDE®

for intra + extra oral scanning

UPR 9.S3D5.000



NT-MILL LAB ANALOG

UPR 5.La5.000



IMPLANT PICK-UP

for open-tray with integrated screw

UPR TR-00045.0



ABUTMENT SCREW



Overview of all screwdrivers on pages 344 and 345

UPR 604250



DIM ANALOG®

UPR 5.DIM.500













SLEEVE (belongs to DIM ANALOG)

plaster model

DIM 5.XSL.A30





<p>NT-PREFORM® incl. coloured milling screw</p>	<p>UPR 10.Mi5.000.05</p>	
<p>SCAN BODY 3D-GUIDE® for intra + extra oral scanning</p>	<p>UPR 9.S3D5.000</p>	
<p>NT-MILL LAB ANALOG for NT-Preform®</p>	<p>UPR 5.La5.000</p>	
<p>COLOURED MILLING SCREW for NT-Preform®</p>	<p>UPR 6.Sc4.250</p>	
<p>ABUTMENT SCREW</p>  <p>Overview of all screwdrivers on pages 344 and 345</p>	<p>UPR 604250</p>	
<p>DIM ANALOG®</p>	<p>UPR 5.DIM.500</p>	
<p>SLEEVE (belongs to DIM ANALOG®) plaster model</p>	<p>DIM 5.XSL.A30</p>	
<p>ABUTMENT GRIP for NT-Holder fixture</p>	<p>W 12.300.000</p>	
<p>CUSTOMIZED ABUTMENT milled by NT-iDent</p> <p>Not available in the USA</p>	<p>TZ15.TiO.Si1</p>	

UPR-SERIES

2-CONNECT®-ABUTMENT SET (STRAIGHT)

incl. 2-CONnect®-Coping and Coping-screw

GH 0,5 mm UPR-2CON 8050001S

GH 2,5 mm UPR-2CON 8050002S



2-CONNECT®-ABUTMENT

Male Part

GH 0,5 mm UPR-2CON 8050001M

GH 2,5 mm UPR-2CON 8050002M



2-CONNECT®-SCAN BODY 3D-GUIDE®

for intra + extra oral scanning

KS 61 = 1,8 mm

2CON 9.S3D1.800



2-CONNECT®-COPING

Female Part

2CON F-U



COPING-SCREW

Recommended tightening torques: 20 Ncm

KS 61



2-CONNECT®-DIM ANALOG®

KS 61 = 1,8 mm

2CON 5.DIM.180



SLEEVE (belongs to DIM ANALOG®)

plaster model

DIM 5.XSL.A30



2-CONNECT®-IMPLANT PICK-UP

integrated screw

KS 61 = 1,8 mm

2CON TR-00021.8



2-CONNECT®-LAB ANALOG

KS 61 = 1,8 mm

2CON 5.La1.800



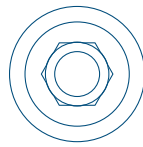


<p>2-CONNECT®-ABUTMENT SET (ANGLED) incl. 2-CONnect®-Coping, mounting aid, Coping-screw and Male Part Screw, angled 20°, Gingiva Height 2,5 mm</p>	<p>UPR-2CON 80500A3S</p>	
<p>2-CONNECT®-ABUTMENT angled 20°, Gingiva Height 2,5 mm Male Part inclusive Screw, mounting aid</p>	<p>UPR-2CON 80500A3M</p>	
<p>2-CONNECT®-SCAN BODY 3D-GUIDE® for intra + extra oral scanning KS 62 = 1,6 mm</p>	<p>2CON 9.S3D1.600</p>	
<p>2-CONNECT®-COPING Female Part</p>	<p>2CON F-U</p>	
<p>COPING-SCREW Recommended tightening torques: 15 Ncm</p>	<p>KS 62</p>	
<p>MALE PART SCREW for angled 20° 2-CONnect® Abutment Recommended tightening torques: 20 Ncm</p>	<p>UPR 6.Ms4.250</p>	
<p>2-CONNECT®-DIM ANALOG® KS 62 = 1,6 mm</p>	<p>2CON 5.DIM.160</p>	
<p>SLEEVE (belongs to DIM ANALOG®) plaster model</p>	<p>DIM 5.XSL.A30</p>	
<p>2-CONNECT®-IMPLANT PICK-UP integrated screw, KS 62 = 1,6 mm</p>	<p>2CON TR-00031.6</p>	
<p>2-CONNECT®-LAB ANALOG KS 62 = 1,6 mm</p>	<p>2CON 5.La1.600</p>	

UTG-SERIES

compatible to:

*Sweden & Martina
Implantology™
Premium TG®*



PLATFORMS:



3,3 - 4,25 mm



5,0 mm

UTG-SERIES

TITANIUM BASE

incl. screw

UTG 80334200



SCAN BODY 3D-GUIDE®

for intra + extra oral scanning

UTG 9.S3D3.342



NT-MILL LAB ANALOG

UTG 5.La3.342




IMPLANT PICK-UP

for open-tray with integrated screw

UTG TR-00013.3



ABUTMENT SCREW



Overview of all screwdrivers on pages 344 and 345

UTG 603342



DIM ANALOG®

UTG 5.DIM.334







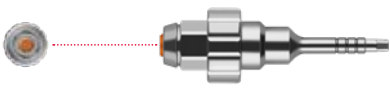





SLEEVE (belongs to DIM ANALOG)

plaster model

DIM 5.XSL.A20





<p>NT-PREFORM® incl. coloured milling screw</p>	<p>UTG 10.Mi3.342.05</p>	
<p>SCAN BODY 3D-GUIDE® for intra + extra oral scanning</p>	<p>UTG 9.S3D3.342</p>	
<p>NT-MILL LAB ANALOG for NT-Preform®</p>	<p>UTG 5.La3.342</p>	
<p>COLOURED MILLING SCREW for NT-Preform®</p>	<p>UTG 6.Sc3.342</p>	
<p>ABUTMENT SCREW</p>  <p>Overview of all screwdrivers on pages 344 and 345</p>	<p>UTG 603342</p>	
<p>DIM ANALOG®</p>	<p>UTG 5.DIM.334</p>	
<p>SLEEVE (belongs to DIM ANALOG®) plaster model</p>	<p>DIM 5.XSL.A20</p>	
<p>ABUTMENT GRIP for NT-Holder fixture</p>	<p>W 12.200.000</p>	
<p>CUSTOMIZED ABUTMENT milled by NT-iDent</p> <p>Not available in the USA</p>	<p>TZ15.TiO.Si1</p>	

UTG-SERIES

2-CONNECT®-ABUTMENT SET (STRAIGHT)

incl. 2-CONnect®-Coping and Coping-screw

GH 0,5 mm UTG-2CON 8033421S

GH 2,5 mm UTG-2CON 8033422S



2-CONNECT®-ABUTMENT

Male Part

GH 0,5 mm UTG-2CON 8033421M

GH 2,5 mm UTG-2CON 8033422M



2-CONNECT®-SCAN BODY 3D-GUIDE®

for intra + extra oral scanning

KS 61 = 1,8 mm

2CON 9.S3D1.800



2-CONNECT®-COPING

Female Part

2CON F-U



COPING-SCREW

Recommended tightening torques: 20 Ncm

KS 61



2-CONNECT®-DIM ANALOG®

KS 61 = 1,8 mm

2CON 5.DIM.180



SLEEVE (belongs to DIM ANALOG®)

plaster model

DIM 5.XSL.A30



2-CONNECT®-IMPLANT PICK-UP

integrated screw

KS 61 = 1,8 mm

2CON TR-00021.8



2-CONNECT®-LAB ANALOG

KS 61 = 1,8 mm

2CON 5.La1.800





2-CONNECT®-ABUTMENT SET (ANGLED)

incl. 2-CONnect®-Coping, mounting aid,
Coping-screw and Male Part Screw, angled 20°,
Gingiva Height 2,5 mm

UTG-2CON 80334A3S



2-CONNECT®-ABUTMENT

angled 20°, Gingiva Height 2,5 mm
Male Part inclusive Screw,
mounting aid

UTG-2CON 80334A3M



2-CONNECT®-SCAN BODY 3D-GUIDE®

for intra + extra oral scanning
KS 62 = 1,6 mm

2CON 9.S3D1.600



2-CONNECT®-COPING

Female Part

2CON F-U



COPING-SCREW

Recommended tightening torques: 15 Ncm

KS 62



MALE PART SCREW

for angled 20° 2-CONnect® Abutment
Recommended tightening torques: 20 Ncm

UTG 6.Ms3.342



2-CONNECT®-DIM ANALOG®

KS 62 = 1,6 mm

2CON 5.DIM.160



SLEEVE (belongs to DIM ANALOG®)

plaster model

DIM 5.XSL.A30



2-CONNECT®-IMPLANT PICK-UP

integrated screw,
KS 62 = 1,6 mm

2CON TR-00031.6



2-CONNECT®-LAB ANALOG

KS 62 = 1,6 mm

2CON 5.La1.600



UTG-SERIES

TITANIUM BASE

incl. screw

UTG 80500000



SCAN BODY 3D-GUIDE®

for intra + extra oral scanning

UTG 9.S3D5.000



NT-MILL LAB ANALOG

UTG 5.La5.000




IMPLANT PICK-UP

for open-tray with integrated screw

UTG TR-00025.0



ABUTMENT SCREW



Overview of all screwdrivers on pages 344 and 345

UTG 605000



DIM ANALOG®

UTG 5.DIM.500







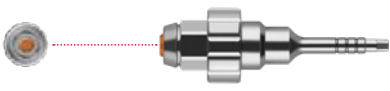





SLEEVE (belongs to DIM ANALOG)

plaster model

DIM 5.XSL.A30





<p>NT-PREFORM® incl. coloured milling screw</p>	<p>UTG 10.Mi5.000.05</p>	
<p>SCAN BODY 3D-GUIDE® for intra + extra oral scanning</p>	<p>UTG 9.S3D5.000</p>	
<p>NT-MILL LAB ANALOG for NT-Preform®</p>	<p>UTG 5.La5.000</p>	
<p>COLOURED MILLING SCREW for NT-Preform®</p>	<p>UTG 6.Sc5.000</p>	
<p>ABUTMENT SCREW</p>  <p>Overview of all screwdrivers on pages 344 and 345</p>	<p>UTG 605000</p>	
<p>DIM ANALOG®</p>	<p>UTG 5.DIM.500</p>	
<p>SLEEVE (belongs to DIM ANALOG®) plaster model</p>	<p>DIM 5.XSL.A30</p>	
<p>ABUTMENT GRIP for NT-Holder fixture</p>	<p>W 12.300.000</p>	
<p>CUSTOMIZED ABUTMENT milled by NT-iDent</p> <p style="color: red; font-size: small;">Not available in the USA</p>	<p>TZ15.TiO.Si1</p>	

UTG-SERIES

2-CONNECT®-ABUTMENT SET (STRAIGHT)

incl. 2-CONnect®-Coping and Coping-screw

GH 0,5 mm UTG-2CON 8050001S

GH 2,5 mm UTG-2CON 8050002S



2-CONNECT®-ABUTMENT

Male Part

GH 0,5 mm UTG-2CON 8050001M

GH 2,5 mm UTG-2CON 8050002M



2-CONNECT®-SCAN BODY 3D-GUIDE®

for intra + extra oral scanning

KS 61 = 1,8 mm

2CON 9.S3D1.800



2-CONNECT®-COPING

Female Part

2CON F-U



COPING-SCREW

Recommended tightening torques: 20 Ncm

KS 61



2-CONNECT®-DIM ANALOG®

KS 61 = 1,8 mm

2CON 5.DIM.180



SLEEVE (belongs to DIM ANALOG®)

plaster model

DIM 5.XSL.A30



2-CONNECT®-IMPLANT PICK-UP

integrated screw

KS 61 = 1,8 mm

2CON TR-00021.8



2-CONNECT®-LAB ANALOG

KS 61 = 1,8 mm

2CON 5.La1.800






2-CONNECT®-ABUTMENT SET (ANGLED)

incl. 2-CONnect®-Coping, mounting aid,
Coping-screw and Male Part Screw, angled 20°,
Gingiva Height 2,5 mm


UTG-2CON 80500A3S



2-CONNECT®-ABUTMENT

angled 20°, Gingiva Height 2,5 mm
Male Part inclusive Screw,
mounting aid

UTG-2CON 80500A3M



2-CONNECT®-SCAN BODY 3D-GUIDE®

for intra + extra oral scanning
KS 62 = 1,6 mm

2CON 9.S3D1.600



2-CONNECT®-COPING

Female Part

2CON F-U



COPING-SCREW

Recommended tightening torques: 15 Ncm

KS 62



MALE PART SCREW

for angled 20° 2-CONnect® Abutment
Recommended tightening torques: 20 Ncm

UTG 6.Ms5.000



2-CONNECT®-DIM ANALOG®

KS 62 = 1,6 mm

2CON 5.DIM.160



SLEEVE (belongs to DIM ANALOG®)
plaster model

DIM 5.XSL.A30



2-CONNECT®-IMPLANT PICK-UP

integrated screw,
KS 62 = 1,6 mm

2CON TR-00031.6



2-CONNECT®-LAB ANALOG


KS 62 = 1,6 mm

2CON 5.La1.600

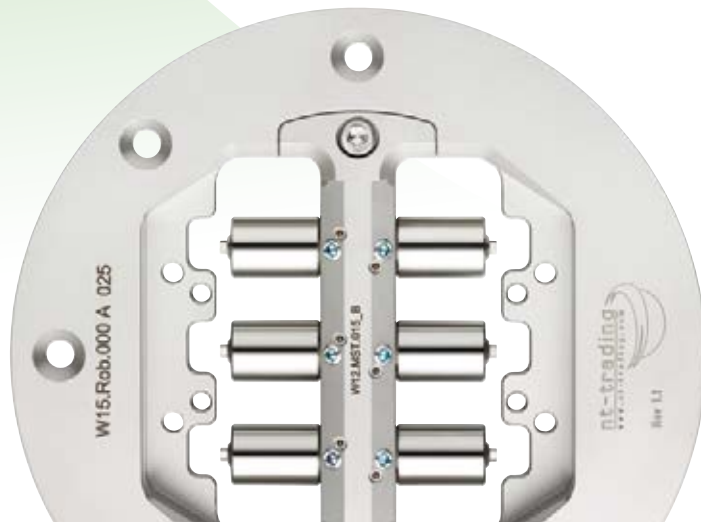


SETS

for several machines



- Avamill-Chrome®
- Datron
- Dental concept systems®
- DMG Sauer ULTRASONIC 20®
- DMLS
- DooWoon
- Dyamach®
- GF Agie Charmilles Mikron HSM
- HAAS Automation
- HINT-ELS
- imes-icore®
- MANIX Dental
- MB Maschinen
- Organical
- PRIMACON
- Roboice Dental
- Röders
- VHF Camfacture
- Willemin-Macodel®
- Wissner
- yendent
- Zfx





CONTENT NT-PREFORM® ACCESSORIES

	ART. NO.	DESCRIPTION
	W 12.100.000	Abutment grip diameter 3,5 mm, 1pc.
	W 12.200.000	Abutment grip diameter 4,3 mm, 1pc.
	W 12.300.000	Abutment grip diameter 5,0 mm, 1pc.
	W 12.Ka0.000	Calibration pin for nt-Preform holder fixture imes-icore®
	W 12.Ka0.140	Calibration pin for nt-Preform holder fixture imes-icore® 140
	W 12.CS0.000	Replacement of cover strip for abutment grip incl. 2 screws
	W 12.Sc0.000	Replacement screws for holder fixture contains: W 12.Sc1.000, W 12.Sc2.000 and grub screws for Abutment grip
	W 12.WS0.000	Tools for holder fixture contains: W 12.We1.000, W 12.We2.000, W 12.We3.000
	W 11.THO.MIL	SCREWDRIVER incl. ISO-Shaft for Torque Ratchet for coloured milling screw THO-Series, 4-socket

ABUTMENT GRIPS

ABUTMENT GRIP – 3,5 MM

W 12.100.000



NO.	ART. NO.	SYSTEM	DESCRIPTION
1	BEG 5.La3.237	BEGO Implant Systems® / Semados® S, RS-RX, RI-Line	nt-Mill Lab Analog 3,2 / 3,7 mm
2	BIO 5.La3.000	BioHorizons® / internal	nt-Mill Lab Analog 3,0 m
3	BIO 5.La3.500	BioHorizons® / internal	nt-Mill Lab Analog 3,5 mm
4	CAM 5.La3.300	Altatec® / Camlog®	nt-Mill Lab Analog 3,3 mm
5	CAM 5.La3.800	Altatec® / Camlog®	nt-Mill Lab Analog 3,8 mm
6	COL 5.La3.300	Altatec® / Conelog®	nt-Mill Lab Analog 3,3 mm
7	E 5.La3.500	Nobel Biocare / Replace Select®	nt-Mill Lab Analog 3,5 mm NP
8	F 5.La3.500	Nobel Biocare / Nobel Active™	nt-Mill Lab Analog 3,5 mm NP
9	H 5.La3.400	Biomet 3i® / Certain®	nt-Mill Lab Analog 3,4 mm
10	HIO 5.La3.500	HIOSEN® / OSSTEM TS®	nt-Mill Analog 3,5mm
11	K 5.La3.500	Nobel Biocare™ / Brånemark®	nt-Mill Lab Analog 3,5 mm
12	L 5.La3.300	Straumann / Bone Level®	nt-Mill Lab Analog 3,3 mm NC
13	MIC 5.La3.300	MIS® / C1®	nt-Mill Analog 3,3 mm
14	MIS 5.La3.300	MIS® / SEVEN®	nt-Mill Analog 3,3 mm
15	N 5.La3.500	Straumann / SynOcta®	nt-Mill Lab Analog 3,5 mm NN
16	R 5.La3.500	Zimmer Dental / Tapered Screw-Vent®	nt-Mill Lab Analog 3,5 mm
17	S 5.La3.540	DENTSPLY Implants® / Astra Tech Implant System OsseoSpeed® TX	nt-Mill Lab Analog 3,5 / 4,0 mm
18	SEV 5.La3.000	DENTSPLY Implants® / Astra Tech Implant System™ EV	nt-Mill Lab Analog 3,0 mm
19	SEV 5.La3.600	DENTSPLY Implants® / Astra Tech Implant System™ EV	nt-Mill Lab Analog 3,6 mm
20	T 5.La3.400	Dentsply-Friadent Frialit/Xive®	nt-Mill Lab Analog 3,4 mm
21	THO 5.La3.500	Thommen Medical® / SPI®	nt-Mill Analog 3,5mm
22	UPR 5.La3.300	Sweden & Martina Implantology™ / Premium Kohno®	nt-Mill Analog 3,3 mm

Notice: Products indicated with ® and ™ are registered brand names of the respective manufactures.

ABUTMENT GRIP – 4,3 MM

W 12.200.000



NO.	ART. NO.	SYSTEM	DESCRIPTION
1	BEG 5.La4.100	BEGO Implant Systems® / Semados® S, RS-RX, RI-Line	nt-Mill Lab Analog 4,1 mm
2	BIO 5.La4.500	BioHorizons® / internal	nt-Mill Lab Analog 4,5 mm
3	BRE 5.La3.540	Bredent Medical® / Sky®	nt-Mill Lab Analog 3,5 / 4,0 mm
4	CAM 5.La4.300	Altatec® / Camlog®	nt-Mill Lab Analog 4,3 mm
5	COL 5.La3.843	Altatec® / Conelog®	nt-Mill Lab Analog 3,8 / 4,3 mm
6	E 5.La4.300	Nobel Biocare / Replace Select®	nt-Mill Lab Analog 4,3 mm RP
7	F 5.La4.350	Nobel Biocare / Nobel Active™	nt-Mill Lab Analog 4,3/5,0 mm RP
8	H 5.La4.100	Biomet 3i® / Certain®	nt-Mill Lab Analog 4,1 mm
9	HIO 5.La4.060	HIOSEN® / OSSTEM TS®	nt-Mill Analog 4,0-6,0mm
10	I 5.La4.100	Biomet 3i® / Osseotite® External Hex®	nt-Mill Lab Analog 4,1 mm
11	K 5.La4.100	Nobel Biocare™ / Brånemark®	nt-Mill Lab Analog 4,1 mm
12	L 5.La4.148	Straumann / Bone Level®	nt-Mill Lab Analog 4,1 / 4,8 mm RC
13	MEX 5.La3.748	Medentis Medical® / ICX®	nt-Mill Analog 4,1/4,8 mm
14	MIC 5.La3.742	MIS® / C1®	nt-Mill Analog 3,75/4,2 mm
15	MIS 5.La3.742	MIS® / SEVEN®	nt-Mill Analog 3,75/4,2 mm
16	N 5.La4.800	Straumann / SynOcta®	nt-Mill Lab Analog 4,8 mm RN
17	NEO 5.La3.555	NEOSS Implant System® / NEOSS™	nt-Mill Analog 3,5-5,5 mm
18	R 5.La4.500	Zimmer Dental / Tapered Screw-Vent®	nt-Mill Lab Analog 4,5 mm
19	S 5.La4.550	DENTSPLY Implants® / Astra Tech Implant System OsseoSpeed® TX	nt-Mill Lab Analog 4,5 / 5,0 mm
20	SEV 5.La4.200	DENTSPLY Implants® / Astra Tech Implant System™ EV	nt-Mill Lab Analog 4,2 mm
21	T 5.La3.800	DENTSPLY Implants® / Xive®	nt-Mill Lab Analog 3,8 mm
22	T 5.La4.500	DENTSPLY Implants® / Xive®	nt-Mill Lab Analog 4,5 mm
23	THO 5.La4.000	Thommen Medical® / SPI®	nt-Mill Analog 4,0 mm
24	THO 5.La4.500	Thommen Medical® / SPI®	nt-Mill Analog 4,5 mm
25	UPR 5.La3.800	Sweden & Martina Implantology™ / Premium Kohno®	nt-Mill Analog 3,8 mm
26	UPR 5.La4.200	Sweden & Martina Implantology™ / Premium Kohno®	nt-Mill Analog 4,25 mm
27	UTG 5.La3.342	Sweden & Martina Implantology™ / Premium TG®	nt-Mill Analog 3,3-4,25 mm

ABUTMENT GRIPS

ABUTMENT GRIP – 5,0 MM

W 12.300.000



NO.	ART. NO.	SYSTEM	DESCRIPTION
1	BEG 5.La4.500	BEGO Implant Systems® / Semados® S, RS-RX, RI-Line	nt-Mill Lab Analog 4,5 mm
2	BEG 5.La5.500	BEGO Implant Systems® / Semados® S, RS-RX, RI-Line	nt-Mill Lab Analog 5,5 mm
3	BIO 5.La5.700	BioHorizons® / internal	nt-Mill Lab Analog 5,7 mm
4	CAM 5.La5.060	Altatec® / Camlog®	nt-Mill Lab Analog 5,0 mm
5	COL 5.La5.000	Altatec® / Conelog®	nt-Mill Lab Analog 5,0 mm
6	E 5.La5.000	Nobel Biocare / Replace Select®	nt-Mill Lab Analog 5,0 mm WP
7	H 5.La5.000	Biomet 3i® / Certain®	nt-Mill Lab Analog 5,0 mm
8	K 5.La5.100	Nobel Biocare™ / Brånemark®	nt-Mill Lab Analog 5,1 mm
9	MIC 5.La5.000	MIS® / C1®	nt-Mill Analog 5,0 mm
10	MIS 5.La5.000	MIS® / SEVEN®	nt-Mill Analog 5,0 mm
11	N 5.La6.500	Straumann / SynOcta®	nt-Mill Lab Analog 6,5 mm WN
12	R 5.La5.700	Zimmer Dental / Tapered Screw-Vent®	nt-Mill Lab Analog 5,7 mm
13	SEV 5.La4.800	DENTSPLY Implants® / Astra Tech Implant System™ EV	nt-Mill Lab Analog 4,8 mm
14	SEV 5.La5.400	DENTSPLY Implants® / Astra Tech Implant System™ EV	nt-Mill Lab Analog 5,4 mm
15	T 5.La5.500	DENTSPLY Implants® / Xive®	nt-Mill Lab Analog 5,5 mm
16	THO 5.La5.000	Thommen Medical® / SPI®	nt-Mill Analog 5,0 mm
17	THO 5.La6.000	Thommen Medical® / SPI®	nt-Mill Analog 6,0 mm
18	UPR 5.La5.000	Sweden & Martina Implantology™ / Premium Kohno®	nt-Mill Analog 5,00 mm
19	UTG 5.La5.000	Sweden & Martina Implantology™ / Premium TG®	nt-Mill Analog 5,0 mm

Notice: Products indicated with ® and ™ are registered brand names of the respective manufactures.



FEATURES:

- Sleeve positioning by retentive fixture, no gluing necessary
- Easy and precise sleeve placement in the surgery guide by using the NT-positioning tool
- The optimized sleeve design also allows the usage in narrow interdental spaces
- A drill mark on the sleeves upper edge facilitates the alignment when inserting into the surgery guide
- NT-trading drill sleeves are released in 3shape® Implant Studio and exoplan Guide Creator for application



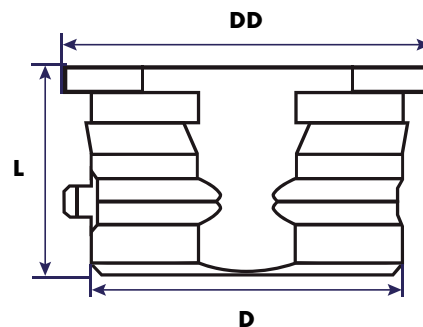
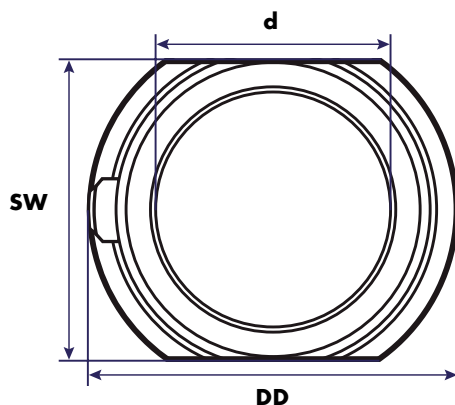
APPLICATION:

- For preparing the implant bed by using implant surgical drills
- Compatible to the appropriate implant surgery sets



TECHNICAL DETAILS:

- Titanium Grade 5 ELI














d = INNER DIAMETER | **D** = OUTER DIAMETER | **DD** = TREAD DIAMETER | **L** = LENGTH | **SW** = WIDTH
 SURGICAL GUIDE SLEEVE TOOLS PAGE 346

SURGICAL GUIDE SLEEVES





Step Drill Sleeves / Pilot Drill Sleeves



SURGICAL GUIDE SLEEVES

	ART. NO.	SYSTEM	d	D	DD	L	SW
	SGS 16.SD4.148	NobelBiocare™ NP	Ø 4,10 mm	4,80 mm	5,80 mm	4,00 mm	4,50 mm
	SGS 16.SD5.060	NobelBiocare™ RP	Ø 5,00 mm	6,00 mm	7,00 mm	4,00 mm	5,70 mm
	SGS 16.SD6.270	NobelBiocare™ WP	Ø 6,20 mm	7,00 mm	8,00 mm	4,00 mm	6,70 mm
	SGS 16.SD3.548	Camlog®	Ø 3,50 mm	4,80 mm	5,80 mm	3,00 mm	4,50 mm
	SGS 16.SD4.563	Camlog®	Ø 4,50 mm	6,00 mm	7,00 mm	3,00 mm	5,70 mm
	SGS 16.SD4.560	Ankylos®/Xive® ND	Ø 4,48 mm	6,00 mm	7,00 mm	4,00 mm	5,70 mm
	SGS 16.SD4.960	Ankylos® WD	Ø 4,90 mm	6,00 mm	7,00 mm	4,00 mm	5,70 mm
	SGS 16.SD5.260	Xive® WD	Ø 5,20 mm	6,00 mm	7,00 mm	4,00 mm	5,70 mm
	SGS 16.SD5.060	Straumann	Ø 5,00 mm	6,00 mm	7,00 mm	4,00 mm	5,70 mm
	SGS 16.SD4.760	Astra	Ø 4,70 mm	6,00 mm	7,00 mm	4,00 mm	5,70 mm
	SGS 16.SD5.770	Astra	Ø 5,70 mm	7,00 mm	8,00 mm	4,00 mm	6,70 mm

SINGLE SLEEVES

	ART. NO.	SYSTEM	d	D	DD	L	SW
	SGS 16.PD2.032	Pilot drill-2,0 mm	2,00 mm	3,20 mm	4,20 mm	4,00 mm	2,90 mm
	SGS 16.PD2.232	Pilot drill-2,2 mm	2,20 mm	3,20 mm	4,20 mm	4,00 mm	2,90 mm
	SGS 16.PD2.332	Pilot drill-2,3 mm	2,35 mm	3,20 mm	4,20 mm	4,00 mm	2,90 mm
	SGS 16.PD2.848	Pilot drill-2,8 mm Straumann	2,80 mm	4,80 mm	5,80 mm	4,00 mm	4,50 mm

d = INNER DIAMETER | D = OUTER DIAMETER | DD = TREAD DIAMETER | L = LENGTH | SW = WIDTH

Notice: Products indicated with ® and ™ are registered brand names of the respective manufactures.

NEXT GENERATION DESIGN – MADE IN GERMANY ///



TOOL SET

in wooden box contains W 11.000.000 Torque ratchet,
 W 11.100.000 Insert Holder, and the inserts W 11.MEX.G01,
 W 11.NEO.G02, W 11.SMU.G03, W 11.THO.G04, W 11.IRS.G10,
 W 11.THC.G20, W 11.Y00.G30, W 11.LN0.G40, W 11.EFK.G50,
 W 11.005.G60, W 11.VAL.G70

W 11.000.001

PROSTHETIC TOOLS

TORQUE RATCHET

continuously adjustable to max. 40 Ncm
ISO-Shaft connection



W 11.000.000

INSERT-HOLDER

for changeable inserts (without ISO-Shaft)
ISO-Shaft connection



W 11.100.000

INSERT

for Insert-Holder and Torque Ratchet
ISO-Shaft for MEX-Series



W 11.MEX.G01

INSERT

for Insert-Holder and Torque Ratchet
ISO-Shaft for NEO-Series



W 11.NEO.G02

INSERT

for Insert-Holder and Torque Ratchet
ISO-Shaft for SEV-, UPR- and UTG-Series



W 11.SMU.G03

INSERT

for Insert-Holder and Torque Ratchet
ISO-Shaft for THO-Series 4-socket



W 11.THO.G04

INSERT

for Insert-Holder and Torque Ratchet
ISO-Shaft for BEG-, BIO-, I-, MIC-, MIS-,
R- and S-Series



W 11.IRS.G10

INSERT

for Insert-Holder and Torque Ratchet
ISO-Shaft for T-, H-, CAM-, COL-, HIO-Series
and DIM-Analog screw nut



W 11.THC.G20

INSERT

for Insert-Holder and Torque Ratchet
ISO-Shaft for Ankylos®



W 11.Y00.G30

INSERT

for Insert-Holder and Torque Ratchet
ISO-Shaft for BRE-, L- and N-Series,
2-CONnect® Coping screws Torx T6



W 11.LN0.G40

INSERT


for Insert-Holder and Torque Ratchet
ISO-Shaft for E-, F- and K-Series



W 11.EFK.G50

INSERT

for Insert-Holder and Torque Ratchet
ISO-Shaft for 2-CONnect®-Male Part straight



W 11.005.G60

INSERT

for Insert-Holder and Torque Ratchet
ISO-Shaft for Validation Jig



W 11.VAL.G70

INSERT

for Insert-Holder and Torque Ratchet ISO-Shaft
for Validation Jig, ball head



W 11.VAL.G75

PROSTHETIC TOOLS



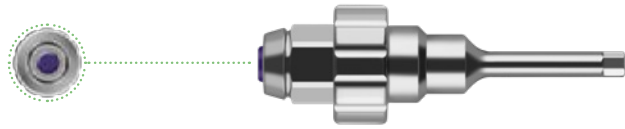
SCREWDRIVER-SET

contains Screwdriver, details as on the following pages:

W 11.000.SET (6 / 11 pieces)

SCREWDRIVER


incl. ISO-Shaft for Torque Ratchet
for 2-CONnect®-Male Part



W 11.2CO.NM0

SCREWDRIVER

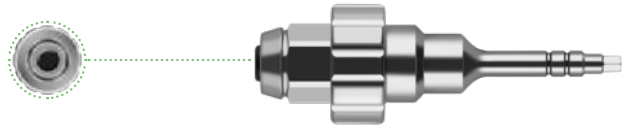
incl. ISO-Shaft for Torque Ratchet
for E-, F- and K-Series UG



W 11.EFK.000

SCREWDRIVER


incl. ISO-Shaft for Torque Ratchet
for BEG-, BIO-, I-, MIC-, MIS-, R- and S-Series



W 11.IRS.000

SCREWDRIVER


incl. ISO-Shaft for Torque Ratchet
for BRE-, L- and N-Series, 2-CONnect®
Coping screws Torx T6



W 11.LN2.COF

SCREWDRIVER


incl. ISO-Shaft for Torque Ratchet
for MEX-Series



W 11.MEX.000

SCREWDRIVER

incl. ISO-Shaft for Torque Ratchet
for NEO-Series

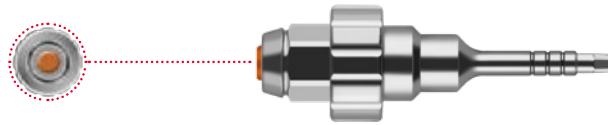


W 11.NEO.000

PROSTHETIC TOOLS

SCREWDRIVER

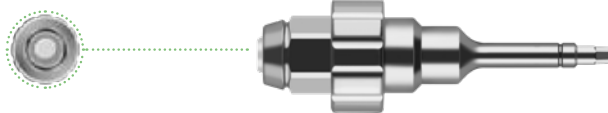
incl. ISO-Shaft for Torque Ratchet
for SEV-, UPR- and UTG-Series



W 11.SEV.SMU

SCREWDRIVER

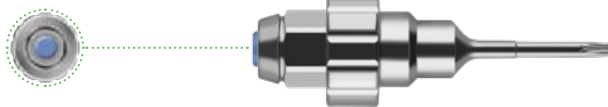
incl. ISO-Shaft for Torque Ratchet
for T-, H-, CAM-, COL-, HIO-Series
and DIM-Analog screw nut



W 11.THC.DIM

SCREWDRIVER

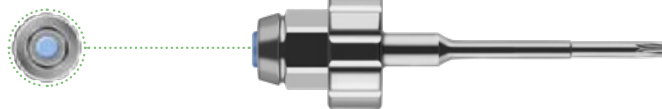
incl. ISO-Shaft for Torque Ratchet
for THO-Series, 4-socket



W 11.THO.000

SCREWDRIVER


incl. ISO-Shaft for Torque Ratchet
for coloured milling screw THO-Series,
4-socket



W 11.THO.MIL


SCREWDRIVER

incl. ISO-Shaft for Torque Ratchet
for Ankylos®




















W 11.Y00.000

SURGICAL GUIDE SLEEVE TOOLS



SURGICAL GUIDE SLEEVES

	ART. NO.	NAME	SYSTEM	d
	W 16.SGS.000	Handle	universal	—
	W 16.SGS.100	Blade	universal	—
	W 16.SGS5.120	SGS Positioning Tool	Pilot drill-2,0 mm	Ø 2,00 mm
	W 16.SGS5.122	SGS Positioning Tool	Pilot drill-2,2 mm	Ø 2,20 mm
	W 16.SGS5.123	SGS Positioning Tool	Pilot drill-2,3 mm	Ø 2,35 mm
	W 16.SGS5.228	SGS Positioning Tool	Pilot drill-2,8 mm Straumann	Ø 2,80 mm
	W 16.SGS5.235	SGS Positioning Tool	Camlog®	Ø 3,50 mm
	W 16.SGS5.241	SGS Positioning Tool	NobelBiocare™ NP	Ø 4,10 mm
	W 16.SGS5.345	SGS Positioning Tool	Ankylos®/Xive® ND	Ø 4,48 mm
	W 16.SGS5.345	SGS Positioning Tool	Camlog®	Ø 4,50 mm
	W 16.SGS5.347	SGS Positioning Tool	Astra	Ø 4,70 mm
	W 16.SGS5.349	SGS Positioning Tool	Ankylos® WD	Ø 4,90 mm
	W 16.SGS5.350	SGS Positioning Tool	NobelBiocare™ RP	Ø 5,00 mm
	W 16.SGS5.350	SGS Positioning Tool	Straumann	Ø 5,00 mm
	W 16.SGS5.352	SGS Positioning Tool	Xive® WD	Ø 5,20 mm
	W 16.SGS5.457	SGS Positioning Tool	Astra	Ø 5,70 mm
	W 16.SGS5.462	SGS Positioning Tool	NobelBiocare™ WP	Ø 6,20 mm

d = INNER DIAMETER

SINTER COMPONENTS

Sinter pearls for dental CAD/CAM technology

SINTERIZATION OF ZR-OXIDE SUBSTRUCTURES



ADVANTAGES:

Sinterization of Zr-oxide substructures. Full ceramics are the answer to patients demands for highly esthetic, metal-free and durable restorations Zr-oxide became a common substructure for dental restorations already quite a while ago. This material features outstanding biocompatibility and mechanical properties Zr-oxide is mechanically machined in its greenstage, taking into consideration the specific shrinkage of this material. The sinterization is optimized for the specific material and is oversized milling relative to the material properties, thus assuring the best possible fit.

Another important factor contributing to a perfect fit is the right choice of support for this to be sintered substructure. Every manufacturer has his own recommendations concerning this supports. Some suggest to sinter on special „pearls“, unfortunately particle size and quality are not always right to by example avoid getting pinched between the interproximals and thus distorting the bridge.

Other solutions favour the use of „drops“, resting on very expensive and fragile support discs. The necessary preparations for this type of support are always time consuming, sometimes even cumbersome and always generating additional costs. A viable alternative are special hi-density and quality sinterization pearls from nt-trading, optimized for crowns and bridges and therefore avoiding the common „pinching“ and distortion problems especially known to bridges.

NT-PEARLS (200 G)

W 14.182.000

Notice: Products indicated with © and ™ are registered brand names of the respective manufactures.

NEXT GENERATION DESIGN – MADE IN GERMANY ///



BENEFITS:

- biocompatible
- MMA and benzoyl peroxide-free
- sterilizable
- high fracture strength
- low thermo conductivity
- low plaque affinity
- for composite veneering
- high abrasion resistance



APPLICATION:

- monolithic crowns
(alternative to metal anatomical crowns)
- implant fixed structures
(bars, abutments, bridges combined with titanium bases) - dental telescopes, bar riders
- individual gingiva forming
- tabletops
- temporary prosthetics
- crowns / bridges (for composite veneering)
- occlusal splints



TECHNICAL DETAILS:

- tensile modulus of elasticity: ≥ 3800 MPa
- density: 1,30 – 1,50 g/cm³
- color: pearl white, A, GUM
- melting temperature: 343 °C
- 14 mm, 18 mm, 23 mm thickness
- diameter 98,5 mm



DENTOKEEP PEEK DISC

Dentokeep PEEK discs for milling fabrication of dentures in CAM process

DENTOKEEP

Dentokeep PEEK Discs are blanks for technical milling manufacture of permanent dentures and prosthetic brace in the CAM process. The derived prosthetic designs are available on the remaining teeth, can be attached to stumps and / or implant abutment provide a basic functional and aesthetic care.



1. PEEK Disc 98.5 mm, pearl white, A, GUM, 14 mm, 18 mm and 23 mm thick
2. For CAD/CAM Technology
3. Clip in prosthetics CAD/CAM
4. Class II product for permanent prosthetic restorations

DENTOKEEP

PEEK Disc
Size 14 mm



Art. No.	12.000.P14	12.00A.P14	12.GUM.P14
Color	Pearl white	A	GUM

DENTOKEEP

PEEK Disc
Size 18 mm



Art. No.	12.000.P18	12.00A.P18	12.GUM.P18
Color	Pearl white	A	GUM

DENTOKEEP

PEEK Disc
Size 23 mm



Art. No.	12.000.P23	12.00A.P23	12.GUM.P23
Color	Pearl white	A	GUM



BENEFITS:

- high edge stability
- abrasion-stable
- high design accuracy
- aging resistant



APPLICATION:

- for milling manufacture of dental master models and saw cut models



TECHNICAL DETAILS:

- color: ivory
- diameter 98,5 mm
- 25 mm, 28 mm, 30 mm thickness



DENTOMODEL DISC

Dentomodel discs for milling fabrication of dental master models in cam process

DENTOMODEL

nt-trading DENTOMODEL blanks are developed especially for the technical milling manufacture of physical dental models based on intra-oral scan data. It provides a high edge stability and design accuracy for dental master models. It´s very abrasion-stable and has no significant dimension change by aging compared to plaster models.

1. Model Disc 98,5 mm, ivory, 25 mm, 28 mm and 30 mm thick
2. Color: Ivory
3. For CAD/CAM Technology Model



DENTOMODEL

MODEL Disc
Size 25 mm



21.000.M25

DENTOMODEL

MODEL Disc
Size 28 mm



21.000.M28

DENTOMODEL

MODEL Disc
Size 30 mm



21.000.M30



ADVANTAGES:

- Optimize composition
- Perfect dosage with proven applicator
- Ultrathin surface coverage of the most common materials in dental technology
- For optical digitization with modern dental scanners
- Economical application
- Water soluble
- Handy size: Volume 75 ml brutto
- Superior scanning results
- Special attractive price
- Graduated prices are possible

NT-OPTISCAN™ SPRAY

W 14.61101

NT-MILLING AND GRINDING TOOLS

nt-trading tools are specially developed for dental CAD/CAM systems with a 3 mm piston. They are up to the high mark to process dental materials and are constant liable to quality checks. Tools coated with titanium-tax are especially qualified for process of dental high-capacity plastics, as well as for process of milling wax. Tools coated with diamonds are especially qualified for process of abrasive materials like zirconium dioxide.



CLAMPING SLEEVE

adaption for grinding shaft from Ø 3,0 mm to Ø 6,0 mm.



11000

—

—

NT-DIABURR

The milling tool coated with diamonds NT-Diaburr offers you a lifetime of at least 350 units while process of ZrO₂ with the milling machine.



Ø 0,6 mm

11100



Ø 1,0 mm

11101



Ø 2,5 mm

11102

NT-UBURR

Universal milling tools are qualified for process of plastics, waxes and ZrO₂. Depending on choice of material. NT-Uburr offers you a lifetime of at least 175 units.



Ø 1,0 mm

11201



Ø 2,5 mm

11202

—

NT-PEKBURR

Special milling tools are qualified for process of PEEK materials like DENTOKEEP, and plastics.



Ø 1,0 mm

11301



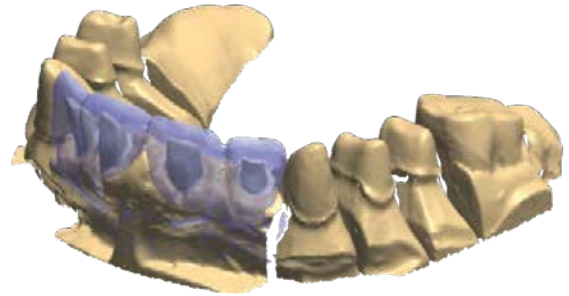

Ø 2,5 mm

11302

—

NT-IQ LIBRARY

*Free digital implant
library for CAD process*



BENEFITS:

The NT-IQ implant library enables you to design individual prosthetic solutions for almost all current implant systems. You are able to fabricate individual milled structures in your own lab, for glued or one-piece structures with a maximum of precision and individuality.

nt-IQ Library contains:

- titanium bases
- 2-CONnect® system
- NT-Preforms® (one-piece abutments)
- DIM Analogs®



APPLICATION:

- individual ceramic abutments on titanium bases
- individual one-piece titanium abutments
- occlusal screwable crowns and bridges
- bars, telescopes
- digital implant model manufacturing by DIM Analogs®



NT-iDENT

*Technology Center –
production of customized
prosthetic solutions in
CAD/CAM process*



SERVICE AT A GLANCE

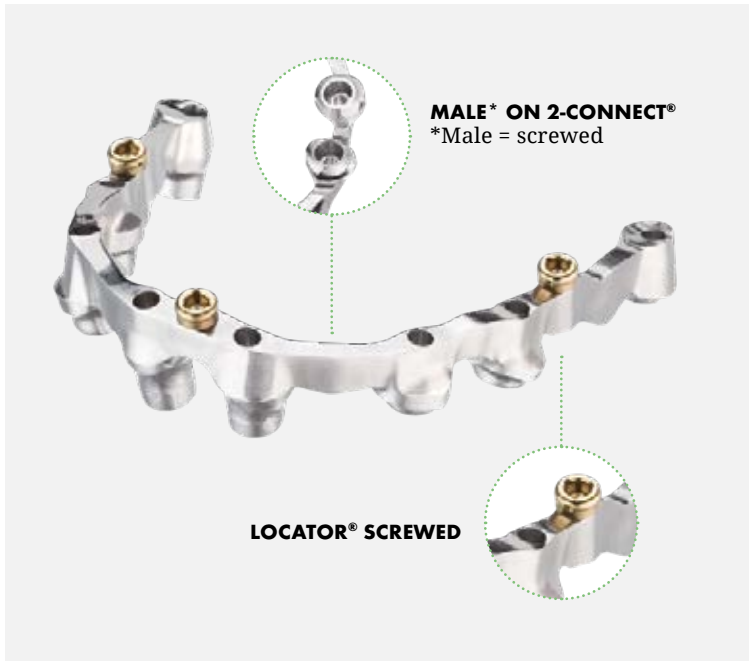
The NTiDent technology center gives you the opportunity to offer high-precision and certified implant supra structures in addition to your current manufacturing capacity and product portfolio.

- Production of digital implant models by additive manufacture technology
- Custom made abutments
- Manufacture of directly screw retained bridges/bars on implants as well as meso/tertiary structures in materials as CoCr, Peek (Dentokeep), and titanium
- Crowns and bridges in materials as Zirconium, PMMA, Peek (Dentokeep), CoCr and titanium
- Safety tested through highest production and quality standards
- Scan and design service

NT*iDent*




SERVICE PORTFOLIO



COCR / TITANIUM



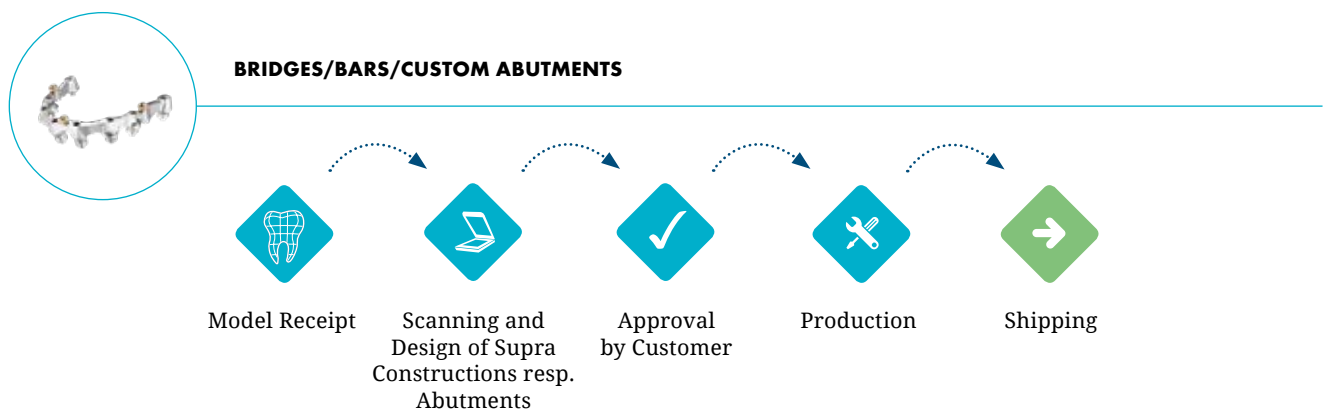
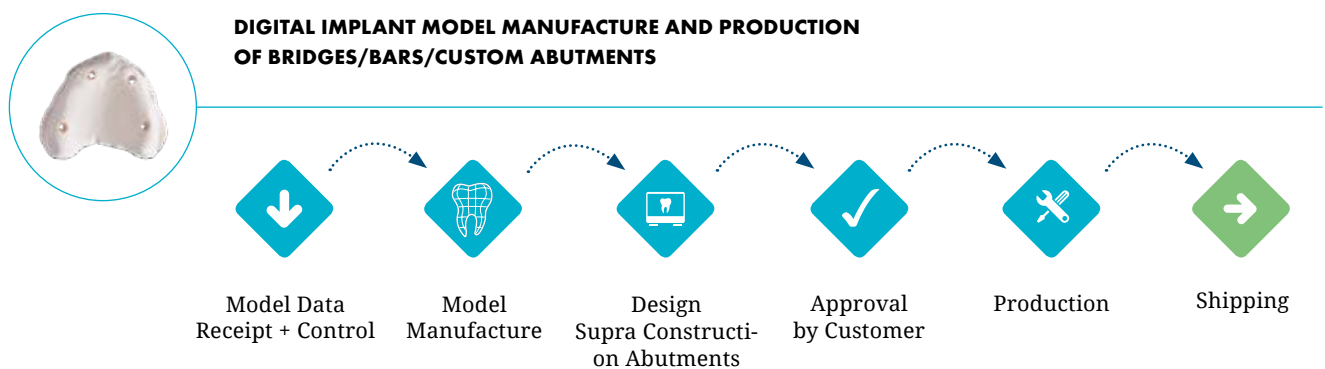
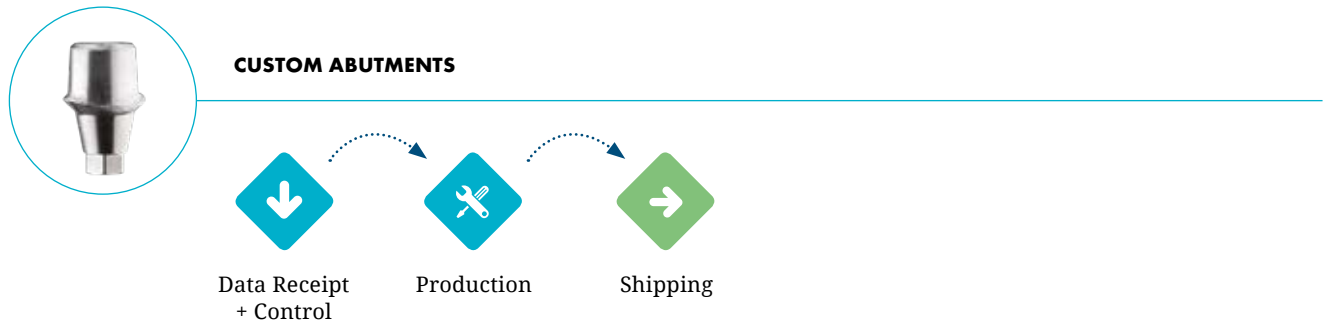
CUSTOM ABUTMENTS / ATTACHMENTS



ZIRCONIUM / PEEK / PMMA



PROCESS OPERATIONS



SENDING DATA AND SHIPPING OF MODELS



DATATRANSFER

- FTP-Server
- E-mail: i-dent@nt-trading.com
(up to a maximum of 5 MB)
- <https://ident.wetransfer.com>
(up to a maximum of 20 GB)



MODELTRANSFER

- Please send it to the following address:

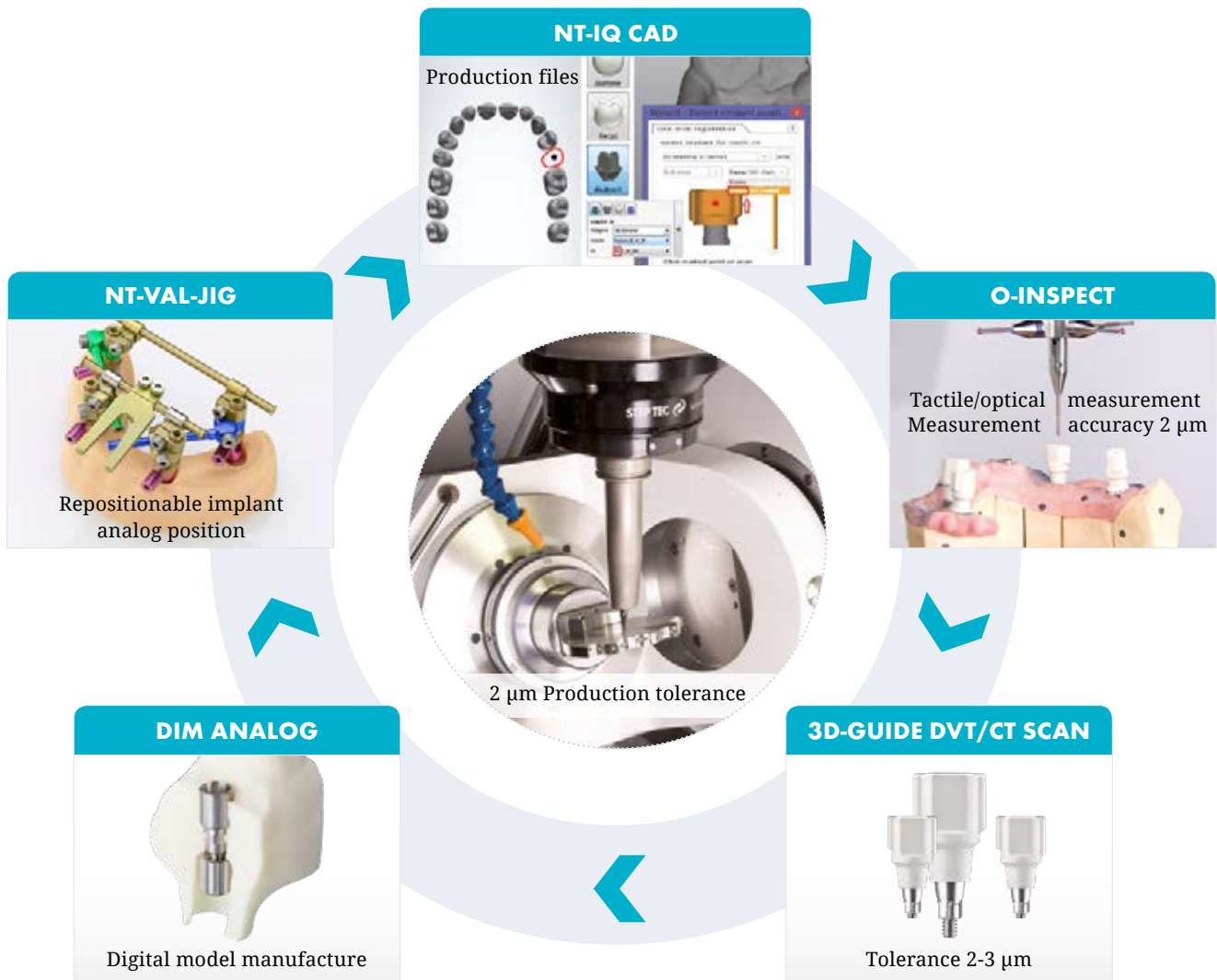
nt-trading GmbH & Co. KG
 G.-Braun-Str. 18
 76187 Karlsruhe
 Germany



NTiDENT DELIVERY TIMES

- Individually manufactured abutments: **1–2 workdays** after data receipt, **2–3 workdays** after model receipt
- bridges/bars: **3 workdays** after data receipt, **5 workdays** after model receipt

PROVED DIGITAL IMPLANT WORKFLOW



NT-TRADING GMBH & CO. KG
G.-Braun-Str.18
76187 Karlsruhe/Germany



Phone: +49 (0)721 / 91 54 71 60
Fax: +49 (0)721 / 91 54 71 61



i-dent@nt-trading.com
www.nt-ident.com

TITANIUM BASE / ABUTMENTS / NT-PREFORM®

NCM	ABUTMENT
15 Ncm	THO-Series 3,5
20 Ncm	CAM-Series / COL-Series / H-Series / HIO-Series 3,5
25 Ncm	BRE-Series / F-Series 3,5 / S-Series / SEV-Series / T-Series / THO-Series 4,0 - 6,0 / UPR-Series / UTG-Series
30 Ncm	BEG-Series / BIO-Series / HIO-Series 4,0 - 6,0 / MEX-Series / MIC-Series / MIS-Series / NEO-Series / R-Series
35 Ncm	E-Series / F-Series 4,3 - 5,0 / I-Series / K-Series / L-Series / N-Series

2-CONNECT®

NCM	STRAIGHT ABUTMENT	COPING WITH SCREW KS 61	COPING WITH SCREW KS 60
15 Ncm	THO-Series 3,5	CAM-Series 3,3 / COL-Series 3,3 / HIO-Series 3,5	H-Series / R-Series / T-Series 3,4 / THO-Series 3,5 - 4,0
20 Ncm	CAM-Series 3,3 / COL-Series 3,3 / H-Series / HIO-Series 3,5	BRE-Series / F-Series 3,5 / S-Series / SEV-Series / T-Series 3,8 - 4,5 / THO-Series 4,0 - 6,0 / UPR-Series / UTG-Series	—
25 Ncm	BRE-Series / F-Series 3,5 / S-Series / SEV-Series / T-Series / THO-Series 4,0 - 6,0 / UPR-Series / UTG-Series	BEG-Series / BIO-Series / CAM-Series 3,8 - 5,0 / COL-Series 3,8 - 5,0 / HIO-Series 4,0 - 6,0 / MEX-Series / MIC-Series / MIS-Series / NEO-Series	—
30 Ncm	BEG-Series / BIO-Series / CAM 3,8 - 5,0 / HIO-Series 4,0 - 6,0 / MEX-Series / MIC-Series / MIS-Series / NEO-Series / R-Series / COL-Series 3,8 - 5,0	E-Series / F-Series 4,3 - 5,0 / L-Series / N-Series	—
35 Ncm	E-Series / F-Series 4,3 - 5,0 / L-Series / N-Series	—	—

TIGHTENING TOURQUES

2-CONNECT® ANGLED ABUTMENT

NCM	M-ABUTMENT	COPING WITH SCREW KS 62
15 Ncm	—	All Implant Series
20 Ncm	All Implant Series	—



ADDITIONAL INFORMATION TO OUR PRODUCTS SUCH AS:

Instruction For Use, Videos, News and product updates, Useful information can be found on www.nt-trading.com



Notice: Products indicated with © and ™ are registered brand names of the respective manufactures.

NEXT GENERATION DESIGN – MADE IN GERMANY ///

The logo consists of the letters 'NT' in a bold, blue, sans-serif font. The 'N' and 'T' are connected at the top.

digital implant technology

nt-trading GmbH & Co. KG

G.-Braun-Straße 18
76187 Karlsruhe

Phone: +49 (0)721 / 915471-60

Fax: +49 (0)721 / 915471-61

Email: info@nt-trading.com

www.nt.dental