



TOOL SET

in wooden box contains W 11.000.000 Torque ratchet,
 W 11.100.000 Insert Holder, and the inserts W 11.MEX.G01,
 W 11.NEO.G02, W 11.SMU.G03, W 11.THO.G04, W 11.IRS.G10,
 W 11.THC.G20, W 11.Y00.G30, W 11.LN0.G40, W 11.EFK.G50,
 W 11.005.G60, W 11.VAL.G70

W 11.000.001

PROSTHETIC TOOLS

TORQUE RATCHET

continuously adjustable to max. 40 Ncm
ISO-Shaft connection



W 11.000.000

INSERT-HOLDER

for changeable inserts (without ISO-Shaft)
ISO-Shaft connection



W 11.100.000

INSERT

for Insert-Holder and Torque Ratchet
ISO-Shaft for MEX-Series



W 11.MEX.G01

INSERT

for Insert-Holder and Torque Ratchet
ISO-Shaft for NEO-Series



W 11.NEO.G02

INSERT

for Insert-Holder and Torque Ratchet
ISO-Shaft for SEV-, UPR- and UTG-Series



W 11.SMU.G03

INSERT

for Insert-Holder and Torque Ratchet
ISO-Shaft for THO-Series 4-socket



W 11.THO.G04

INSERT

for Insert-Holder and Torque Ratchet
ISO-Shaft for BEG-, BIO-, I-, MIC-, MIS-,
R- and S-Series



W 11.IRS.G10

INSERT

for Insert-Holder and Torque Ratchet
ISO-Shaft for T-, H-, CAM-, COL-, HIO-Series
and DIM-Analog screw nut



W 11.THC.G20

INSERT

for Insert-Holder and Torque Ratchet
ISO-Shaft for Ankylos®



W 11.Y00.G30

INSERT

for Insert-Holder and Torque Ratchet
ISO-Shaft for BRE-, L- and N-Series,
2-CONnect® Coping screws Torx T6



W 11.LN0.G40

INSERT

for Insert-Holder and Torque Ratchet
ISO-Shaft for E-, F- and K-Series



W 11.EFK.G50

INSERT

for Insert-Holder and Torque Ratchet
ISO-Shaft for 2-CONnect®-Male Part straight



W 11.005.G60

INSERT

for Insert-Holder and Torque Ratchet
ISO-Shaft for Validation Jig



W 11.VAL.G70

INSERT

for Insert-Holder and Torque Ratchet ISO-Shaft
for Validation Jig, ball head



W 11.VAL.G75

PROSTHETIC TOOLS



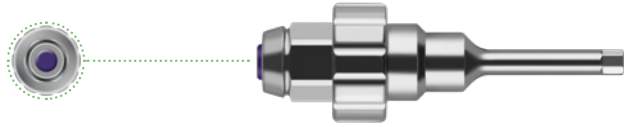
SCREWDRIVER-SET

contains Screwdriver, details as on the following pages:

W 11.000.SET (6 / 11 pieces)

SCREWDRIVER

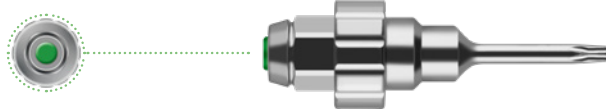
incl. ISO-Shaft for Torque Ratchet
for 2-CONnect®-Male Part



W 11.2CO.NM0

SCREWDRIVER


incl. ISO-Shaft for Torque Ratchet
for E-, F- and K-Series UG



W 11.EFK.000

SCREWDRIVER


incl. ISO-Shaft for Torque Ratchet
for BEG-, BIO-, I-, MIC-, MIS-, R- and S-Series



W 11.IRS.000

SCREWDRIVER


incl. ISO-Shaft for Torque Ratchet
for BRE-, L- and N-Series, 2-CONnect®
Coping screws Torx T6



W 11.LN2.COF

SCREWDRIVER


incl. ISO-Shaft for Torque Ratchet
for MEX-Series



W 11.MEX.000

SCREWDRIVER

incl. ISO-Shaft for Torque Ratchet
for NEO-Series

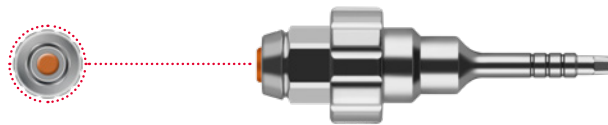


W 11.NEO.000

PROSTHETIC TOOLS

SCREWDRIVER

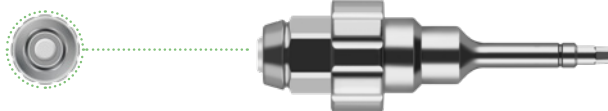
incl. ISO-Shaft for Torque Ratchet
for SEV-, UPR- and UTG-Series



W 11.SEV.SMU

SCREWDRIVER


incl. ISO-Shaft for Torque Ratchet
for T-, H-, CAM-, COL-, HIO-Series
and DIM-Analog screw nut



W 11.THC.DIM

SCREWDRIVER

incl. ISO-Shaft for Torque Ratchet
for THO-Series, 4-socket



W 11.THO.000

SCREWDRIVER


incl. ISO-Shaft for Torque Ratchet
for coloured milling screw THO-Series,
4-socket



W 11.THO.MIL


SCREWDRIVER

incl. ISO-Shaft for Torque Ratchet
for Ankylos®




















W 11.Y00.000

SURGICAL GUIDE SLEEVE TOOLS



SURGICAL GUIDE SLEEVES

	ART. NO.	NAME	SYSTEM	d
	W 16.SGS.000	Handle	universal	—
	W 16.SGS.100	Blade	universal	—
	W 16.SGS5.120	SGS Positioning Tool	Pilot drill-2,0 mm	Ø 2,00 mm
	W 16.SGS5.122	SGS Positioning Tool	Pilot drill-2,2 mm	Ø 2,20 mm
	W 16.SGS5.123	SGS Positioning Tool	Pilot drill-2,3 mm	Ø 2,35 mm
	W 16.SGS5.228	SGS Positioning Tool	Pilot drill-2,8 mm Straumann	Ø 2,80 mm
	W 16.SGS5.235	SGS Positioning Tool	Camlog®	Ø 3,50 mm
	W 16.SGS5.241	SGS Positioning Tool	NobelBiocare™ NP	Ø 4,10 mm
	W 16.SGS5.345	SGS Positioning Tool	Ankylos®/Xive® ND	Ø 4,48 mm
	W 16.SGS5.345	SGS Positioning Tool	Camlog®	Ø 4,50 mm
	W 16.SGS5.347	SGS Positioning Tool	Astra	Ø 4,70 mm
	W 16.SGS5.349	SGS Positioning Tool	Ankylos® WD	Ø 4,90 mm
	W 16.SGS5.350	SGS Positioning Tool	NobelBiocare™ RP	Ø 5,00 mm
	W 16.SGS5.350	SGS Positioning Tool	Straumann	Ø 5,00 mm
	W 16.SGS5.352	SGS Positioning Tool	Xive® WD	Ø 5,20 mm
	W 16.SGS5.457	SGS Positioning Tool	Astra	Ø 5,70 mm
	W 16.SGS5.462	SGS Positioning Tool	NobelBiocare™ WP	Ø 6,20 mm

d = INNER DIAMETER