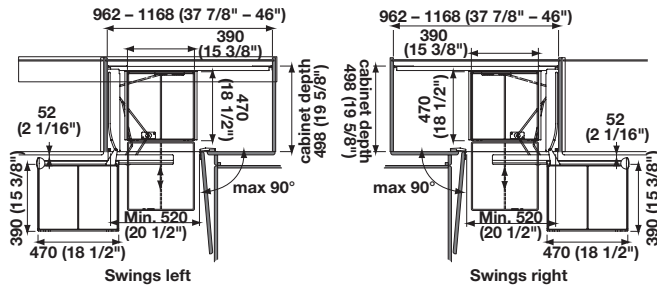


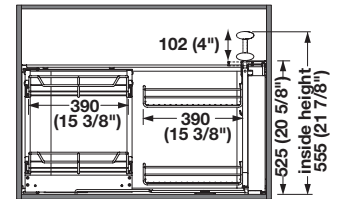


Magic Corner II

- Requires minimum door opening of 520 mm (20 1/2") and additional clearance for door hinge
 - Available in swings left or right applications
 - Front baskets pull out and swivel to a 90° open position while back baskets are simultaneously moved to the cabinet opening
 - Back baskets slide forward individually providing total access
 - Soft and Silent Feature slows the pull-out just before final closure, creating automatic and silent closing
- Storage capacity: 1,138 in²
 Weight capacity per basket/tray: back: 17 lbs.
 front: 22 lbs.



soft&silent)))



Non
Slip

Frame

- For use with hinged door
- Inside height: 555 mm (21 7/8")

Material: Steel, powder-coated

| Swing | Silver | Champagne |
|-------|------------|------------|
| right | 548.10.240 | 548.10.440 |
| left | 548.10.241 | 548.10.441 |

Supplied With

Mounting instructions

Note

Mounting hardware not included.

Arena Plus Tray Set

W x D x H:
 Front: 390 x 470 x 88 mm (15 3/8" x 18 1/2" x 3 1/2")
 Back: 390 x 470 x 102 mm (15 3/8" x 18 1/2" x 4")

Material: Shelf: Melamine; Surround: Steel

| Finish/Color | Item No. |
|-----------------|------------|
| champagne/maple | 548.11.466 |
| chrome/maple | 548.11.266 |
| chrome/white | 548.11.264 |
| chrome/gray | 548.11.566 |

Supplied With

4 Trays