



on the cover
waterfall nosing milled from
8" wide plank engineered hardwood
with micro return
and channel cut LED light strip

If you can dream it,
we can produce it.



Your value added partnership

Rooted in tradition and family heritage, Airwood makes your floor accessories with expert craftsmanship and care. From a small wood shop in Pelham, to our technologically advanced 25,000 square-foot plant in Niagara Falls, our family has been honoured to serve our customers for over 20 years. Whether you're a homeowner, retailer, floor manufacturer or contractor, you can always expect to be treated like you're part of our family.



Committed to honouring our roots, it's the smallest details that make the biggest difference.

Sincerely,

A handwritten signature in black ink that reads "Carmi Mooser". The signature is written in a cursive, flowing style.

Carmi Mooser,
President



**TABLE OF
CONTENTS**



8 Matchable Vents

The smallest details that make the biggest impacts

10 Matchable Stair Treads

Treads made from the floor so they match the floor

12 Closed Treads

installed in-between the stringer or drywall

13 Right & Left Returns

Treads with returns back to the wall with waterfall edges

15 Waterfall Nosing

Modern, simple clean lines

18 Vent Installation

Easily installed before or after the hardwood

20 Accessory Listing

A listing of all standard products available

22 Contact Us





MATCHABLE VENTS

Our wood vents are designed for maximum airflow and structural stability. These qualities shouldn't be overlooked. These products are skillfully handcrafted and seamlessly fit into the design of your home. A custom detail meant to blend in, quietly understated.



MATCHABLE STAIR TREADS

Made from the floor, so it matches the floor. We use your chosen hardwood or laminate flooring to custom create stair treads. Available in standard and custom options. If you can dream it and design it, we will use our 5 axis CNC technology to create it.



custom 2 sided, hardwood floor wrapped
box tread on a mono rail.





CLOSED TREADS

The vast majority of tread installations will be closed treads. Simply stated, closed treads sit between two stringers or are enclosed between two walls.



precision cut with 5 axis CNC technology ensures consistency and waterfalled edges.



RIGHT & LEFT RETURN TREADS

Return treads can be really complicated. We have simplified this process by creating R & L returns in either a waterfall return or a mitered return, depending on your design preference.



Design Credit - FEASBY & BLEEKS
Photo Credit - Particle Film company



WATERFALL NOSING & TREADS

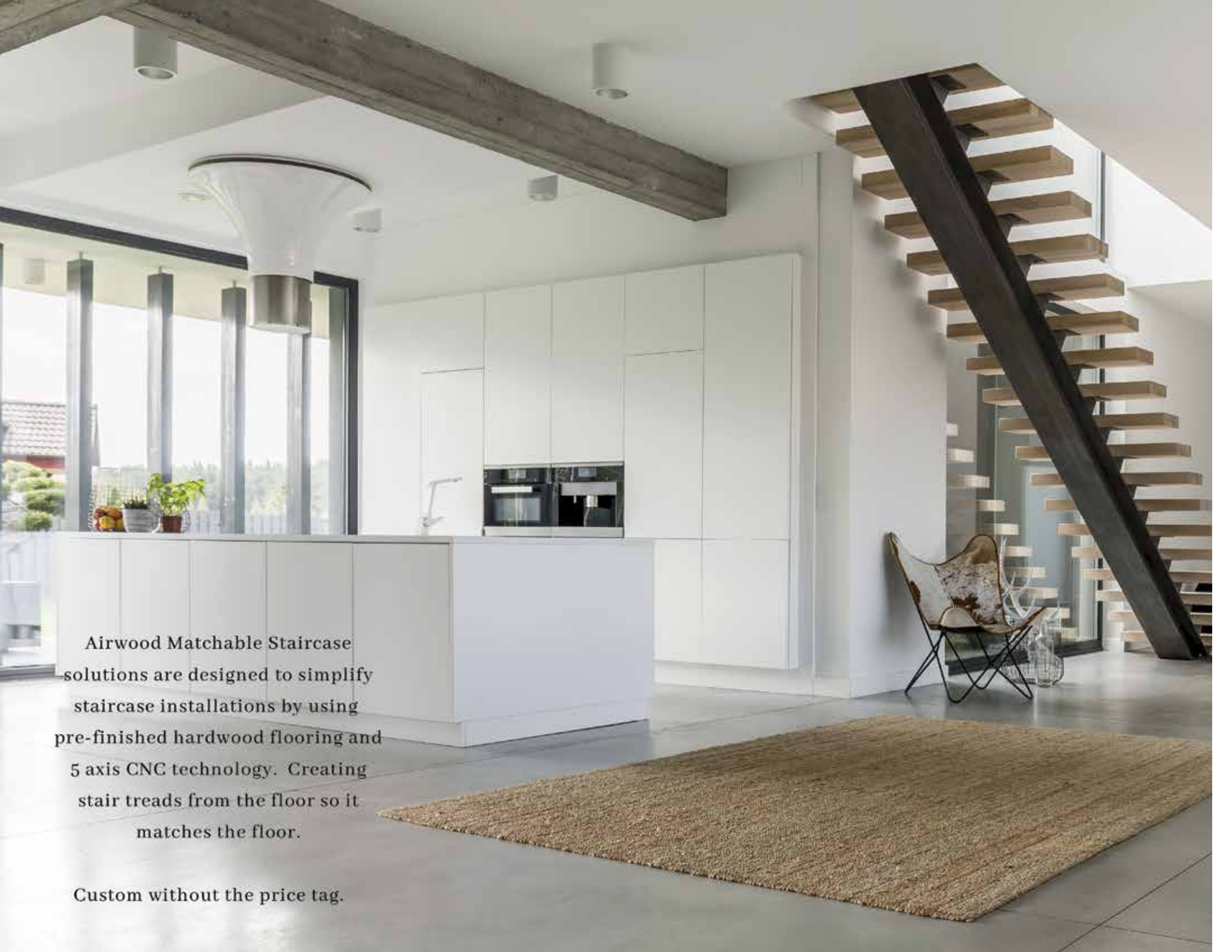
Modern clean lines dominate the design and function of this installation. Simple, yet edgy. Waterfall nosing makes a big impact.

Waterfall nosing can be made standard at 90 degrees or can be made sawtooth at the degree of your design.



Locking miters are used in our fabrication to ensure the highest quality and longevity for our moldings.

While a simple 45 degree cut is needed, it won't hold up overtime.



Airwood Matchable Staircase solutions are designed to simplify staircase installations by using pre-finished hardwood flooring and 5 axis CNC technology. Creating stair treads from the floor so it matches the floor.

Custom without the price tag.



When your stairs are made from your floor, the match is definitive.

Your stairs now have the same texture, colour, grain pattern and detail of the floor you've fallen in love with.

Traditionally treads are made from solid lumber and stained on site. While this method is widely used, it often leads to job site delays, and customer complaints.

With floorings highly textured, and with unique finishing methods, making your stairs from your floor is the educated choice.

It's cost effective and design approved.



STAIR TREAD INSTALLATION

We manufacture your treads to standard or custom measurements. Our simple intake form makes this process efficient and easy.

Once your stairs are prepped, simple job site cuts to trim and fit your tread can be made using multi purpose tools, cut off saws, and track saws.

Glue down and nail down application is recommended.

Follow our simple installation guide for best results.





FLUSHMOUNT VENT INSTALLATION

Flush mount vents.

We manufacture wood vents to standard HVAC or custom measurements. Our simple intake form makes this process efficient and easy.

While it's always best practice to install flush vents at the time of your hardwood flooring, it is possible to install after the fact.

Glue down and nail down application is recommended.

Follow our simple installation guide for best results.

ACCESSORY LISTING

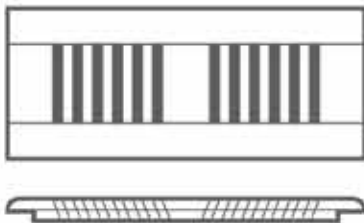
Stair tread with returns



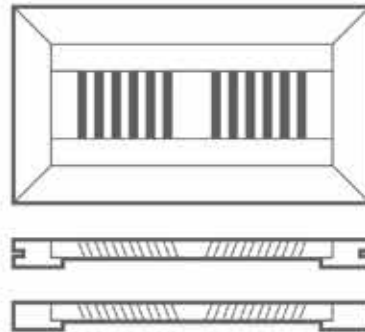
Closed Stair Tread




Waterfall Stair Tread



Top mount vent



Flush mount vent



Linear vent with frame



Traditional bullnose nosing



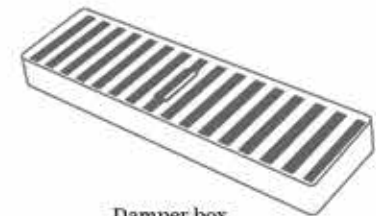
Euro (square) nosing



T mold



Reducer



Damper box



Thank you. It's with your support for our team and the inspiring work you create, you continue to motivate us daily.



6167 Don Murie Street, Niagara Falls, ON L2G0B1



1-866-282-2026



orderdesk@airwood.ca



www.airwood.ca

