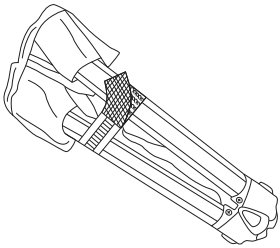


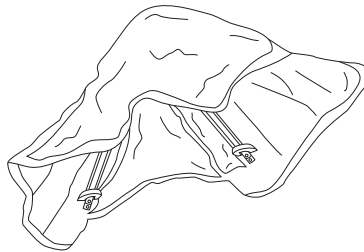
Thank you for your purchase!
We hope you love your GO CHAIR.

Setup For more help: watch the instructional video at www.thegochair.com/setup.

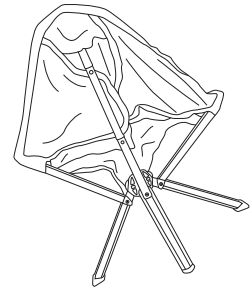
1) Undo the velcro strap



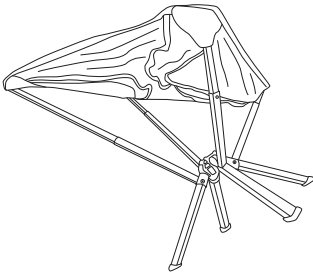
2) Allow spring-loaded legs to unfold and click into place



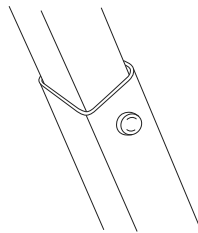
3) Extend telescoping arm until the silver buttons click into place



4) Extend remaining arms until they click into place



5) Check to confirm all 6 spring-loaded buttons are locked in place

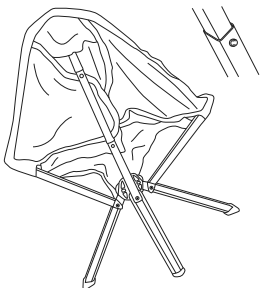


6) Sit and enjoy!

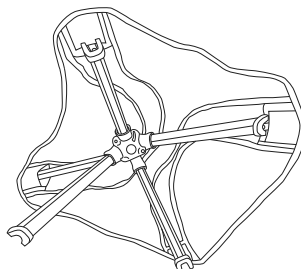


Takedown

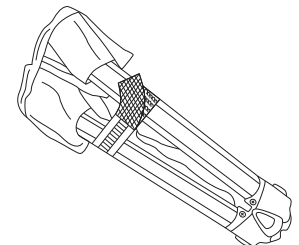
1) Collapse all 4 arms by depressing the 6 spring-loaded buttons



2) Press center button located on the Hub and fold legs upward until compact



3) Use velcro strap to secure your chair



For any questions or concerns please email us at support@thegochair.com.