



CEMB[®] U S A
WHEEL SERVICE EQUIPMENT

DWA3500


The new 3D wheel alignment system for cars and light commercial vehicles, with a completely redesigned with drawers and housings for printer and accessories. The 3D camera support beam is motorized and fully automated. Camera beam height is automatically adjusted to the height of lift. The software system, entirely developed by CEMB, guides the user through all the alignment operations with clear and user friendly graphics. Portable base is optional.

- Automatic Camera Boom**
- Advanced Software**
- 3D Automatic Gauge**
- 30+ Year Vehicle Database**
- 32" Standard Screen**
- Redesigned Cabinet**
- H.D. Drive On Assist**



STANDARD ACCESSORIES

HD Targets



Brake Pedal Depressor



Bungie Cord




Grips / Pins



Steering Wheel Holder



Mobile Trolley



OPTIONAL ACCESSORIES


VIN Code Scanner

GBT4430



Pin Plate Adaptor

41FFA6478



► DIMENSIONS

Power Supply:

110V, 1ph

Wheel Clamps:

12"-24"

Shipping Weight:

685 lbs. (310 kg)



CEMB[®] U S A
WHEEL SERVICE EQUIPMENT

678-717-1050

www.cemb-usa.com