



CEMB® U S A
WHEEL SERVICE EQUIPMENT

DWA1100TRUCK

Wheel alignment system for trucks and buses. Unit complete with new cabinet, computer control system, sensors and all accessories required for alignment operations. CCD (Charged Coupled Device) sensor technology, featuring state-of-the-art electronic componentry, enables a quick and accurate measurement of all alignment parameters by simply following a procedure field tested through many years of experience.



Database

Lithium Batteries

Radio Communications

MEMS Accelerometer

Dedicated Electronics

Manual Locking

User Friendly Software

App for Remote Control (optional)

STANDARD ACCESSORIES

Four Point Clamps




Tire Grabber Kit




Brake Pedal Depressor



Steering Wheel Holder



OTR Truck Pins



Dually Pins



Clamp Extensions




OPTIONAL ACCESSORIES

VIN Code Scanner
GBT4430



Pin Plate Adaptor
41FFA6478



DIMENSIONS

- Power Supply:** 110V, 1ph
- Wheel Clamping Type:** Manual
- Max. Rim Diameter:** 30" (765 mm)
- Max. Rim Width:** 20" (510 mm)
- Max. Tire Diameter:** 36" (914 mm)
- Max. Wheel Weight:** 165 lbs. (75 kg)
- Shipping Weight:** 280 lbs. (127 kg)



CEMB® U S A
WHEEL SERVICE EQUIPMENT

678-717-1050

www.cemb-usa.com