

PARTS MANUAL

S Series - Rev 2020.1

Last Revision: June 2020



5610 4th Ave S. / Seattle, WA 98108—USA

Tel: +1 206 764 0600 / Fax: +1 206 764 0601

Ordering Parts: parts@synesso.com

Information: info@synesso.com

www.synesso.com

Table of Contents

Section	Pages
Body Panels	2-5
Body Components	6
Frame Plates and Legs	7
Group Top Assembly	8-9
Steam Tank	10-12
Right Side Hydraulics	13
Flow Meter Assemblies	14-15
Left Side Hydraulics	16
Front Side Hydraulics	17
Brew Tank	18-19
Steam Actuator, Wand, and Valve Assemblies	20-21
Electronic Displays	22
Electrical Switches	23
Electronics Box	24
Gauges and Drain Tube	25
Pump, Hoses, & Motor	26
Gaskets, Screens, and Portafilters	27-28
Wood Packages	29
Cup Mat, Food Grease, Descaler, Loctite	30

S Series Body Panels

Body panel part numbers available on pages 3—5



Front Body Panels

- 1.1590_B** - S200 Black Front Panel*
 - 1.1590_W** - S200 White Front Panel*
 - 1.1593_B** - S300 Black Front Panel*
 - 1.1593_W** - S300 White Front Panel*
- *Does not include shot timers



1.8050 - 1/4" Truss Head Screw

1.8055 - 1/2" Truss Head Screw



- 1.7509_B** - S200, Black, Front Splash Guard
- 1.7553_B** - S300, Black, Front Splash Guard

Back Body Panels


- 1.7506_B** - S200, Black, Lower Back Cup Rail
- 1.7506_W** - S200, White, Lower Back Cup Rail
- 1.7551_B** - S300, Black, Lower Back Cup Rail
- 1.7551_W** - S300, White, Lower Back Cup Rail



1.8055 - 1/2" Truss Head Screw



1.8485 - Push On Retainer



1.1785 - Mirrored Plate
*Attaches on backside of panel

Panel, Back Assembly with Logo, Mirrored Plate & Fasteners

- 1.1737_B** - Black, S200
- 1.1737_W** - White, S200
- 1.1738_B** - Black, S300
- 1.1738_W** - White, S300


- 1.1357_B** - S200 Black Upper Back Panel
- 1.1357_W** - S200 White Upper Back Panel
- 1.1355_B** - S300 Black Upper Back Panel
- 1.1355_W** - S300 White Upper Back Panel



1.1782 - Synesso "S" Logo

- 1.7508_B** - S200 Black Back Panel Lower Trim
- 1.7508_W** - S200 White Back Panel Lower Trim
- 1.7552_B** - S300 Black Back Panel Lower Trim
- 1.7552_W** - S300 White Back Panel Lower Trim

Body Panels




1.8050 - 1/4" Truss Head Screw

1.8055 - 1/2" Truss Head Screw


1.1938_B - Black Side Panel

1.1938_W - White Side Panel

- 1.1620_B** - S200 Black Lower Back Panel
- 1.1620_W** - S200 White Lower Back Panel
- 1.1623_B** - S300 Black Lower Back Panel
- 1.1623_W** - S300 White Lower Back Panel



1.8035 - 1/2" Phillips Pan Head Screw



1.1939_B - Black Lower Side Panel

1.1939_W - White Lower Side Panel

- 1.7507_B** - Black Side Cup Rail
- 1.7507_W** - White Side Cup Rail




1.7505_B - S200 Black Back Cup Rail

1.7505_W - S200 White Back Cup Rail

1.7550_B - S300 Black Back Cup Rail

1.7550_W - S300 White Back Cup Rail


Drain Pan & Grate



1.1546 - Drain Grate S200
1.1547 - Drain Grate S300

1.1526 - Drain Pan S200
1.1528 - Drain Pan S300


1.1540_RH - Right Drain Tray Support
1.1540_LH - Left Drain Tray Support



3.2325 - Rubber Grommet

1.1527 - Drain Pan Rod

3.2326 - Rubber Washer




3.6101 - Acorn Bolt Assembly


1.8440 - Washer

Frame Plates and Legs

1.1747 - S200 Base Plate
1.1766 - S300 Base Plate



1.1746 - Foot Plate



1.1174 - Plate, Nut Insert

*Top plate shown with removable wrapping



3.6102_R1 - S200 Top Plate Assembly

3.6302_R1 - S300 Top Plate Assembly

Top Plate Assembly comes fully assembled with Group Actuators, Steam Actuators, Steam Valves, Nut Plates, and Hardware.

Body Parts - Group Top



1.1659- Group top Handle

3.8020 - Hex Head Screw

1.1016_W - Group Top White
1.1016_B - Group Top Black
(Does not include Handle **1.1659**)




1.1023 - Group Top Support

1.3381 - Bayonet Ring

1.1047_W - White Group Skirt
1.1047_B - Black Group Skirt

Group Top Actuator Assembly



S Series Steam Tanks

*Shown: Complete S200 Tank Assembly




Complete Steam Tank Assemblies Include: All Tank Fittings, Element (w/wires and heat shrink), Hot Water Valve, Temp Probe, Thermal Overload Switches, Water Probes, PRV and Hose, Vacuum Breaker, Heat Exchange Tubes (w/ detuning tubes), Inlet Tube and Fittings, Tank Insulation.

- 5.5500 - Complete S200 Steam Tank Assembly
- 5.5550 - Complete S300 Steam Tank Assembly

Steam Tank Right Side

*Shown: Complete S200 Tank Assembly, Right Side



Steam Tank Left Side

*Shown: Complete S200 Tank Assembly, Left Side

1.2490 - Thermal Overload Switch



Hardware for overload switch

- 1.8011 - Screw
- 1.8250 - Nut
- 1.8410 - Washer

1.8920 - Silicone Cover for Vacuum Breaker


1.5700 - Gauge Fitting

1.5605 - Steam Tube Fitting

1.8909 - Cable Tie

1.5783 - Pipe Nipple

*Vacuum Breaker and PRV shown without covers



1.4265 - Vacuum Breaker

1.5569 - SS Tee


1.4100 - PRV

1.4381 - Buna Hose

1.4192 - Teflon O-Ring

1.4111 - Level Probe

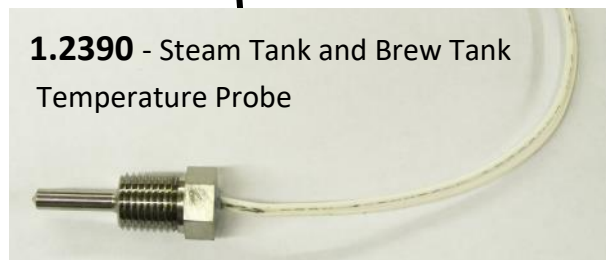
1.4112 - Low Probe



Heating Element
*See Page 12

1.5530 - Heat Exchange Fitting

1.2390 - Steam Tank and Brew Tank Temperature Probe



Heating Elements and Heat Exchange Tubes

1.2040 - 4000 Watts - S200 Steam Element


1.2030 - 5000 Watts - S300 Steam Element



Heat Exchange Compression Fittings *Same fittings shown below for left and right sides



1.5961 - Compression Fitting



1.2010 - Teflon Gasket for Heating Elements

1.3821 - Heat Shrink, 1/2" Wide, 1.5" Long - Used to Protect a Single Wire Attached to the Element Post

1.3861 - Heat Shrink, 3/4" Wide, 1.5" Long - Used when 2 Wires are Attached

1.4451 - Detuning Tube, S200, 21", 2 Pieces

1.4452 - Detuning Tube, S300, 32", 3 Pieces

1.4456 - Bulk Teflon Detuning Tube, Sold by Foot

2.4521 - S200 Heat Exchange Tube

2.4527 - S300 Heat Exchange Tube


1.4571 - Teflon Sleeve Insert (Not Shown)

Right Side Hydraulics



- 1.5179** - Cold Water Tube to Tea Tap
- 1.5236** - Right Steam Tube
- 1.5435** - Steam Tank to Hot Water Tube
- 1.6753** - Jetted Steam Tank Fill Tube
- 1.5176** - Copper Brew Gauge Tube


1.2441 - Water Control Valve



- 1.5080** - Mix Valve
- 2.5100** - Reducing Bushing
- 1.5570** - Pipe Tee
- 1.5700** - Fitting
- 1.4290** - Check Valve
- 1.5340** - Elbow Fitting
- 2.5121** - Close Nipple
- 1.5721** - 3/8" Compression Fitting

3.6110 S Series Water Control Assembly Complete -

Flowmeter Assembly S200



1.5173 - Brew Inlet to Flowmeter


1.5177 - Jumper from Flowmeter 1 to Flowmeter 2

1.5172 - Flowmeter to Grp 1 Heat Exchange

1.5171 - Flowmeter to Grp 2 Heat Exchange

2.5111 - Brass Run Tee

2.5340 - Brass Pipe Elbow



1.5781 - Brass Pipe Nipple 2" Long

2.3057 - Flow Meter, 4-Magnet

2.3054 - S Series Flowmeter Assembly

1.5740 - Brass Elbow Fitting

Flowmeter Assembly S300



1.5349 - Flow meter to Heat Exchange Tube, 3rd Position

1.5373 - Flow Meter Jumper

1.6723 - Flow meter to Heat Exchange Tube, 2nd Position

1.5178 - Volumetric inlet Tube, S300

1.5476 - Flow meter to Heat Exchange Tube, 1st Position

2.2420 - Brew Inlet Assembly



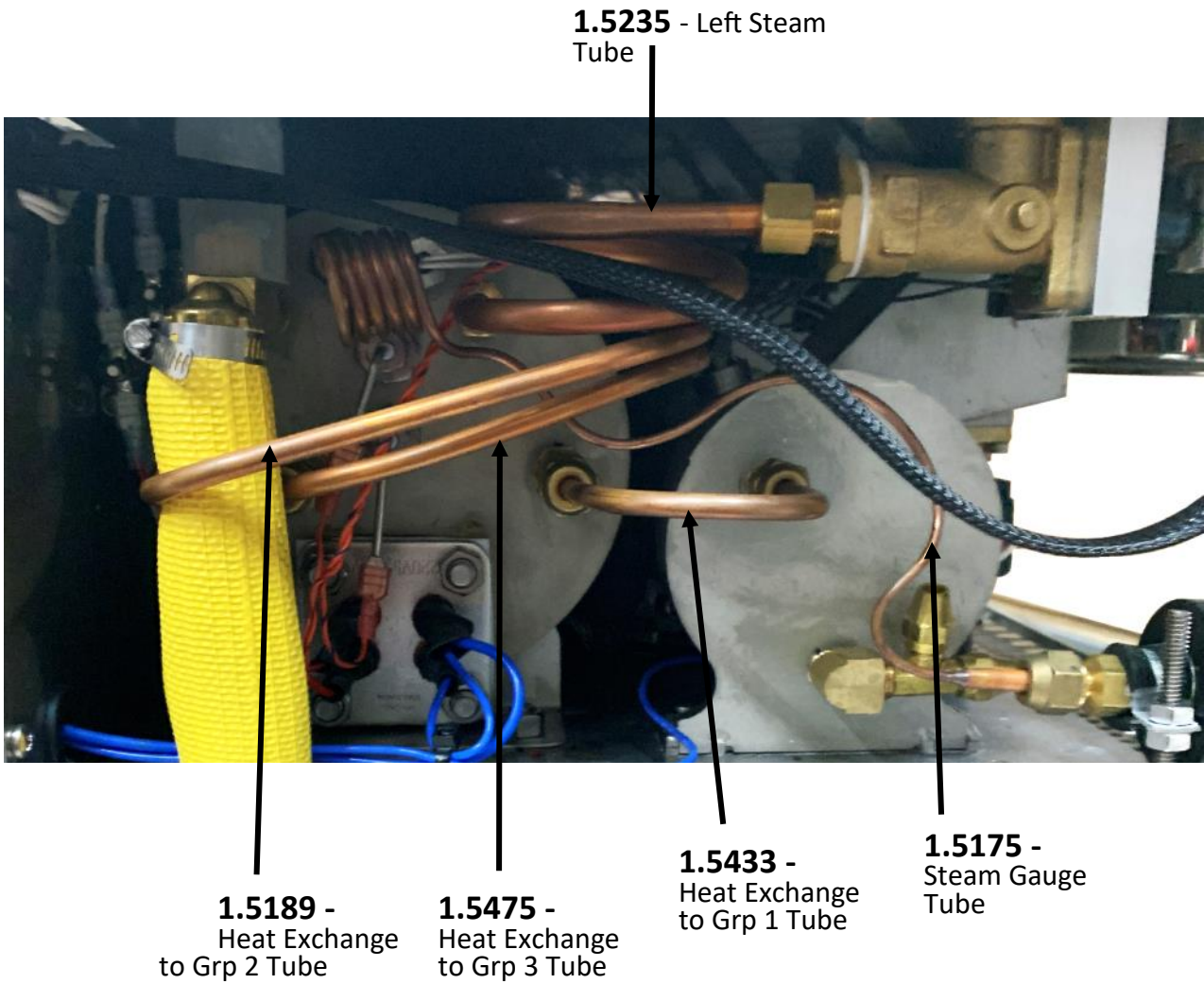
1.5700 - Brass Fitting

1.4290 - Check Valve, 1/4", 1 Per Group

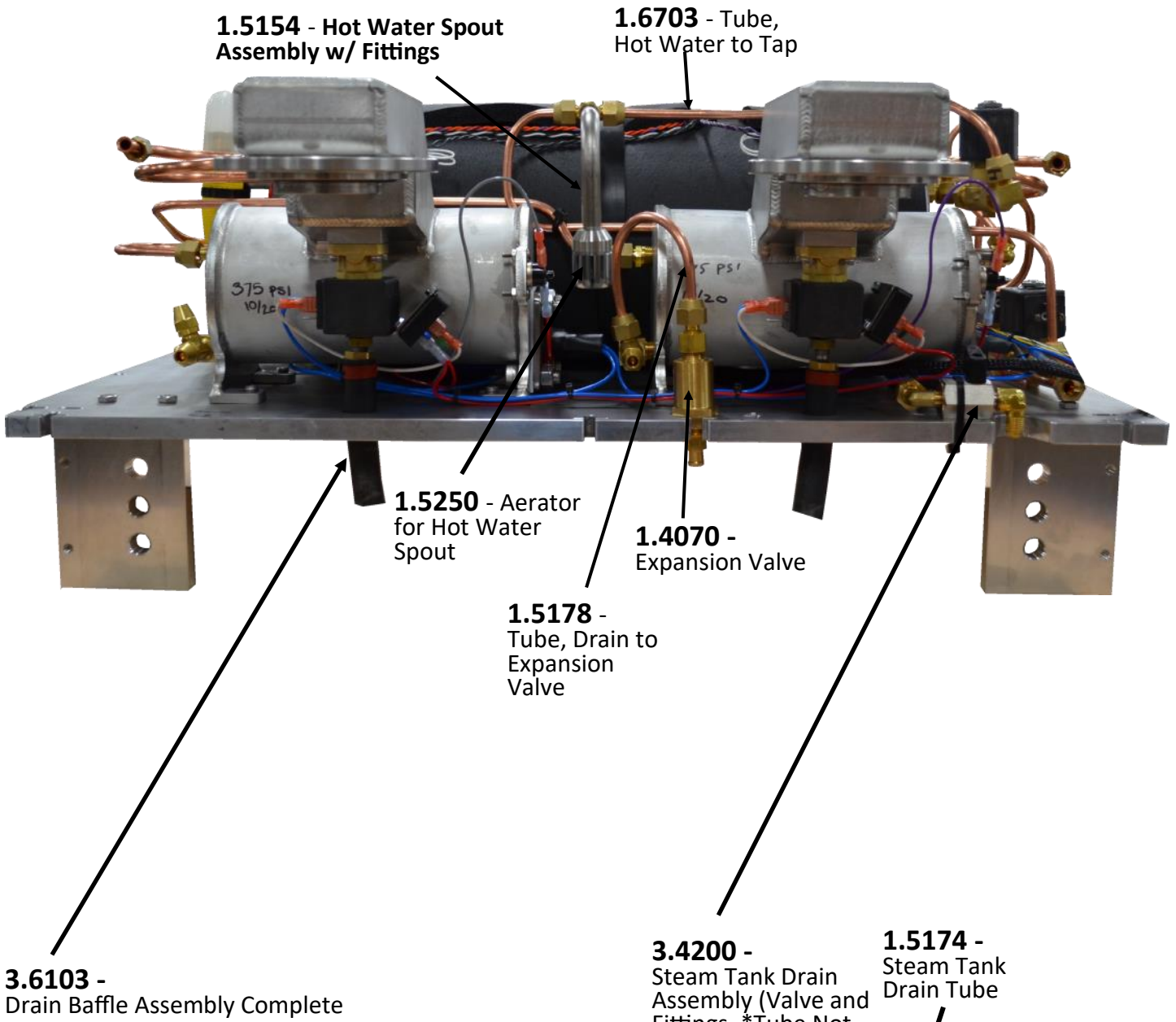
1.5790 - Brass Fitting, 3/8" Compression

Left Side Hydraulics

*Shown: S300 Left Side



Front Hydraulics




1.5835 - Discharge Fitting

1.5806 - Clamp

1.3256 - Drain Baffle Hose




Universal Brew Tank Assembly



3.3135 Complete Brew Tank with Element, Brew Valve, Temp Probe, and Fittings

2.4622 - New Style Brew Tank Replacement, 2 & 3 Group Machines (Tank and Brass Fittings Only)



1.5445 - Brew Tank Drain, Dual Cap



1.5443 - Brew Tank Drain, Single Cap (For Hydra Gauge Tube)

Universal Brew Tank Assembly Components


Components Included in 3.3135 - Tank Assembly:

- 1.2010** - Heating Element Gasket
- 1.2060** - Element, Brew Tank, 220V, 700 Watts, Incoloy 800®
- 1.2390** - Temperature Probe, 2k Ohm
- 1.2460** - Brew Valve, 220v
- 1.2490** - Thermal Overload Switch, Manual Reset, Selco 250
- 1.3192** - Ruby Jet, .6mm
- 1.3821** - Heat Shrink Tube for Elements
- 2.3607** - Solenoid Switch with Mounting Plate
- 1.3441** - Portafilter Gasket, 8.5mm Standard

Various Fittings and Fasteners *See Parts Indicators on Previous Page




1.2060 - Brew Element, 700 Watts



1.7400—O-Rings

1.2460—Brew Valve, 220V, Ruby Seat, F Class



1.2390 - Temperature Probe, 2k Ohm

1.2490 - Thermal Overload Switch, Manual Reset, Selco 250



1.7400 - Brew Valve O-Ring



1.3191 - .6mm Ruby Jet Kit for Brew Valve *standard on all machines

1.3196 - .8mm Ruby Jet Kit for Brew Valve



1.3441 - 8.5 mm Portafilter Gasket, Standard Size

Steam Valve and Actuator

1.4225 - Steam Handle

1.8025 - Screw for Steam Handle



1.4220 - Cam for Steam Handle



1.1743_R - Right Side S Series Bearing Holder

1.1743_L - Left Side S Series Bearing Holder

1.8305 - Acorn Nut

1.4226 - Grommet


1.8270 - Nut

1.8224 - Threaded Post

1.8071 - Screw - Valve to Plate

1.4612 - Steam Valve Pusher

1.4502 - Steam Valve Mount



Steam Assembly

1.4161 Steam Wand Assembly

*Steam Tip Sold Separately

1.4160 - Steam Wand

1.4133 - Nut and Gasket

1.4132 - Spool and O-ring

1.4321 - O-ring
Wand Ball

1.4133 - Nut
and Gasket
(1.4123)

1.4131 - Spool

1.4310 - Spool O-ring

1.4350 - Spring

1.4505 - Seal
Holder

1.4122 - Teflon
Gasket


1.4200 - Seal
for Seat

1.4181 -
O-rings

1.4160 -
Steam Wand

*Steam Tip
Sold Sepa-
rately

1.7320—Steam Valve Rebuild Kit



1.4501 - Steam
Valve, Brass with
Teflon Gasket.
Pusher is Sold Sep-
arately



1.4612 - Steam Valve
Pusher, For Black Cast
and Current Stainless
Handles



Stainless Steel Steam Tips



1.4171 - 6 Hole

1.4172 - 4 Hole

Electronic Displays

Handheld Controller

2.3730 - Complete Display Controller with Cable *S-Series Only



2.3730 Assembly Includes:

- 1.4866 - Ribbon Cable, 20 Pin Round, for Handheld Display, with Molded Ends *S Series Only
- 3.2379 - Handheld Display Assembly



2.3720 - Board for Controller



1.2534_R3 - Overlay with Flexible Printed Circuit (Key Membrane)

Shot Timers



1.8020 - Screw, 6-32 x 1"



2.3523—Digital Shot Timer Control Board with LED Digits, (Mounting Hardware and Cover Not Included)



2.3525_Q - Acrylic Smoke Grey Cover

1.2486 - Brass Stand-off

1.8250 - Nut, 6-32

Shot Timer Ribbon Cables *Not Shown


3.2084 - S200

3.2085 - S300


Switches

Solenoid Switches (Pre-Wired)

*No Longer Available. Order 2.3607



2.3607– New Style Solenoid Switch with Removable Terminal Connector



2.3524 - Dual Hall Effect Board


1.2317 - Purge and Tea Water Pushbutton

1.2420 - On/Off Power

1.2318 - Purge Switch



Electrical Box & Relays



1.4865- 4 Pin SSR Cable

1.2621 - S200 - 30 Amp Breaker

1.2631 - S300 - 40 amp Breaker



1.3740 - Solid State Low Voltage Relay, 40 amp. Used to Switch the Brew and Steam Elements.



2.3100 - Keypad Switch Adaptor for Purge Button



1.3752—Low Voltage Solid



2.3804 - Main Electronics Board with Connectors



1.1827 - Relay Mount, S300 Only

Gauges and Drain Hose



1.4083 - Steam Gauge Only

Gauge Hardware Kit - 3.6113

- 1.5805** - Clamp
- 1.8270** - Nuts
- 1.8420** - Washers
- 1.8102** - Bolt




1.3373 - Brew Gauge Only



- 1.3310 - Drain Hose, 3/4" OD, Sold by the Foot
- 1.3311 - Drain Hose, 3/4" OD, Flexible, 8.3 ft
- 1.3320 - Drain Hose Clamp, 7/16"x1"

Pump, Hoses, & Motor



1.5093 — Motor with Terminals, 1/3 HP, Configured to 220 Volts, 50/60 Hz

1.5060

Stainless Steel Braided Hoses, 3/8" Compression

1.5060— 48" Long

1.5070— 84" Long

S Series Pump Configuration



1.5020 - Euro Hose and Fitting Kit

North American Hose is 3/8" Compression
European is 3/8" BSP Parallel

1.5000 - Euro Fitting / **1.5010** - Euro Hose



1.5690 - Fitting

1.5160 - Tee Fitting

1.4060 - Check Valve

1.5170 - Fitting

1.5115 - Pump & Clamp, Lead Free, 60 Gallons per Hour

1.5111—Single Pump Machine Assembly, Dual Hose (fittings and check valve included).

Group Parts & Accessories



Portafilters & Baskets

1.7130 - Portafilter w/Synesso Black Handle.



1.7133 - Bottomless Portafilter—NO Spring or Basket Included



1.7132 - Double Spouted Portafilter. NO Spring or Basket Included



1.7131 - Single Spouted Portafilter. NO Spring or Basket (Not Pictured)

1.7041 - Double Spout



1.7050 - Single Spout



1.7081 - Heavier spring used with ridgeless baskets.



1.7080 - Smaller & lighter spring used with ridged baskets.



Portafilter Springs, Stainless Steel

1.7080 - Thinner, 1.1 mm, Ridged Baskets

1.7081 - Thicker, 1.2 mm, Ridgeless Baskets

1.7010 **1.7000** **1.7090** **1.7170**



7 gram Ridged 14 gram No Ridge 18 gram No Ridge 21 gram Ridged

Filter Baskets, 58 mm

Wood Packages

Maple



2.7171_2 - Wood Package S200, Maple - 2 Steam Handles, 3 Portafilters, 2 Group Top Handles

2.7171_3 - Wood Package S300, Maple - 2 Steam Handles, 4 Portafilters, 3 Group Top Handles

2.7135 - Wood, Maple, Portafilter Handle Only, No Filter Head

2.7136_S - Wood, Maple, Steam Actuator Handle Only, S Series

2.7130 - Wood, Maple, Group Top Handle

Zebra



2.7191_2 - Wood Package S200, Zebra - 2 Steam Handles, 3 Portafilters, 2 Group Top Handles

2.7191_3 - Wood Package S300, Zebra - 2 Steam Handles, 4 Portafilters, 3 Group Top Handles

2.7155 - Wood, Zebra, Portafilter Handle Only, No Filter Head

2.7156_S - Wood, Zebra, Steam Actuator Handle Only, S Series

2.7150 - Wood, Zebra, Group Top Handle

Black Walnut



2.7181_2 - Wood Package S200, Black Walnut - 2 Steam Handles, 3 Portafilters, 2 Group Top Handles

2.7181_3 - Wood Package S300, Black Walnut - 2 Steam Handles, 4 Portafilters, 3 Group Top Handles

2.7145 - Wood, Black Walnut, Portafilter Handle Only, No Filter Head

2.7146_S - Wood, Black Walnut, Steam Actuator Handle Only, S Series

2.7140 - Wood, Black Walnut, Group Top Handle

Jatoba



2.7163_2 - Wood Package S200, Jatoba - 2 Steam Handles, 3 Portafilters, 2 Group Top Handles

2.7163_3 - Wood Package S300, Jatoba - 2 Steam Handles, 4 Portafilters, 3 Group Top Handles

2.7112 - Wood, Jatoba, Portafilter Handle Only, No Filter Head


2.7113_S - Wood, Jatoba, Steam Actuator Handle Only, S Series

2.7110 - Wood, Jatoba, Group Top Handle

Accessories



1.1421 - Cup Mat



1.1423 - Narrow Cup Mat, S300

	<p>Descaling Powder, Primary ingredient is Citric Acid. It is Non-Toxic, Biode-</p>		<p>Food Grade Synthetic Grease</p>		<p>Permanent Strength, Releases with Heat Always Use Proper Precautions.</p>
<p>1.7601 - Dezcal, 7 oz., Activat-</p>	<p>1.8600 - Super Lube, 3 oz. Tube</p>	<p>1.8630 - 0.2 oz. Tube of Thread Sealant</p>			