

BUNN®

MHG Stainless

An intuitive, automatic coffee grinding system that handles multiple bean varieties

9.36 in x 29.1 in x 18 in



- Convenient, front-loading hoppers allow grinding of a wide variety of coffees
- Display racks promote fresh ground coffee program
- Easy-to-clean removable hoppers
- Hoppers serve as storage containers when not in the grinder-locking lid prevents tampering (lock sold separately)
- Smart Hopper tells the grinder what coffee is in it through a microchip in the hopper
- Display racks promote fresh ground coffee program
- BrewWISE brewer reads the information in the Smart Funnel, adjusts the recipe, and brews a perfect batch of coffee
- Create coffee recipe cards with BrewWISE recipe writer on your PC
- Four year warranty on grinding burrs
- Grinder adjusts the grind time for each batch to deliver just the right grind volumes
- Grinder communicates coffee name to the Smart Funnel during grinding process
- LCD alphanumeric display shows coffee names and diagnostics
- Portion controlled for the right amount of coffee every time with 3 batch sizes per hopper
- Precision burrs for consistent, commercial quality grind
- Tall design accommodates large brew funnels
- Two hoppers each hold 6lb (2.72kg) of regular, decaf or specialty coffee beans

Related products

- 05792.0000 CONTAINER, ONE POUND COFFEE
- 05861.1002 BURR SET KIT, NEW
- 05995.0000 DECHAFFER PLATE, SPRING STEEL
- 05995.1000 DECHAFFER PLATE, SPR STL 6PK
- 11285.1000 BURR SET KIT, TURKISH GRIND
- 34447.0000 CARD ASSY,RECIPE TRANSFER(BRW)



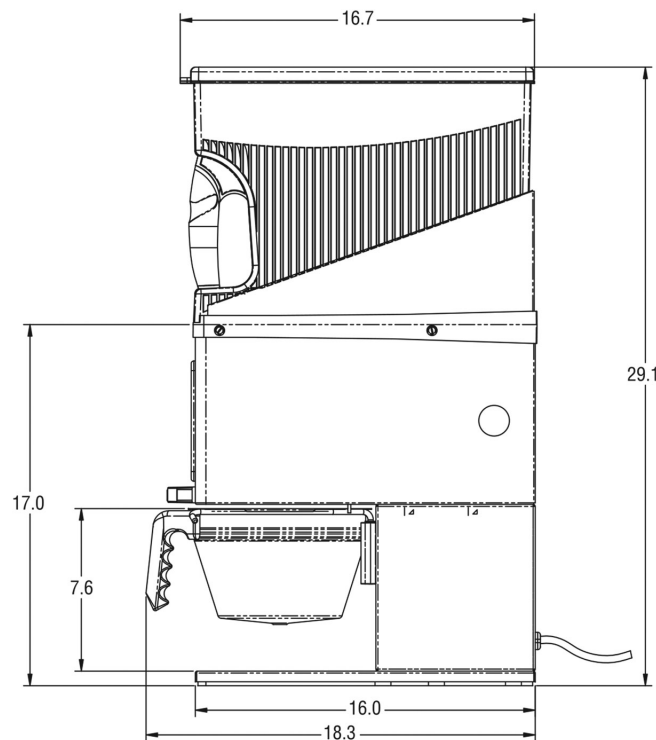
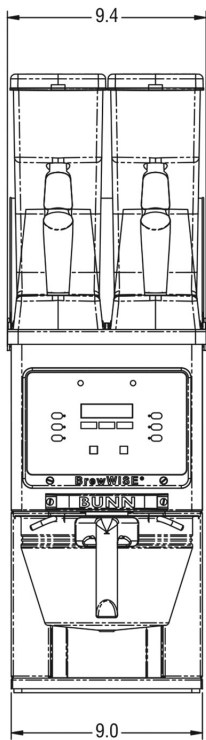
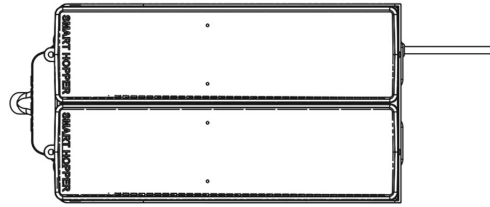
Product No	Channel	Product Category	UPC	Number of Hoppers
35600.0020	Amusement and Leisure College and University Full Service Healthcare Lodging and Hospitality Quick Serve Restaurant Specialty	Coffee Grinder	72504109398	Two
Coffee Grinder Capacity Range	Removable Hopper	Finish	Number of Wires (+GND)	Cord Attached
High	Yes	Stainless	2	Yes
Plug Type	2D Format CAD Available	BrewWISE	Digital Brewer Control	Capacity per Hopper
NEMA 5-15P	Yes	Yes	Yes	6 lb
Machine Depth	Machine Width	Machine Height	Shipping Box Length	Shipping Box Width
18 in	9.36 in	29.1 in	20.3 in	20.3 in
Shipping Box Height	Shipping Weight	Volume of shipped		

box

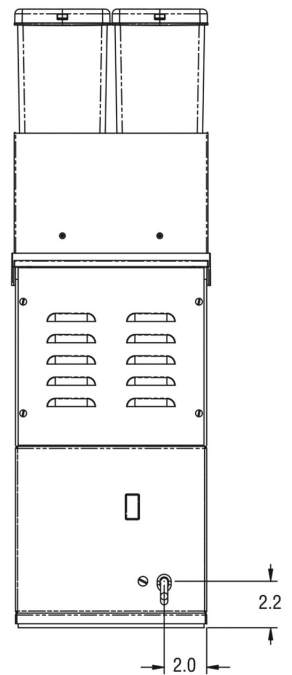
25.8 in

70.71 lb

6.15 ft³



29.1



Electric & Capacity

Electrical Configuration Option

Volts-Factory Wired: 120

Phase-Factory Wired: 1

Watts-Factory Wired: 1320

Hertz-Factory Wired: 60

Amps-Factory Wired: 11

To see illustrated parts manuals, visit bunn.com/support/manuals

BUNN® reserves the right to change specifications and product design without notice. Such revisions do not entitle the buyer to corresponding changes, improvements, additions, or replacements for previously purchased equipment. For most current specifications and other info visit bunn.com. All dimensions shown in inches.