



FLEXBAR SPLIT BALL TYPE PROBE MEASURING SYSTEM

...a unique, modular design bore gaging system of precisely fitted, quickly interchangeable components providing unmatched versatility and add-on capability.



Buy now only what you need (a single gage or set). Add-on later (other probes, accessories, etc.). You'll never have to duplicate in order to:

1. Inspect other size bores
- *2. Reach greater gaging depths
3. Use higher or lower magnification readout
4. Gage blind or counterbore holes
- *5. Adjust to selected gaging depths
- *6. Readout at right angles to clear obstructions
- *7. Employ bench stand techniques for rapid, high volume bore gaging

No other bore gaging system gives you such versatility or covers such an extensive range of bore sizes...from only .0185" (slightly more than 1/64") to 1.620".

MAIN FEATURES:

Durable, high accuracy Dial Indicator (.0001" grad) with revolution counter and balanced dial. Range selected to span longest range probe.

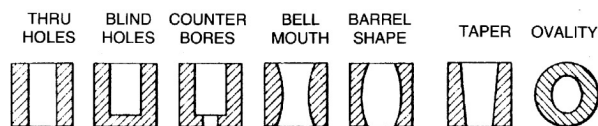
Smooth working, split collet holder with insulated grip. When knurled knob is semi-tight, Indicator can be easily positioned vertically and radially. Once fully tightened, holds securely. Split ball probe, quickly interchangeable with any other. Threads securely to holder.

Precisely relieved section provides closely controlled flex under normal indicator gaging force.

Split ball, hard chrome plated, automatically center in bore, easily passes over annular interruptions. Smooth radius permits easy bore entry.

Precision ground needle, hard chrome plated for durability, high surface smoothness and protection against rust.

USE FLEXBAR PROBES TO INSPECT:



BUY A BASIC GAGE OR A COMPLETE GAGING SET-SEE NEXT PAGES

* Available upon request. Phone or fax for details.



RANGES FROM .0185" - 1.620"


English and Metric models
Self-centering, 2-point gaging
Depths up to 60"

COMPLETE SET INCLUDES:


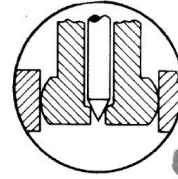
1. Probes and Needles as listed
2. Dial Indicator (see below) and Retraction Knob
3. Holder with .375" dia. collet
4. Fitted, protective case

OPTIONAL:

1. Depth Extensions
2. Right Angle Attachment
3. Depth Adjuster
4. Carbide inserted probes and needles (.165" up)
5. Holder with 5/16" (8mm) collet
6. Setting Rings



BLIND HOLE



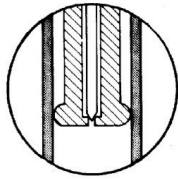
SPLIT BALL

OPTIONAL:

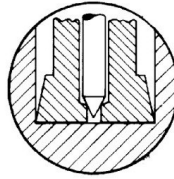
Blind hole probes—available from .057" up. Solid carbide gaging surfaces—available from .165" up. Not available for T series (Slimline) or blind hole probes.

Blind hole contacts have sharp radiused edges, permitting checks close to bottom of hole:

PROBE NOS.	RANGE	FROM BOTTOM
011 THRU 018	.057" - .169"	.012"
021 THRU 029	.165" - .394"	.020"
031 THRU 039	.380" - .830"	.039"
041 THRU 046	.822" - 1.135"	.047"
051 THRU 056	1.130" - 1.620"	.059"



Slim-line (T series) probes and extensions permit high accuracy, deep hole exploration of small bores from .0807" to .388". Ideal for small diameter glass and metal tubing.



PROBE RANGE	PROBE NO.*	NEEDLE NO.*	GAGING DEPTH	SETTING RING	COMPLETE SET NO. THRU HOLE	BLIND HOLE*
.0185 - .210"	0X		.059"	.020"		—
.0205 - .0228"	00	N-1	.071"	.022"	E00	
.0224 - .0264"	01		.079"	.025"		—
.0256 - .0300"	02	N-2	.099"	.028"	E00	
.0295 - .0343"	03		.110"	.032"		—
.0335 - .0380"	04		.116"	.036"		—
.0375 - .0450"	05		4"	.040"		—
.043 - .0490"	06		4"	.045"		—
.047 - .0530"	07	N-3	4"	.050"	E0	—
.051 - .0570"	08		4"	.055"		—
.054 - .0610"	09		4"	.060"		—
.057 - .075"	011		.67"	.0625"		—
.067 - .085"	012	N-4	.67"	.0750"	E1	E1B
.081 - .096"	013		.67"	.0875"		—
.091 - .110"	014		.87"	.1000"		—
.105 - .126"	015		.87"	.1150"		—
.120 - .140"	016	N-5	.87"	.1300"	E1	E1B
.134 - .155"	017		.87"	.1450"		—
.149 - .169"	018		.87"	.1600"		—
.165 - .200"	021		1.6"	.1800"		—
.185 - .220"	022		1.6"	.2000"		—
.209 - .244"	023		1.6"	.2250"		—
.235 - .270"	024		1.6"	.2500"		—
.260 - .295"	025	N-6	1.6"	.2750"	E2	E2B
.288 - .323"	026		1.6"	.3000"		—
.313 - .347"	027		1.6"	.3250"		—
.335 - .370"	028		2.0"	.3500"		—
.360 - .394"	029		2.0"	.3750"		—
.380 - .425"	031		2"	.4000"		—
.420 - .480"	032		2"	.4500"		—
.474 - .531"	033		2"	.5000"		—
.524 - .583"	034		2"	.5500"		—
.573 - .634"	035	N-7	2"	.6000"	E3	E3B
.622 - .681"	036		2"	.6500"		—
.672 - 730"	037		2"	.7000"		—
.721 - 780"	038		2"	.7500"		—
.772 - 830"	039		2"	.8000"		—

PROBE RANGE	PROBE NO.*	NEEDLE NO.*	GAGING DEPTH	SETTING RING	COMPLETE SET NO. THRU HOLE	BLIND HOLE*
.822 - .880"	041		2"	.8500"		—
.872 - .930"	042		2"	.9000"		—
.922 - .980"	043	N-7	2"	.9500"	E4	E4B
.972 - 1.036"	044		2"	1.000"		—
1.022 - 1.080"	045		2"	1.050"		—
1.072 - 1.135"	046		2"	1.100"		—
1.130 - 1.220"	051		2"	1.180"		—
1.210 - 1.300"	052		2"	1.260"		—
1.290 - 1.380"	053	N-8	2"	1.340"	E5	E5B
1.370 - 1.460"	054		2"	1.420"		—
1.450 - 1.540"	055		2"	1.500"		—
1.530 - 1.620"	056		2"	1.580"		—

FOR DEEP BORES UNDER .388" (THRU HOLE) AND 337" (BLIND HOLE)

.0807 - .0940"	013/T	N-9	3.5**	.0875"	E1/T†	—
.0920 - .1075"	014/T			.1000"		—
.1071 - .1224"	015/T			.1150"		—
.1220 - .1374"	016/T	N-10	3.5**	.1300"	E1/T†	—
.1370 - .1523"	017/T			.1450"		—
.1519 - .1673"	018/T			.1600"		—
.166 - .187"	021/T			.1800"		—
.186 - .212"	022/T					—
.211 - .237"	023/T					—
.236 - .262"	024/T					—
.261 - .287"	025/T	N-11	3.6**		E2/T††	E2/TB††
.286 - .312"	026/T					—
.311 - .337"	027/T					—
.336 - .362"	028/T					—
.361 - .388"	029/T					—

* To specify blind hole probes and needles, add Suffix B

** Includes length of Extension

† Optional - gaging depths up to 20", Phone or fax for extensions

†† Optional - gaging depths up to 60", Phone or fax for extensions

Also Available Upon Request: Depth Extensions, Depth Adjuster, Right Angle Attachment, Checking Stand and Stand Accessories.

LARGE BORE TYPE SETS, Phone, Fax or Visit www.flexbar.com.

METRIC PROBES AND SETS ALSO AVAILABLE UPON REQUEST.