



# FLEXBAR E.I.M.B.™

## Electrical Interlocking Mounting Brackets For use with all Flexbar Latheguards and Small Chuckguards

4 MODELS AVAILABLE TO SUIT INDIVIDUAL LATHE DESIGNS

Functioning: Once wired to motor-control circuit (motor starter), the cam-operated limit switch opens the contacts when the safety shield is tilted up . . . and the machine stops running (see fig. 1 and fig. 2).

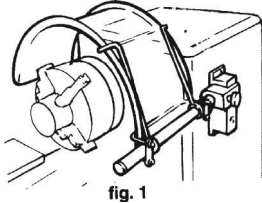


fig. 1

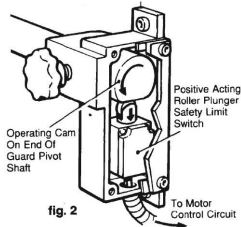


fig. 2



### SPECIFICATIONS

#### Limit Switch:

- Roller-type
- Roller and head are metal in sealed plastic housing
- Electrical life - 1 million cycles
- Mechanical life - 30 million cycles
- NEMA 4 rated
- Approvals: UL A300, UL E140497, CSA A 300 & CSA LR26716 M20
- Snap acting SPDT INO-INC with double break ensures switch will open in event of minor contact welding
- Contact block & roller head are modular hence replaceable without discarding entire device

#### Electrical Conduit:

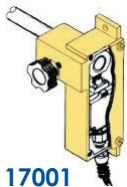
- Extremely flexible and withstands repeated flexing
- recognized - exceeds industry standards
- Liquid tight vs. oil, water and most chemicals
- \* and certified and recognized

#### \*Fittings:

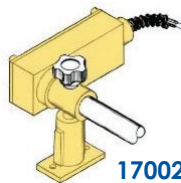
Inside is nylon with BUNA-N gland which seals the two each (2) 18 gage wires, plus a grounding wire.

### AVAILABLE IN 4 DIFFERENT MOUNTING STYLES:

- Bright Yellow Painted Finish



17001

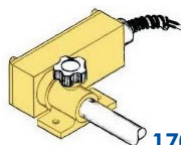


17002



17003

Flange  
(Reversible)



17004

#### Included with each E.I.M.B. model:

- Electrical Interlock Box with safety limit switch, wiring and mounting bracket with locking knob
- Special Latheguard tube
- Wiring diagram.

Dimensions of rectangular box portion of E.I.M.B.:

Approx. 6% x 2% x 1% inches (168mm x 60mm x 41.3mm)

MODEL NO.	DESCRIPTION
17001	Style 1 - Mount at back of lathe (see figure 1). For all shield sizes.
17002	Style 2 - Telescoping & Swiveling Style. For lathes with irregular or dome-shaped headstock, E.G. -Hardinge. For all shield sizes.
17003	Style 3 - Mounts on face of headstock. Backplate can be reversed 180° on housing thus flange portion can be on right (as shown) or on left side, if reversed. All shield sizes.
17004	Style 4 - Top mounting for flat top of headstock. All shield sizes. Note: Observing the lathe structure and taking a few measurements makes proper selection easy.

ABOVE E.I.M.B. MODELS DO NOT INCLUDE LATHEGUARD SHIELDS/ASSEMBLIES.