



**Item# SML428109**

## **Specifications**

---

Category: Vanity Light

---

Fixture Dimension: W24" x H5.3" x D2.9"

---

Fixture Weight: 4.2 kgs (9.2Lbs.)

---

Fixture Finish: Chrome with milk white Glass

---

Bulbs: Integrated LED

---

Wattage: 30W

---

Lumen: 2400Lumens

---

Colour Temperature: Warm White (3000K)

---

Dimmable: Yes\*

---

Voltage: 120V

---

Approved Location: Suitable for Damp Location

---

Safety Certification: CETL

---

\*Suggested Compatible Dimmers:

Lutron Dimmers: DVCL-153PR-WH-C, SCL-153PR-WH-C, SCL153PH-WH-C, CTCL-153PDH-WH-C, MACL-153MH, TGCL-153PH, DVELV-303P-WH, NLV-600-WH, MAELV-600-WH, SELVB-300PR-WH-C

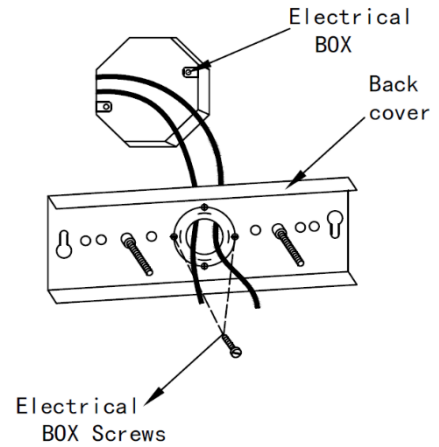
Leviton Dimmers: NO.6672, NO.6674, TGM10, NO.6683, DSE06-10Z, VPE06-1LZ, IPE04-1LZ



## Assembly Instructions

Item# SML428109

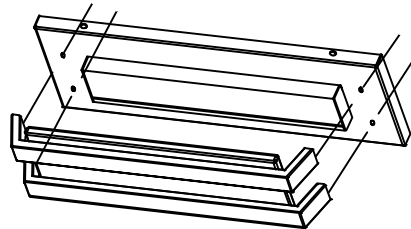
1- Attach canopy to electrical box. Feed power cords from the outlet box through the center hole of the back cover. Align holes of back cover outlet box and secure with outlet box screws.




2- Assemble the front glass cover



3- Assemble two brackets to the backplate.



4- Connect the wire, then assemble the backplate to the back cover



5- Assembly is complete, enjoy.





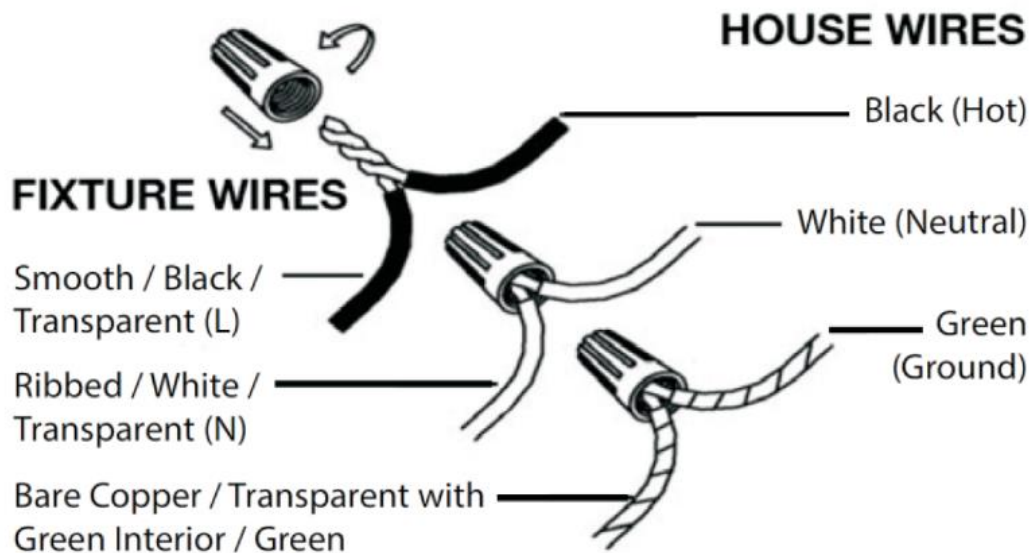
## Wire Connections

### **ATTENTION**

FIXTURE INSTALLATION MUST BE DONE BY A LICENSED ELECTRICIAN

SHUT OFF POWER SUPPLY AT FUSE OR CIRCUIT BREAKER

USE ONLY THE SPECIFIED BULBS & DO NOT EXCEED THE MAXIMUM WATTAGE



Use standard wire connectors to make all wire connections.

Twist connectors until wires are tightly joined together.

Wrap each connection with approved electrical tape and carefully stuff all the connected wires into outlet box.