



ALBA 120

- Glass perimeter frame
- Matt white panel- possible to paint the panel, please delete
- Perimeter extraction
- Easy open panel to access grease filters
- LED Lighting 5500K
- Electronic control
- Metallic grease filters
- Remote control included
- Optional Carbon.Zeo filter for recirculating installation
- Suitable for ducted and recirculating installation

Maximum distance from hob

- Electric and gas: 1500mm

Cut-out dimensions

603mm x 1200mm

Remote control



Colour Options

White



Product Codes

White

Alba 120
with inline 1100m³/h motor
ALB-1200-CEWH_ILSE

Alba 120
with inline 1300m³/h motor
ALB-1200-CEWH_ILSX

Alba 120
with external 1000m³/h motor
ALB-1200-CEWH_WMSS


Alba 120
with external 1500m³/h motor
ALB-1200-CEWH_WMSX

Alba 120
with slimline 800m³/h motor
ALB-1200-CEWH_DUNL

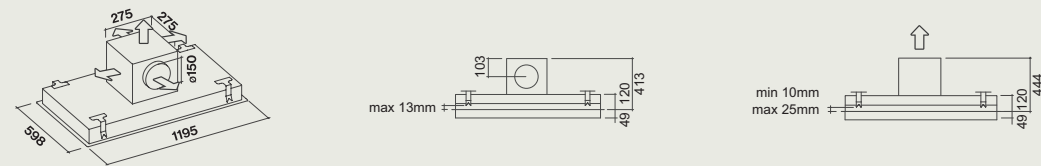
Alba 120
with flat roof 1033m³/h motor
ALB-1200-CEWH_RF540

Product Dimensions

Slimline Motor 800m³/h: requires 220mm x 90mm ducting

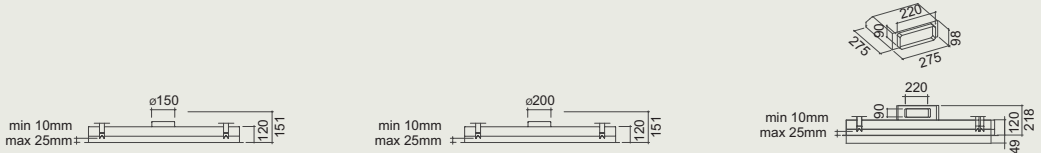


Inline Motor 1100m³/h: requires Ø150mm ducting
Can be installed directly on top of the extractor or along the duct run



Extractor without motor

Side View with Junction - KACL.789

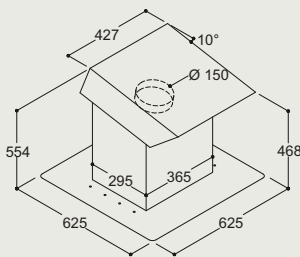


Applies to: Inline 1100m³/h motor
External 1000m³/h motor

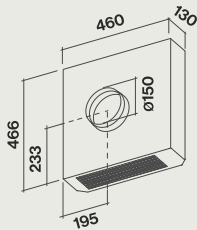
Applies to: Inline 1300m³/h motor
External 1500m³/h motor

Applies to: Inline 1100m³/h and 1300m³/h motor
External 1000m³/h and 1500m³/h motor
Flat Roof Mounted 1033m³/h motor

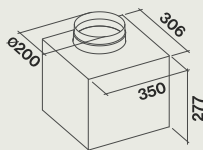
Motor Dimensions



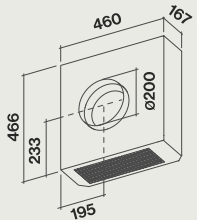
Flat Roof Mounted Motor 1033m³/h
NB requires Ø150mm ducting



External Motor 1000m³/h
NB requires Ø150mm ducting



External Motor 1300m³/h
NB requires Ø200mm ducting



External Motor 1500m³/h
NB requires Ø200mm ducting

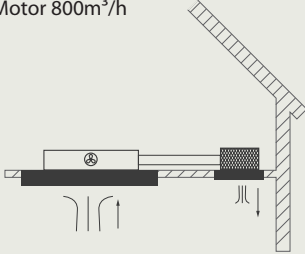
Motor options: see page 55 for motor tables

Motor Installation Examples

Extractor with recirculation filter

Applies to:

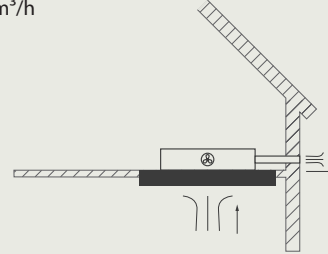
- Slimline Motor 800m³/h



Motor installed on top of extractor

Applies to:

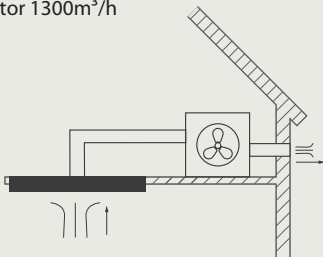
- Slimline Motor 800m³/h



Motor installed along the duct run

Applies to:

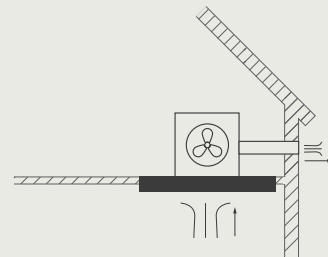
- Inline Motor 1100m³/h
- Inline Motor 1300m³/h



Motor installed on top of extractor

Applies to:

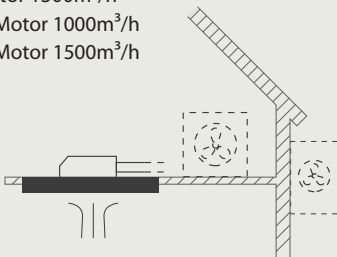
- Inline Motor 1100m³/h



Extractor with rectangular junction

Applies to:

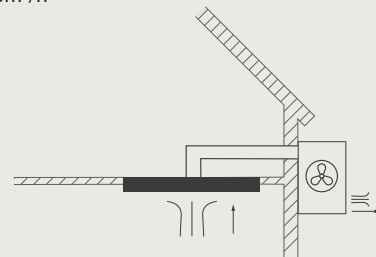
- Inline Motor 1100m³/h
- Inline Motor 1300m³/h
- External Motor 1000m³/h
- External Motor 1500m³/h



Motor installed on outside vertical wall

Applies to:

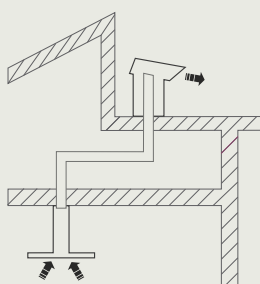
- External Motor 1000m³/h
- External Motor 1500m³/h



Motor installed on flat roof

Applies to:

- Flat Roof Mounted Motor 1033m³/h



Motor Tables

Performance – Slim motor 800m³/h

| Motor speed | 1 | 2 | 3 | 4 |
|--|--------|-----|-----|-----|
| Noise level dB(A)re1pW - I.E.C.60704-2-13 | 52 | 60 | 65 | 68 |
| Air flow (m ³ /h) I.E.C.61591 | 330 | 470 | 580 | 680 |
| Connected load (W) | 400 | | | |
| Rectangular duct outlet Ø (mm) | 220x90 | | | |

Performance – Flat roof mounted motor 1033m³/h

| Motor speed | 1 | 2 | 3 | 4 |
|--|-----|-----|-----|-----|
| Noise level dB(A)re1pW - I.E.C.60704-2-13 | 58 | 66 | 70 | 74 |
| Air flow (m ³ /h) I.E.C.61591 | 520 | 630 | 680 | 750 |
| Connected load (W) | 570 | | | |
| Duct outlet Ø (mm) | 150 | | | |

Performance – Inline motor 1100m³/h

| Motor speed | 1 | 2 | 3 | 4 |
|--|-----|-----|-----|-----|
| Noise level dB(A)re1pW - I.E.C.60704-2-13 | 53 | 62 | 66 | 69 |
| Air flow (m ³ /h) I.E.C.61591 | 360 | 500 | 650 | 850 |
| Connected load (W) | 570 | | | |
| Duct outlet Ø (mm) | 150 | | | |

Performance – Inline motor 1300m³/h

| Motor speed | 1 | 2 | 3 | 4 |
|--|-----|-----|-----|------|
| Noise level dB(A)re1pW - I.E.C.60704-2-13 | 50 | 58 | 63 | 68 |
| Air flow (m ³ /h) I.E.C.61591 | 450 | 650 | 800 | 1230 |
| Connected load (W) | 720 | | | |
| Duct outlet Ø (mm) | 200 | | | |

Performance – External motor 1000m³/h

| Motor speed | 1 | 2 | 3 | 4 |
|--|-----|-----|-----|-----|
| Noise level dB(A)re1pW - I.E.C.60704-2-13 | 67 | 70 | 73 | 75 |
| Air flow (m ³ /h) I.E.C.61591 | 750 | 850 | 920 | 950 |
| Connected load (W) | 570 | | | |
| Duct outlet Ø (mm) | 150 | | | |

Performance – External motor 1500m³/h

| Motor speed | 1 | 2 | 3 | 4 |
|--|------|------|------|------|
| Noise level dB(A)re1pW - I.E.C.60704-2-13 | 52 | 64 | 72 | 74 |
| Air flow (m ³ /h) I.E.C.61591 | 1000 | 1200 | 1250 | 1430 |
| Connected load (W) | 570 | | | |
| Rectangular duct outlet Ø (mm) | 200 | | | |

ALBA

Version

Ceiling - 120 cm

Collection

Design+

EAN code

8034122359526

KACL.786#41F

Outdoor extractor fan 1000 m³/h

Collection

Accessoires

EAN code

8034122707433



*The photograph is purely for information
It may not correspond to the selected version.*

FEATURES

Perimeter suction
Electronic control
Metallic grease filter, removable and washable
Remote control included
Perimeter Led Lighting
Glass perimeter frame
Matte white painted panel

TECHNICALFEATURES

Installation type
Ceiling
Dimensions
120 cm
Type of control
Electronic control
Speed settings
4
Lighting
LED (5500K)
Minimum distance
Gas hob: 150 cm
Electric hob: 150 cm

PACKAGING:WEIGHTS AND VOLUMES

ALBA
Ceiling - 120 cm
Gross weight
55 kg
Net weight
45 kg
Volume
0,39 m³
Packaging size
Length
1295 mm
Height
810 mm
Depth
370 mm

CONSUMPTION AND CONNECTION FEATURES

Current
220-240V
Frequency
50-60Hz

ENERGY CLASS
0

REMOTE MOTOR
Outdoor extractor fan 1000 m³/h

Gross weight
15 kg
Net weight
13 kg
Volumes
0,07 m³
Packaging size
Length
545 mm
Height
255 mm
Depth
530 mm

ALBA

Version

Ceiling - 120 cm

Collection

Design+

EAN code

8034122359526

KACL.796#4AF

Outdoor extractor fan 1500 m³/h

Collection

Accessoires

EAN code

8034122709611



*The photograph is purely for information
It may not correspond to the selected version.*

FEATURES

Perimeter suction
Electronic control
Metallic grease filter, removable and washable
Remote control included
Perimeter Led Lighting
Glass perimeter frame
Matte white painted panel

TECHNICALFEATURES

Installation type
 Ceiling
Dimensions
 120 cm
Type of control
 Electronic control
Speed settings
 4
Lighting
 LED (5500K)
Minimum distance
 Gas hob: 150 cm
 Electric hob: 150 cm

PACKAGING:WEIGHTS AND VOLUMES

ALBA
 Ceiling - 120 cm
Gross weight
 55 kg
Net weight
 45 kg
Volume
 0,39 m³
Packaging size
 Length
 1295 mm
 Height
 810 mm
 Depth
 370 mm

CONSUMPTION AND CONNECTION FEATURES

Current
 220-240V
Frequency
 50-60Hz

ENERGY CLASS
 0

REMOTE MOTOR
 Outdoor extractor fan 1500 m³/h

Gross weight
 17 kg
Net weight
 15 kg
Volumes
 0,07 m³
Packaging size
 Length
 545 mm
 Height
 255 mm
 Depth
 530 mm

ALBA

Version

Ceiling - 120 cm

Collection

Design+

EAN code

8034122359526

KACL.770#41F

Remote under-roof 1100 m³/h

Brushless

Collection

Accessoires

EAN code

8034122710211



*The photograph is purely for information
It may not correspond to the selected version.*

FEATURES

Perimeter suction
Electronic control
Metallic grease filter, removable and washable
Remote control included
Perimeter Led Lighting
Glass perimeter frame
Matte white painted panel

TECHNICALFEATURES

Installation type
Ceiling
Dimensions
120 cm
Type of control
Electronic control
Speed settings
4
Lighting
LED (5500K)
Minimum distance
Gas hob: 150 cm
Electric hob: 150 cm

PACKAGING:WEIGHTS AND VOLUMES

ALBA
Ceiling - 120 cm
Gross weight
55 kg
Net weight
45 kg
Volume
0,39 m³
Packaging size
Length
1295 mm
Height
810 mm
Depth
370 mm

CONSUMPTION AND CONNECTION FEATURES

Current
220-240V
Frequency
50-60Hz

ENERGY CLASS
0

REMOTE MOTOR
Remote under-roof 1100 m³/h
Brushless

Gross weight
9 kg
Net weight
8 kg

Volumes
0,06 m³
Packaging size
Length
435 mm
Height
340 mm
Depth
385 mm

ALBA

Version

Ceiling - 120 cm

Collection

Design+

EAN code

8034122359526

KACL.770#41F

Remote under-roof 1100 m³/h

Brushless

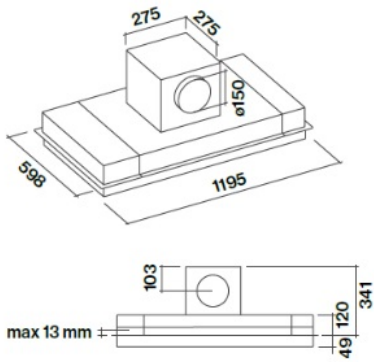
Collection

Accessoires

EAN code

8034122710211

Hood and motor dimensions



ALBA

Version

Ceiling - 120 cm

Collection

Design+

EAN code

8034122359526

KACL.797#4AF

Remote under-roof motor 1300 m³/h

Collection

Accessoires

EAN code

8034122709628



*The photograph is purely for information
It may not correspond to the selected version.*

FEATURES

Perimeter suction
Electronic control
Metallic grease filter,
removable and washable
Remote control included
Perimeter Led Lighting
Glass perimeter frame
Matte white painted panel

TECHNICALFEATURES

Installation type
Ceiling
Dimensions
120 cm
Type of control
Electronic control
Speed settings
4
Lighting
LED (5500K)
Minimum distance
Gas hob: 150 cm
Electric hob: 150 cm

PACKAGING:WEIGHTS AND VOLUMES

ALBA
Ceiling - 120 cm
Gross weight
55 kg
Net weight
45 kg
Volume
0,39 m³
Packaging size
Length
1295 mm
Height
810 mm
Depth
370 mm

CONSUMPTION AND CONNECTION FEATURES

Current
220-240V
Frequency
50-60Hz

ENERGY CLASS
0

REMOTE MOTOR
Remote under-roof motor 1300 m³/h

Gross weight
15 kg
Net weight
14 kg
Volumes
0,09 m³
Packaging size
Length
530 mm
Height
440 mm
Depth
380 mm

ALBA

Version

Ceiling - 120 cm

Collection

Design+

EAN code

8034122359526

KACL.797#4AF

Remote under-roof motor 1300

m³/h

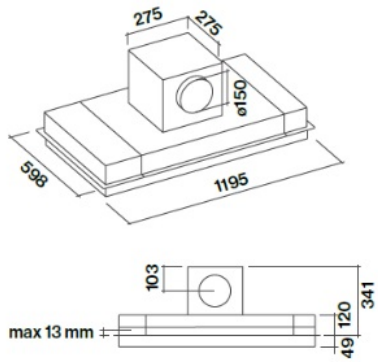
Collection

Accessoires

EAN code

8034122709628

Hood and motor dimensions



ALBA

Version

Ceiling - 120 cm

Collection

Design+

EAN code

8034122359526

KACL.798#41F

Remote under-roof motor 950
m³/h

Collection

Accessoires

EAN code

8034122709833



*The photograph is purely for information
It may not correspond to the selected version.*

FEATURES

Perimeter suction
Electronic control
Metallic grease filter, removable and washable
Remote control included
Perimeter Led Lighting
Glass perimeter frame
Matte white painted panel

TECHNICALFEATURES

Installation type
Ceiling
Dimensions
120 cm
Type of control
Electronic control
Speed settings
4
Lighting
LED (5500K)
Minimum distance
Gas hob: 150 cm
Electric hob: 150 cm

PACKAGING:WEIGHTS AND VOLUMES

ALBA
Ceiling - 120 cm
Gross weight
55 kg
Net weight
45 kg
Volume
0,39 m³
Packaging size
Length
1295 mm
Height
810 mm
Depth
370 mm

CONSUMPTION AND CONNECTION FEATURES

Current
220-240V
Frequency
50-60Hz

ENERGY CLASS
0

REMOTE MOTOR
Remote under-roof motor 950
m³/h

Gross weight

10 kg

Net weight

9 kg

Volumes

0,06 m³

Packaging size

Length

435 mm

Height

340 mm

Depth

385 mm

ALBA

Version

Ceiling - 120 cm

Collection

Design+

EAN code

8034122359526

KACL.798#41F

Remote under-roof motor 950

m³/h

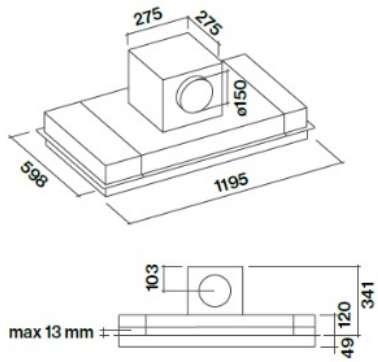
Collection

Accessoires

EAN code

8034122709833

Hood and motor dimensions



ALBA

Version

Ceiling - 120 cm

Collection

Design+

EAN code

8034122359526

KACL.782#49F

Slim motor 800 m³/h

Collection

Accessoires

EAN code

8034122708584



*The photograph is purely for information
It may not correspond to the selected version.*

FEATURES

Perimeter suction
Electronic control
Metallic grease filter, removable and washable
Remote control included
Perimeter Led Lighting
Glass perimeter frame
Matte white painted panel

TECHNICALFEATURES

Installation type
Ceiling
Dimensions
120 cm
Type of control
Electronic control
Speed settings
4
Lighting
LED (5500K)
Minimum distance
Gas hob: 150 cm
Electric hob: 150 cm

PACKAGING:WEIGHTS AND VOLUMES

ALBA
Ceiling - 120 cm
Gross weight
55 kg
Net weight
45 kg
Volume
0,39 m³
Packaging size
Length
1295 mm
Height
810 mm
Depth
370 mm

CONSUMPTION AND CONNECTION FEATURES

Current
220-240V
Frequency
50-60Hz

ENERGY CLASS
0

REMOTE MOTOR
Slim motor 800 m³/h

Gross weight
10 kg
Net weight
9 kg
Volumes
0,04 m³
Packaging size
Length
550 mm
Height
370 mm
Depth
175 mm

ALBA

KACL.782#49F

Slim motor 800 m³/h

Version

Ceiling - 120 cm

Collection

Accessoires

Collection

Design+

EAN code

8034122708584

EAN code

8034122359526

Hood and motor dimensions

