



NEWS
2020-2021

PRODUCT
CATALOGUE

Catalogue pour intérieur



Focus on the value of light

ÉCLAIRAGE SUR RAIL



PLAFONNIERS

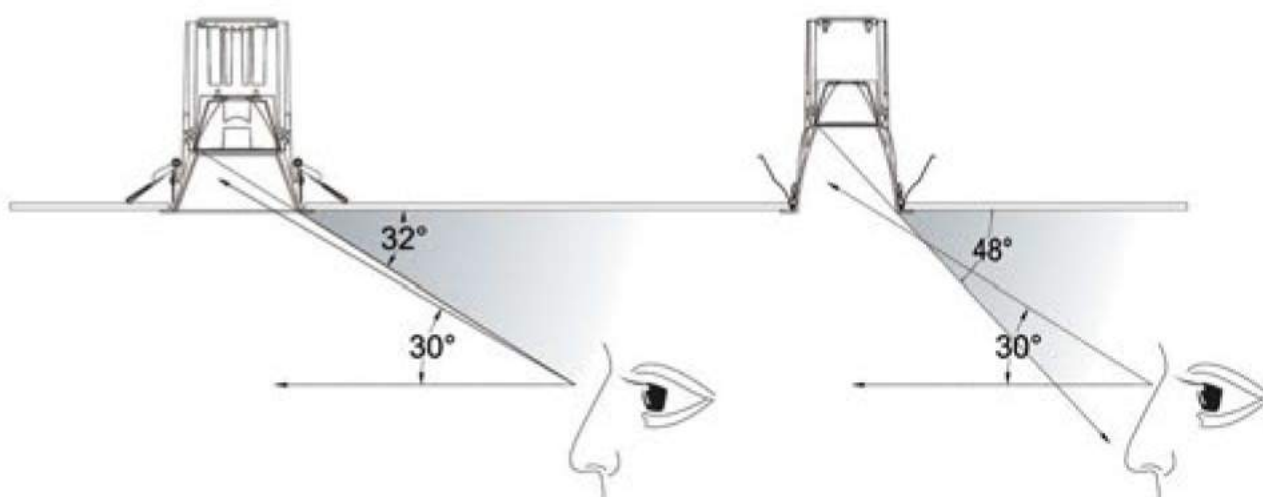




REDLIGHT
FOR HOUSE

ANTI-GLARE / ANTI-ÉBLOUISSEMENT





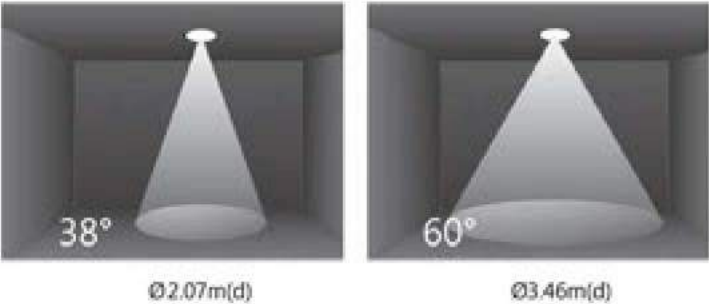
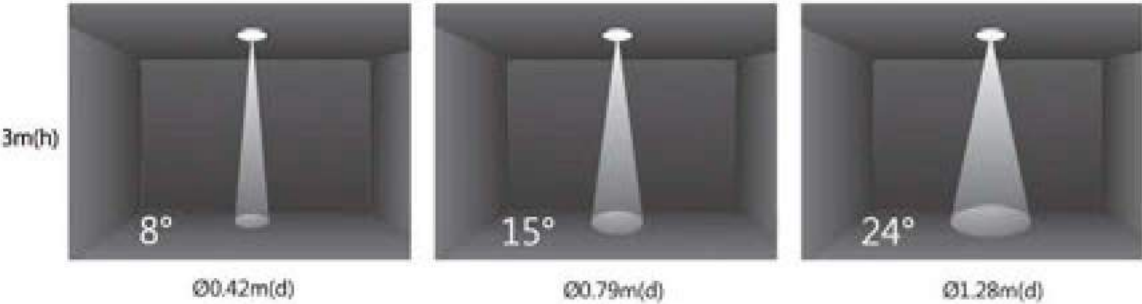


Human being's normal sight range is straight forward above 30° to under 60° , within the scope of the dazzling light, is called glare.

All the RedLight light of lamps was controlled within the sectional light angle of 30° , so glare problem has been controlled.

La portée normale de la vue de l'être humain est au-dessus de 30° à moins de 60° , dans la portée de la lumière aveuglante, s'appelle l'éblouissement.

Toute la lumière des lampes Red Light a été contrôlée dans l'angle de lumière de coupe de 30° , donc le problème d'éblouissement a été contrôlé.

Various optional angles of lightning distribution to meet different lightning requirements / Différents angles de répartition de la lumière en option pour répondre aux différentes exigences en matière d'éclairage





Lightning performance on various applications: **Wall Wash /**
Performances d'éclairage sur diverses applications: **Éclairage**
Rasant



Uniform wall wash / Éclairage rasant uniforme

Museums, architecture, interior wall, shelves...
Musées, architecture, mur d'intérieur, étagères ...



Intensive wall wash / Éclairage rasant intense

Museum wall, in a jewellery store...
Mur de musée, dans une bijouterie...



Corridor wall wash / Éclairage rasant de couloir

Make a bright two dimensional wall, make the cor-
ridor look more spacious
Faire un mur lumineux en deux dimensions, rendre
le couloir plus spacieux




OPTIONAL CHIP BRAND / MARQUE DE PUCE EN OPTION



Red Light chose brand original light source, make sure that the color tolerance < 3 color performance, pure light color, high color rendering, a uniform light is downy, ensure that each light source are excellent, consistent, sustained and stable color expressive force.

Red Light a choisi la source de lumière originale de la marque, assurez-vous que la tolérance de couleur < 3 couleurs, la couleur de la lumière pure, le rendu des couleurs élevé, une lumière uniforme est duveteuse, assurez-vous que chaque source de lumière est excellente, cohérente, soutenue et stable.

COLOR TOLERANCE SDCM < 3 / TOLÉRANCE COULEUR SDCM < 3



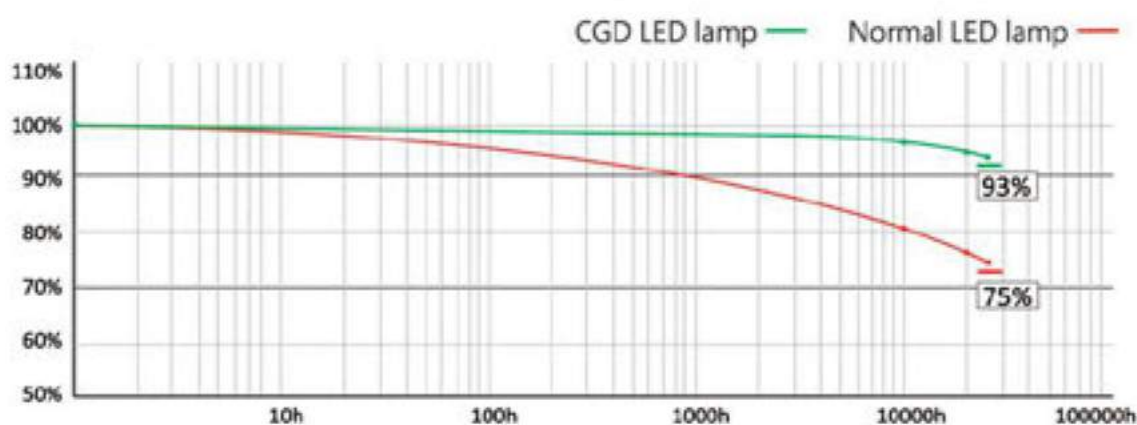
Step 2: can't perceive color difference;
 Step 3: difficult to perceive color difference;
 Step 4: can perceive color difference;

Step 2: ne peut percevoir la différence de couleur;
 Step 3: difficile de percevoir la différence de couleur;
 Step 4: peut percevoir la différence de couleur;



ULTRA SMALL LUMENS DEPRECIATION; ULTRA BRIGHT LIGHT / DÉPRÉCIATION ULTRA FAIBLE EN LUMENS; LUMIÈRE ULTRA BRILLANTE

Adopted 37500 hours droop / 37500 heures de statistique



Above 30000 hours lightening testing in the same environment condition, experiments has proven Red Light LED lamps is different from normal LED lamp. Common LED lamp appear reddish and green in color temperature.

Dépassé les 30000 heures d'éclairage dans le même environnement. Des expériences ont prouvé que les LED de Red Light sont différentes de LED commune. Les LED communes deviennent rougeâtre et verte en température de lumière.



CDG température
de couleur normale



LED commune:
rougeâtre



LED commune:
verte

LED STANDARD COLOR TEMPERATURE / TEMPÉRATURE DE COULEUR STANDARD LED



Variety of light color option, meet different lightning environment needs

Warm white / (2700K/3000K)

Suitable for low intensity of illumination requirements of household, hotels, clubs, restaurants, exclusive stores etc...

Neutral White (4000K)

Suitable for higher demand illumination chain stores, commercial complexes, offices buildings and other places

Cold white (5000K to 6000K)

Suitable for higher demand illumination schools, hospitals, jewelry stores, jade shops, roads and other places

Variété d'option de couleur claire, répond aux différents besoins de l'environnement de la foudre

Blanc chaud / (2700K / 3000K)

Convient aux besoins d'éclairage de faible intensité des ménages, hôtels, clubs, restaurants, magasins exclusifs, etc.

Blanc neutre (4000K)

Convient aux chaînes de magasins d'éclairage à forte demande, aux complexes commerciaux, aux immeubles de bureaux et à d'autres endroits

Blanc froid (5000K à 6000K)

Convient aux écoles d'éclairage, aux hôpitaux, aux bijouteries, aux magasins de jade, aux routes et à d'autres endroits à forte demande



LED - CRI



All Red Light LED lamps come with excellent color expressive force, show that all above 80, specific items can be more than 90, make the content more bright and clear, real reflect the goods material and color, improve the grade of products.

Toutes les lampes à LED Red Light ont une excellente force d'expression des couleurs, montrent que tout au-dessus de 80, des articles spécifiques peuvent être supérieurs à 90, rendent le contenu plus clair et plus clair, reflètent réellement le matériau et la couleur des marchandises, améliorent la qualité des produits.

DRIVER



Red Light chose brand driver, reasonable circuit design, imported components, electrolytic capacitor, intelligent IC, ensure the driving parameters, the life are matching with LED light source
Stable performance, high efficiency, low heat, steady flow, prevent light affected by the voltage fluctuation, safer, longer, life of lamps and lanterns.

Red Light choisi des drivers de marque, la conception de circuit raisonnable, les composants importés, le condensateur électrolytique, le circuit intégré intelligent, assurez-vous que les paramètres de conduite, la durée de vie correspond à la source de lumière LED
Des performances stables, un rendement élevé, une chaleur faible, un débit constant, empêchent la lumière affectée par les fluctuations de tension, plus sûr, plus long, la durée de vie des lampes et des lanternes.





SOMMAIRE

- P.001-044: LED Tracklight / Eclairage LED sur rail
- P.045-058: LED Mini Grille Light / Eclairage LED à petite grille
- P.059-066: LED Linear Light/ Eclairage LED Linéaire
- P.067-080: LED Tracklight Multiple Installation / Eclairage LED sur rail à multiple installation
- P.081-140: LED Ceiling Downlight/ Plafonnier LED
- P.141-150: Trimless Ceiling Downlight / Plafonnier LED à encastrer
- P.151-154: Modules LED
- P.155-170: LED Hotel Downlight / Plafonnier LED pour hôtels
- P.171-174: LED Wall Wash / LED Eclairage Rasant
- P.175-186: LED Household Sotre & Recessed Grille Light / Éclairage de grille à LED et à encastrer
- P.187-196: LED Ceiling Downlight / Plafonnier LED
- P.197-212: LED Suspension Lamp / Lampe à Suspension LED
- P.213-216: LED Corner Light / Éclairage d'angle à LED
- P.217-224: LED Wall Lamp / Applique murale à LED

LED Tracklight / Eclairage LED sur rail



FS4026-30
P005



FS4027-20
P005



FS1078A-30
P006



FS4033-05
P006



FS4029-30
P009



FS4029-20
P009



FS4029-15
P010



FS4037-30
P013



FS4037-20
P013



FS4037-15
P014



FS4038-30
P015



FS4038-20
P015



FS4038-15
P016



FS4039-30
P017



FS4039-20
P017



FS4039-15
P018



FS4036-35
P021



FS4036-25
P021



FS4036-15
P022



FS4032-30
P023



FS4019-30
P024



FS4019-20
P024



FS4019-15
P025



FS4019-10
P025



FS4019-06
P026



FS4005-42
P028



FS4005-35
P028



FS4005-30
P028



FS4006-42
P029



FS4006-35
P029



FS4006-30
P029



FS4010-22
P029



FS4010-18
P029



FS4010-12
P029



FS401CE-22
P030



FS401OE-18
P030



FS401OE-12
P030



FS4007-42
P030



FS4008-42
P031



FS4001-26
P031



FS4014-25
P033



FS4014-18
P033



FS4069A-06
P035



FS1080A-06
P035



FS4015-25
P038



FS4015-18
P038



FS4013-42
P040



FS4012-30
P041

**LED Tracklight /
Eclairage LED sur rail**



FS4011-15
P041



FS4020-20
P044

**LED Mini Grille Light /
Eclairage LED à petite
grille**



FS8005-16
P047



FS4013-08
P051



FS8008-16
P051



FS8030-18
P053



FS8042-30
P054



FS80050-45
P057

**LED Tracklight Mul-
tiple Installation /
Eclairage LED sur rail
à multiple installation**



FS8021
P061



FS9002
P065

**LED Linear Light/
Eclairage LED Li-
néaire**



FS8026-30
P069



FS8028-26
P073



FS8001-25
P074



FS8015-15
P076



FS8016-15
P076



FS8011-10
P076



FS80188-19
P078



FS8037-20
P080

**LED Ceiling Down-
light/ Plafonnier LED**



FS2037-05
P083



FS1075-30
P087



FS1074-20
P087



FS1073-15
P088



FS1064-30
P091



FS1064-20
P092



FS1064-15
P092



FS5045-42
P095



FS5045-22
P096



FS5075A-09
P096



FS5088-20
P099



FS5086-20
P099



FS5086-15
P100



FS5088-15
P101



FS1014-15
P105



FS1013-09
P105



FS1012-05
P106



FS4034-18
P109

LED Ceiling Downlight / Plafonnier LED



FS4034-12
P109



FS4034-06
P110



FS5071-18
P112



FS5073-18
P112



FS5070-30
P115



FS1060-42
P116



FS5042-22
P117



FS5103-09
P117



FS5072-25
P118



FS1083-06
P120



FS1083-13
P120



FS5201-05
P122



FS5040-05
P123



FS5040-02
P123



FS1076-02
P124



FS5053-05
P124



FS1022-16
P126



FS5076-14
P126



FS1007-09
P127



FS1008-09
P127



FS5075-09
P128



FS1061-09
P130



FS10618-15
P130



FS5049-26
P131



FS4010A-22
P136



FS4001A-26
P136



FS5077-42
P138



FS5051-20
P139



FS5052-20
P139

Trimless Ceiling Downlight / Plafonnier LED à encastrer



FS5093-20
P145



FS5093-15
P145



FS5093-05
P146



FS5093A-20
P147



FS5093A-05
P147



FS5093A-15
P148



FS2039A-30
P148



FS5202-06
P150



FS5202-13
P150

Modules LED



FS1059-09
P153



FS1059-15
P153

**LED Tracklight /
Eclairage LED sur rail**



FS5001-15
P158



FS6002-15
P156



FS6003-15
P159



FS6004-15
P159



FS5205-20
P163



FS5205-12
P163



FS5205-06
P164



FS6012A-20
P166



FS6012-20
P166



FS6013-50
P168



FS6200-30
P165



FS6010-42
P169



FS5006-42
P169



FS6007-42
P170

**LED Wall Wash /
Eclairage LED rasant**



FS6011-25
P172



FS5039-12
P172



FS1065-15
P173

**LED Household Sotre &
Recessed Grille Light /
Éclairage de grille à LED
et à encastrer**



FS1062-13
P177



FS1062-20
P178



FS1062-30
P178



FS2018A-35
P180



FS2019A-35
P182



FS2022A-15
P181



FS2023A-15
P182



FS2027A-13
P182



FS2029-16
P183



FS2030-30
P183



FS2027-13
P185



FS2039-30
P185

**LED Ceiling Down-
light / Plafonnier
LED**



FS3033-20
P189



FS3032-15
P189



FS3031-10
P190



FS3002-24
P193



FS3001-19
P193



FS3022-15
P194



FS3021-13
P194



FS3020-10
P195



FS3023-07
P195

LED Suspension Lamp / Lampe à Suspension LED



FS3036-15
P199



FS3036-06
P199



FS3035-05
P200



FS4027C-20
P200



FS3020-40
P201



FS4010B-18
P201



FS3025-18
P202



FS4027A-20
P203



FS4028A-30
P203



FS4027D-20
P204



FS3038-20
P204



FS1078A-15
P205



FS3035A-05
P205



FS3036A-15
P206



FS3036A-06
P206



FS4019A-30
P207



FS4019A-20
P207



FS4019A-15
P208



FS4019A-10
P208



FS4019A-06
P209



FS4010D-22
P210



FS1069-06
P210



FS3029-09
P211



FS3019-40
P211



FS3024-25
P212

LED Corner Light / Éclairage d'angle à LED



FS5091-03
P214



FS5092-03
P214



FS5026-02
P215



FS5027-02
P215



FS5094-02
P216

LED Wall Lamp / Applique murale à LED



FS1078-30
P218



FS1079-20
P218



FS1080-06
P220



FS1084-06
P222



FS1082-30
P222



FS1068-20
P224

LED TRACK LIGHT /
ÉCLAIRAGE À LED SUR RAIL



Glare cut angle of
20 degree



90 degree Adjust
up and down




355 degree Adjust
Horizontal rotation



**LED TRACK LIGHT /
ÉCLAIRAGE À LED SUR RAIL**



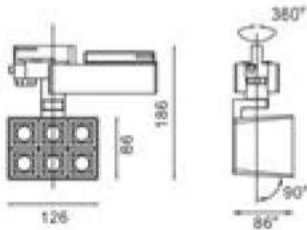
LED TRACK LIGHT / ÉCLAIRAGE À LED SUR RAIL



Simple and elegant designed LED track light with aluminium die-cast housing, with multiples lens angles, specially designed heatsink with excellent dissipation to minimize degradation of the lumens. Application: Fashion Stores, Chain Store, Shopping Mall, Showrooms, Art Galleries.

Rail d'éclairage à LED au design simple et élégant avec boîtier en aluminium moulé sous pression, avec angles d'objectif multiples, dissipateur thermique spécialement conçu avec une excellente dissipation pour minimiser la dégradation des lumens. Application: magasins de mode, chaîne de magasins, centre commercial, salles d'exposition, galeries d'art.

LED TRACK LIGHT / ÉCLAIRAGE À LED SUR RAIL



FS4028-30

Max.30W

Operating Temp. : -30°C + 40°C

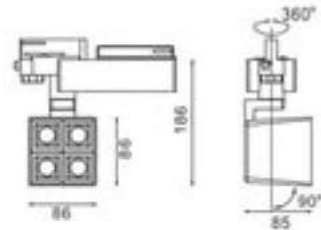
6× (4.5W SMD) chip (DC500mA)

- 2700K/1800lm CRI90
- 3000K/1950lm CRI90
- 4000K/2242lm CRI80
- 5000K/2550lm CRI70

Remote Driver: AC100-240V 50/60Hz

Driver performance: Non-dimmable/dimmable

Dimmer: DALI/0~10v/Triac



FS4027-20

Max.20W

Operating Temp. : -30°C + 40°C

4× (4.5W SMD) chip (DC500mA)

- 2700K/1200lm CRI90
- 3000K/1300lm CRI90
- 4000K/1500lm CRI80
- 5000K/1710lm CRI70

Remote Driver: AC100-240V 50/60Hz


Driver performance: Non-dimmable/dimmable

Dimmer: DALI/0~10v/Triac

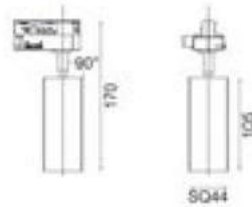
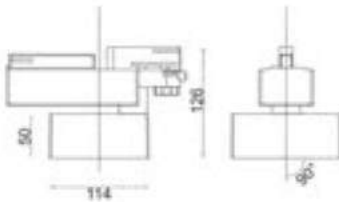
Beam angle



Color selection



LED TRACK LIGHT / ÉCLAIRAGE À LED SUR RAIL



FS1078A-30

Max. 30W

Operating Temp. : -30°C + 40°C

9 × (3W SMD) chip (DC500mA)

- 2700K/1800lm CRI90
- 3000K/1950lm CRI90
- 4000K/2242lm CRI80
- 5000K/2550lm CRI70

Remote Driver: AC100-240V 50/60Hz

Driver performance: Non-dimmable/dimmable

Dimmer: DALI/0-10v/Triac

FS4033-05

Max. 5W

Operating Temp. : -30°C + 40°C

1 × (4.5W SMD) chip (DC500mA)

- 2700K/300lm CRI90
- 3000K/325lm CRI90
- 4000K/375lm CRI80
- 5000K/425lm CRI70

Remote Driver: AC100-240V 50/60Hz


Driver performance: Non-dimmable/dimmable

Dimmer: Triac


Beam angle



Color selection



LED TRACK LIGHT / ÉCLAIRAGE À LED SUR RAIL



LED Tracklight with advance design of Global branded track driver system which integrated power supply and adaptator, special heatsink design ensure the service life, excellent lens solution makes a clear light form.

L'éclairage à LED sur rail avec une conception avancée du système de pilote de piste de marque Global qui intègre une alimentation et un adaptateur, une conception spéciale du dissipateur thermique assure la durée de vie, une excellente solution de lentille crée une forme de lumière claire.



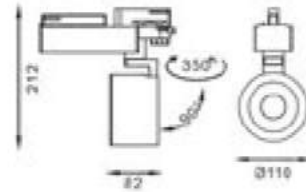
LED TRACK LIGHT /
ÉCLAIRAGE À LED SUR RAIL



— Details
of
the
figure



LED TRACK LIGHT / ÉCLAIRAGE À LED SUR RAIL



FS4029-30

Max.30W

Operating Temp. : -30°C + 40°C

26W COB chip (DC700mA)

- 2700K/2100lm CRI90
- 3000K/2400lm CRI90
- 4000K/2760lm CRI80
- 5000K/3120lm CRI70

Remote Driver: AC220-240V 50/60Hz

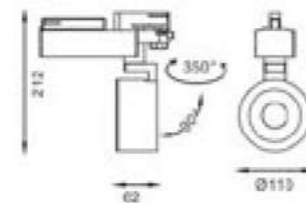
Driver performance: Non-dimmable/dimmable

Dimmer: 0-10v/Triac

Beam angle



Color selection



FS4029-20

Max.20W

Operating Temp. : -30°C + 40°C

18.5W COB chip (DC500mA)

- 2700K/1400lm CRI90
- 3000K/1600lm CRI90
- 4000K/1850lm CRI80
- 5000K/2100lm CRI70

Remote Driver: AC220-240V 50/60Hz

Driver performance: Non-dimmable/dimmable

Dimmer: 0-10v/Triac

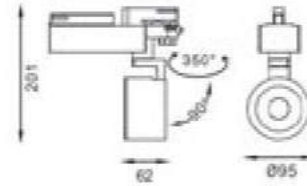
Beam angle



Color selection



LED TRACK LIGHT / ÉCLAIRAGE À LED SUR RAIL



FS4029-15

Max. 15W

Operating Temp. : -30°C + 40°C

13.5W COB chip (DC350mA)

- 2700K/1050lm CRI90
- 3000K/1200lm CRI90
- 4000K/1390lm CRI80
- 5000K/1580lm CRI70

Remote Driver: AC220-240V 50/60Hz

Driver performance: Non-dimmable/dimmable

Dimmer: 0-10v/Triac


Beam angle



Color selection



**SIDE MOUNT TRACK LIGHT /
ÉCLAIRAGE SUR RAIL À MONTAGE LATÉRAL**



FS-D80A



FS-D80B



FS-D80C



FS-D80D



LED Side Mounted Spot tracklight:

High-end series of spot lamps, specially designed for high-end locations, side mounted channel installed to make decoration simple and more stylish & extravagant, brands and luxury store designers' first choice of products.

Les Spots sur rail LED:

Série haut de gamme de spots, spécialement conçus pour les emplacements haut de gamme, canal monté sur le côté installé pour rendre la décoration simple et plus élégante et extravagante, premier choix de produits des marques et des créateurs de magasins de luxe.



SIDE MOUNT TRACK LIGHT / ÉCLAIRAGE SUR RAIL À MONTAGE LATÉRAL

Side mounted ceiling installed details



SIDE MOUNT TRACK LIGHT / ÉCLAIRAGE SUR RAIL À MONTAGE LATÉRAL



FS4037-30

Max. 30W

Operating Temp. : -30°C + 40°C

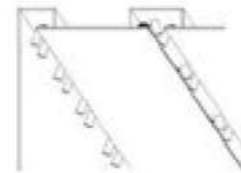
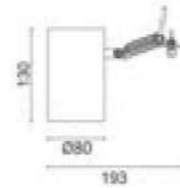
26W COB chip (DC700mA)

- 2700K/2100lm CRI90
- 3000K/2340lm CRI90
- 4000K/2645lm CRI80
- 5000K/2943lm CRI70

Remote Driver: AC220-240V 50/60Hz

Driver performance: Non-dimmable/dimmable

Dimmer: DALI0-10v/Triac



Beam angle



Color selection



FS4037-20

Max. 20W

Operating Temp. : -30°C + 40°C

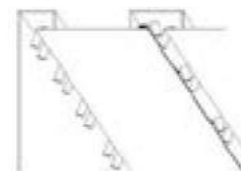
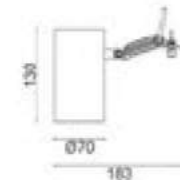
18.5W COB chip (DC500mA)

- 2700K/1400lm CRI90
- 3000K/1600lm CRI90
- 4000K/1850lm CRI80
- 5000K/2100lm CRI70

Remote Driver: AC220-240V 50/60Hz

Driver performance: Non-dimmable/dimmable

Dimmer: DALI0-10v/Triac



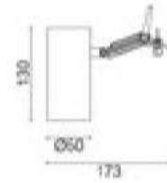
Beam angle



Color selection



SIDE MOUNT TRACK LIGHT / ÉCLAIRAGE SUR RAIL À MONTAGE LATÉRAL



FS4037-15

Max. 15W

Operating Temp. : -30°C + 40°C

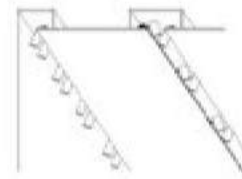
13.5W COB chip (DC350mA)

- 2700K/1050lm CRI90
- 3000K/1200lm CRI90
- 4000K/1390lm CRI80
- 5000K/1580lm CRI70

Remote Driver: AC220-240V 50/60Hz

Driver performance: Non-dimmable/dimmable

Dimmer: DALI/0-10v/Triac



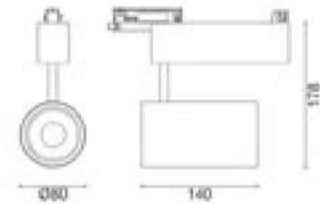
Beam angle



Color selection



LED TRACK LIGHT / ÉCLAIRAGE À LED SUR RAIL



FS4038-30

Max.30W

Operating Temp. : -30°C + 40°C

26W COB chip (DC700mA)

- 2700K/2100lm CRI90
- 3000K/2340lm CRI90
- 4000K/2645lm CRI80
- 5000K/2943lm CRI70

Remote Driver: AC220-240V 50/60Hz

Driver performance: Non-dimmable/dimmable

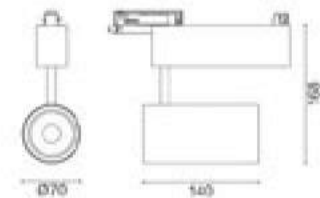
Dimmer: 0-10v/Triac



Beam angle



Color selection



FS4038-20

Max.20W

Operating Temp. : -30°C + 40°C

18.5W COB chip (DC500mA)

- 2700K/1400lm CRI90
- 3000K/1600lm CRI90
- 4000K/1850lm CRI80
- 5000K/2100lm CRI70

Remote Driver: AC220-240V 50/60Hz

Driver performance: Non-dimmable/dimmable

Dimmer: 0-10v/Triac



Beam angle



Color selection



LED TRACK LIGHT / ÉCLAIRAGE À LED SUR RAIL



FS4038-15

Max. 15W

Operating Temp. : -30°C + 40°C

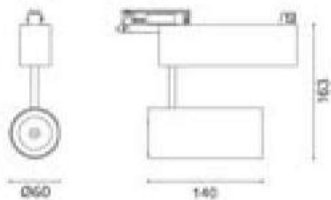
13.5W COB chip (DC350mA)

- 2700K/1050lm CRI90
- 3000K/1200lm CRI90
- 4000K/1390lm CRI80
- 5000K/1580lm CRI70

Remote Driver: AC220-240V 50/60Hz

Driver performance: Non-dimmable/dimmable


Dimmer: 0-10v/Triac



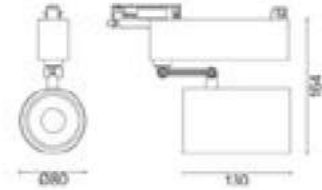
Beam angle



Color selection



LED TRACK LIGHT / ÉCLAIRAGE À LED SUR RAIL



FS4039-30

Max.30W

Operating Temp. : -30°C + 40°C

26W COB chip (DC700mA)

- 2700K/2100lm CR190
- 3000K/2340lm CR190
- 4000K/2645lm CR180
- 5000K/2943lm CR170

Remote Driver: AC220-240V 50/60Hz

Driver performance: Non-dimmable/dimmable

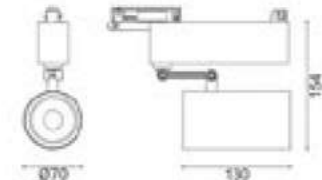
Dimmer: 0~10v/Triac



Beam angle



Color selection



FS4039-20

Max.20W

Operating Temp. : -30°C + 40°C

18.5W COB chip (DC500mA)

- 2700K/1400lm CR190
- 3000K/1600lm CR190
- 4000K/1850lm CR180
- 5000K/2100lm CR170

Remote Driver: AC220-240V 50/60Hz

Driver performance: Non-dimmable/dimmable

Dimmer: 0~10v/Triac



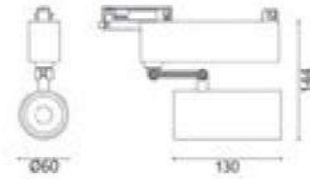
Beam angle



Color selection



LED TRACK LIGHT / ÉCLAIRAGE À LED SUR RAIL



FS4039-15

Max. 15W

Operating Temp. : -30°C + 40°C

13.5W COB chip (DC350mA)

- 2700K/1050lm CRI90
- 3000K/1200lm CRI90
- 4000K/1390lm CRI80
- 5000K/1580lm CRI70

Remote Driver: AC220-240V 50/60Hz

Driver performance: Non-dimmable/dimmable

Dimmer: 0-10v/Triac



Beam angle



Color selection



LED TRACK LIGHT /
ÉCLAIRAGE À LED SUR RAIL



LED Tracklight with Global adaptor, Die casting design of the Driver Box & the Lamp Body;
Excellent thermal dissipation, high-antiglare LENS design, Focus on good
quality and economic Tracklight for Euro-market



Glare cut angle of
20 degree
20° 防眩光角度



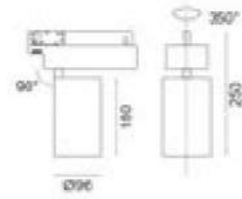
90 degree Adjust
up and down
上下90° 可調角度



355 degree Adjust
horizontal rotation
水平355° 可調角度



LED TRACK LIGHT / ÉCLAIRAGE À LED SUR RAIL



FS4036-35

Max.35W

Operating Temp. : -30°C + 40°C

32W COB chip (DC850mA)

- 2700K/2450lm CRI90
- 3000K/2730lm CRI90
- 4000K/3100lm CRI80
- 5000K/3400lm CRI70

Remote Driver: AC220-240V 50/60Hz

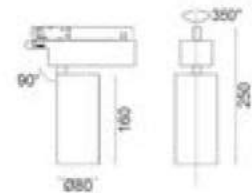

Driver performance: Non-dimmable/dimmable

Dimmer: 0-10v/Triac

Beam angle



Color selection



FS4036-25

Max.25W

Operating Temp. : -30°C + 40°C

23W COB chip (DC600mA)

- 2700K/1750lm CRI90
- 3000K/2000lm CRI90
- 4000K/2300lm CRI80
- 5000K/2550lm CRI70

Remote Driver: AC220-240V 50/60Hz

Driver performance: Non-dimmable/dimmable

Dimmer: 0-10v/Triac

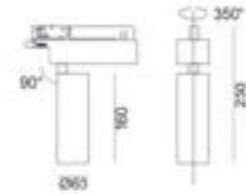
Beam angle



Color selection



LED TRACK LIGHT / ÉCLAIRAGE À LED SUR RAIL



FS4036-15

Max. 15W

Operating Temp. : -30°C + 40°C

13.5W COB chip (DC350mA)

- 2700K/1050lm CRI90
- 3000K/1200lm CRI90
- 4000K/1390lm CRI80
- 5000K/1580lm CRI70

Remote Driver: AC220-240V 50/60Hz

Driver performance: Non-dimmable/dimmable

Dimmer: 0-10v/Triac

Beam angle



Color selection



**LED TRACK LIGHT /
ÉCLAIRAGE À LED SUR RAIL**



FS4019

FS4032-15/22/30



LED TRACK LIGHT / ÉCLAIRAGE À LED SUR RAIL



FS4019-30

Max.30W

Operating Temp. : -30°C + 40°C

26W COB chip (DC700mA)

- 2700K/2107lm CRI90
- 3000K/2340lm CRI90
- 4000K/2645lm CRI80
- 5000K/2943lm CRI70

Inbuilt Driver: AC100-240V 50/60Hz

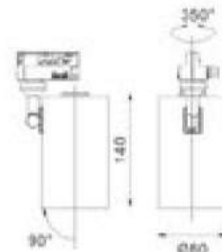
Driver performance: Non-dimmable/dimmable

Dimmer: DALI/0-10V/Traic

Beam angle



Color selection



FS4019-20

Max.20W

Operating Temp. : -30°C + 40°C

17.5W COB chip (DC500mA)

- 2700K/1405lm CRI90
- 3000K/1600lm CRI90
- 4000K/1850lm CRI80
- 5000K/2100lm CRI70

Inbuilt Driver: AC100-240V 50/60Hz

Driver performance: Non-dimmable/dimmable

Dimmer: DALI/0-10V/Traic

Beam angle



Color selection



www.traic.com

LED TRACK LIGHT / ÉCLAIRAGE À LED SUR RAIL



FS4019-15

Max. 15W

Operating Temp. : -30°C + 40°C

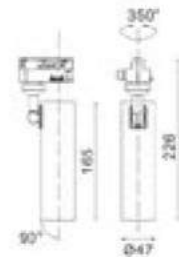
13.5W COB chip (DC350mA)

- 2700K/1050lm CR190
- 3000K/1200lm CR190
- 4000K/1370lm CR180
- 5000K/1550lm CR170

Inbuilt Driver: AC100-240V 50/60Hz

Driver performance: Non-dimmable/dimmable


Dimmer: DALI0-10V/Tra/c



Beam angle



Color selection



FS4019-10

Max. 10W

Operating Temp. : -30°C + 40°C

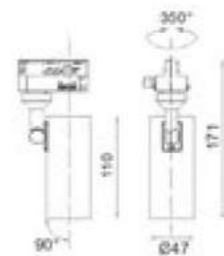
6.5W COB chip (DC250mA)

- 2700K/700lm CR190
- 3000K/800lm CR190
- 4000K/930lm CR180
- 5000K/1020lm CR170

Inbuilt Driver: AC100-240V 50/60Hz

Driver performance: Non-dimmable/dimmable


Dimmer: DALI0-10V/Tra/c



Beam angle

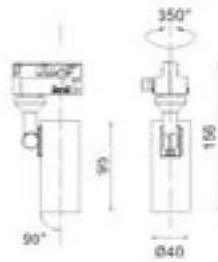


Color selection





LED TRACK LIGHT / ÉCLAIRAGE À LED SUR RAIL



FS4019-06

Max. 5W

Operating Temp. : -30°C + 40°C

5W COB chip (DC500mA)

● 2700K/420lm CRI90

● 3000K/470lm CRI90

● 4000K/540lm CRI80

● 5000K/605lm CRI70

Inbuilt Driver: AC100-240V 50/60Hz

Driver performance: Non-dimmable/dimmable

Dimmer: 0-10V/Traic

Beam angle



Color selection



PAGE-026

LED TRACK LIGHT / ÉCLAIRAGE À LED SUR RAIL

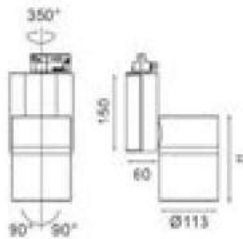


Simple and elegant designed LED track light with aluminium die-cast housing, with multiple reflecting angles, specially designed heatsink with excellent dissipation to minimize degradation of the lumens. Application: Fashion stores, chain store, shopping mall, showrooms, art galleries.

Rail d'éclairage à LED au design simple et élégant avec boîtier en aluminium moulé sous pression, avec plusieurs angles de réflexion, dissipateur thermique spécialement conçu avec une excellente dissipation pour minimiser la dégradation des lumens. Application: stores de mode, chaîne de magasins, courrier commercial, salles d'exposition, galeries d'art.



LED TRACK LIGHT / ÉCLAIRAGE À LED SUR RAIL



型号/Model	功率/P	高度/H
FS4005-30	Max.30W	152
FS4005-35	Max.35W	142
FS4005-42	Max.42W	142

Operating Temp. : -30°C +40°C

38W COB chip (DC1000mA) / FS4005-42

- 2700K/2958lm CRI90
- 3000K/3360lm CRI90
- 4000K/3696lm CRI80
- 5000K/4116lm CRI70

Remote Driver: AC100-240V 50/60Hz

Driver performance: Non-dimmable/dimmable

Dimmer: DALI/0-10v/Triac

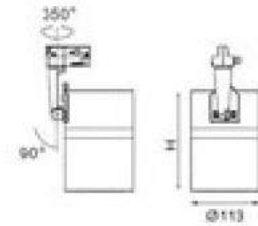
Beam angle



Color selection



LED TRACK LIGHT / ÉCLAIRAGE À LED SUR RAIL



型号/Model	功率/P	高度/H
FS4006-30	Max.30W	152
FS4006-35	Max.35W	142
FS4006-42	Max.42W	167

Operating Temp. : -30°C + 40°C

38W COB chip (DC1000mA) / FS4006-42

- 2700K/2958lm CRI90
- 3000K/3360lm CRI90
- 4000K/3696lm CRI80
- 5000K/4116lm CRI70

Inbuilt Driver: AC100-240V 50/60Hz

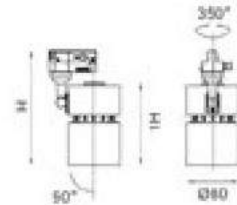
Driver performance: Non-dimmable/dimmable

Dimmer: DALI/0-10v/Triac

Beam angle



Color selection



型号/Model	功率/P	高度/H	灯体高度/H1
FS4010-12	Max.12W	179	158
FS4010-18	Max.18W	205	128
FS4010-22	Max.22W	215	138

Operating Temp. : -30°C + 40°C

16W COB chip (DC450mA) / FS4010-18

- 2700K/1260lm CRI90
- 3000K/1418lm CRI90
- 4000K/1585lm CRI80
- 5000K/1764lm CRI70

Inbuilt Driver: AC100-240V 50/60Hz

Driver performance: Non-dimmable/dimmable

Dimmer: DALI/0-10v/Triac

Beam angle



Color selection



LED TRACK LIGHT / ÉCLAIRAGE À LED SUR RAIL



型号/Model	功率/P	高度/H	灯体高度/H1
FS4010E-12	Max.12W	278	108
FS4010E-18	Max.18W	298	128
FS4010E-22	Max.22W	308	138

Operating Temp. : -30°C + 40°C

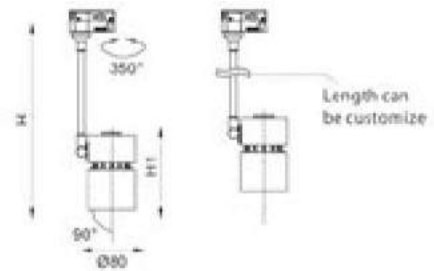
10W COB chip (DC300mA) / FS4010E-12

- 2700K/828lm CRI90
- 3000K/850lm CRI90
- 4000K/1020lm CRI80
- 5000K/1056lm CRI70

Inbuilt Driver: AC100-240V 50/60Hz

Driver performance: Non-dimmable/dimmable

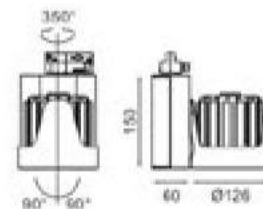
Dimmer: DALI/0-10v/Triac



Beam angle



Color selection



FS4007-42

Max.42W

Operating Temp. : -30°C + 40°C

38W COB chip (DC1000mA)

- 2700K/2958lm CRI90
- 3000K/3360lm CRI90
- 4000K/3696lm CRI80
- 5000K/4116lm CRI70

Remote Driver: AC100-240V 50/60Hz

Driver performance: Non-dimmable/dimmable

Dimmer: DALI/0-10v/Triac

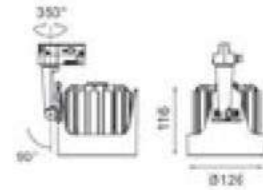
Beam angle



Color selection



LED TRACK LIGHT / ÉCLAIRAGE À LED SUR RAIL



FS4008-42

Max.42W

Operating Temp. : -30°C + 40°C

38W COB chip (DC1000mA)

- 2700K/2950lm CRI90
- 3000K/3360lm CRI90
- 4000K/3696lm CRI80
- 5000K/4116lm CRI70

Remote Driver: AC100-240V 50/60Hz

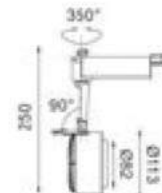

Driver performance: Non-dimmable/dimmable

Dimmer: DALI0-10v/Triac

Beam angle



Color selection



FS4001-26

Max.26W

Operating Temp. : -30°C + 40°C

23W COB chip (DC600mA)

- 2700K/1820lm CRI90
- 3000K/2028lm CRI90
- 4000K/2288lm CRI80
- 5000K/2550lm CRI70

Remote Driver: AC100-240V 50/60Hz

Driver performance: Non-dimmable/dimmable

Dimmer: DALI0-10v/Triac

Beam angle



Color selection



LED TRACK LIGHT /
ÉCLAIRAGE À LED SUR RAIL



**LED TRACK LIGHT /
ÉCLAIRAGE À LED SUR RAIL**



型号/Model	功率/P	高度/H
FS4014-18	Max.18W	262
FS4014-25	Max.25W	262

Operating Temp. : -30°C + 40°C

16W COB chip (DC450mA) / FS4014-18

- 2700K/1260lm CRI90
- 3000K/1418lm CRI90
- 4000K/1585lm CRI80
- 5000K/1764lm CRI70

Inbuilt Driver: AC100-240V 50/60Hz


Driver performance: Non-dimmable/dimmable

Dimmer: DALI/0-10v/Triac

Beam angle



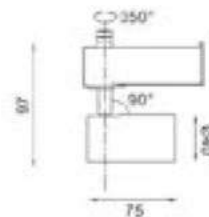
Color selection



LED TRACK LIGHT /
ÉCLAIRAGE À LED SUR RAIL



LED TRACK LIGHT / ÉCLAIRAGE À LED SUR RAIL



FS1069A-06 Max. 6W

Operating Temp. : -30°C + 40°C

5W COB chip (DC500mA)

- 2700K/350lm CR190
- 3000K/430lm CR190
- 4000K/500lm CR180
- 5000K/510lm CR170

Remote Driver: AC100-240V 50/60Hz

Driver performance: Non-dimmable/dimmable

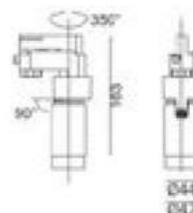
Dimmer: 0-10v/Triac



Beam angle



Color selection



FS1080A-06 Max. 6W

Operating Temp. : -30°C + 40°C

5W COB chip (DC500mA)

- 2700K/350lm CR190
- 3000K/430lm CR190
- 4000K/500lm CR180
- 5000K/510lm CR170

Remote Driver: AC100-240V 50/60Hz

Driver performance: Non-dimmable/dimmable

Dimmer: 0-10v/Triac

Beam angle



Color selection



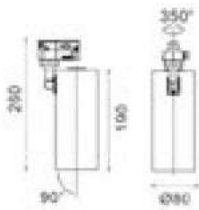
LED TRACK LIGHT /
ÉCLAIRAGE À LED SUR RAIL



LED TRACK LIGHT /
ÉCLAIRAGE À LED SUR RAIL



LED TRACK LIGHT / ÉCLAIRAGE À LED SUR RAIL



FS4015-18 / FS4015-25

Max. 18W/25W

Operating Temp.: -30°C +40°C

16W COB chip (DC450mA) / FS4015-18

- 2700K/1242lm CRI90
- 3000K/1296lm CRI90
- 4000K/1500lm CRI80
- 5000K/1550lm CRI70

Inbuilt Driver: AC100-240V 50/60Hz


Driver performance: Non-dimmable/dimmable

Dimmer: DALI/0-10V/Traic

Beam angle



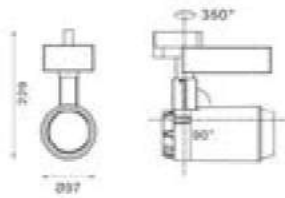
Color selection



**LED TRACK LIGHT /
ÉCLAIRAGE À LED SUR RAIL**



LED TRACK LIGHT / ÉCLAIRAGE À LED SUR RAIL



FS4013-42

Max.42W

Operating Temp. : -30°C + 40°C

38W COB chip (DC1000mA)

- 2700K/2958lm CRI90
- 3000K/3360lm CRI90
- 4000K/3696lm CRI80
- 5000K/4116lm CRI70

Remote Driver: AC100-240V 50/60Hz

Driver performance: Non-dimmable/dimmable

Dimmer: DALI/0-10v/Triac

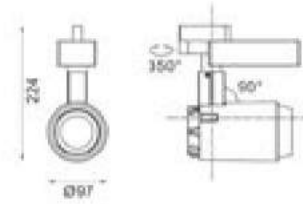
Beam angle



Color selection



LED TRACK LIGHT / ÉCLAIRAGE À LED SUR RAIL



FS4012-30

Max. 30W

Operating Temp. : -30°C + 40°C

26W COB chip (DC700mA)

- 2700K/2107lm CRI90
- 3000K/2340lm CRI90
- 4000K/2645lm CRI80
- 5000K/2943lm CRI70

Remote Driver: AC 100-240V 50/60Hz

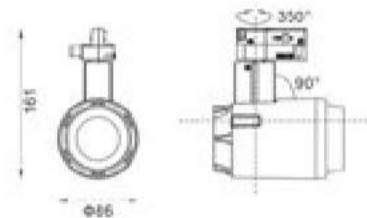
Driver performance: Non-dimmable/dimmable

Dimmer: DALI/0-10v/Triac

Beam angle



Color selection



FS4011-15

Max. 15W

Operating Temp. : -30°C + 40°C

13W COB chip (DC350mA)

- 2700K/1050lm CRI90
- 3000K/1170lm CRI90
- 4000K/1320lm CRI80
- 5000K/1470lm CRI70

Inbuilt Driver: AC 100-240V 50/60Hz


Driver performance: Non-dimmable/dimmable

Dimmer: DALI/0-10v/Triac

Beam angle




Color selection



LED TRACK LIGHT /
ÉCLAIRAGE À LED SUR RAIL



LED TRACK LIGHT /
ÉCLAIRAGE À LED SUR RAIL



CITIZEN



LED TRACK LIGHT / ÉCLAIRAGE À LED SUR RAIL



F4020-20

Max. 20W

Operating Temp. : -30°C + 40°C

18W COB chip (DC500mA)

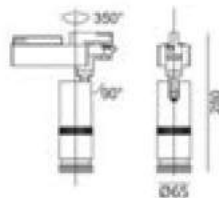
- 2700K/1300lm CR190
- 3000K/1400lm CR190
- 4000K/1850lm CR190

Inbuilt Driver: AC 100-240V 50/60Hz

Driver performance: Non-dimmable/dimmable

Dimmer: Dali/ 0-10V/Traic

Beam angle



Color selection



LED MINI GRILLE LIGHT / ÉCLAIRAGE DE GRILLE À LED

LED Wallwasher linear light with Finland Ledile top quality lens, High thermal conductive aluminium body metal black surface coating, free adjusted perfect wash wall effect, is the first choice of lighting designers.

La lumière linéaire LED Wallwasher avec lentille de qualité supérieure Finland Ledile, revêtement de surface noir en métal à corps en aluminium à haute conductivité thermique, effet de mur de lavage parfait ajusté gratuitement, est le premier choix des concepteurs d'éclairage.





LED MINI GRILLE LIGHT / ÉCLAIRAGE DE GRILLE À LED



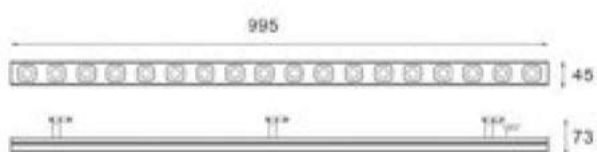
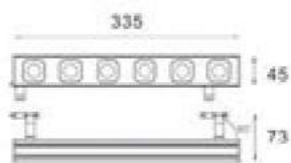
FS8005-16 / 6*2.1W LED / 960lm / 2700K / Ra80




FS8006-30 / 12*2.1W LED / 1800lm / 2700K / Ra80



FS8007-45 / 18*2.1W LED / 3000lm / 2700K / Ra80





LED MINI GRILLE LIGHT /
ÉCLAIRAGE DE GRILLE À LED



Remote Driver: AC100-240V 50/60Hz

Driver performance: Non-dimmable/dimmable


Dimmer: 0-10V/Triac/Dali

Surface mounted, can easily adjust any angle, Meet the lighting requirements of all directions

Beam angle:



Color selection



LED MINI GRILLE LIGHT / ÉCLAIRAGE DE GRILLE À LED



Base on the surface mounted version, we increase trimless, recessed and grille version to meet different place installation requirement. Except wallwasher function it can also instead of the downlight lightning. Apply in museum, hotel clubs, shopping malls, coffee shop, ect...

Sur la base de la version montée en surface, nous augmentons la version sans garniture, encastrée et grille pour répondre aux différentes exigences d'installation. Sauf la fonction d'éclairage rasant, il peut également à la place de l'éclairage du plafonnier. A appliquer dans les musées, les clubs d'hôtels, les centres commerciaux, les cafés, etc.



A close-up photograph of a brick wall, showing the texture and mortar of the bricks. The lighting is warm and directional, creating strong shadows and highlights that emphasize the three-dimensional quality of the bricks. In the top right corner, there is a teal-colored rectangular box containing white text.

LED MINI GRILLE LIGHT /
ÉCLAIRAGE DE GRILLE À LED

LED MINI GRILLE LIGHT / ÉCLAIRAGE DE GRILLE À LED



FS8013-03 / 1*2.1W LED / 207lm / 2700K / Ra80



FS8013-05 / 2*2.1W LED / 414lm / 2700K / Ra80



FS8013-08 / 3*2.1W LED / 552lm / 2700K / Ra80



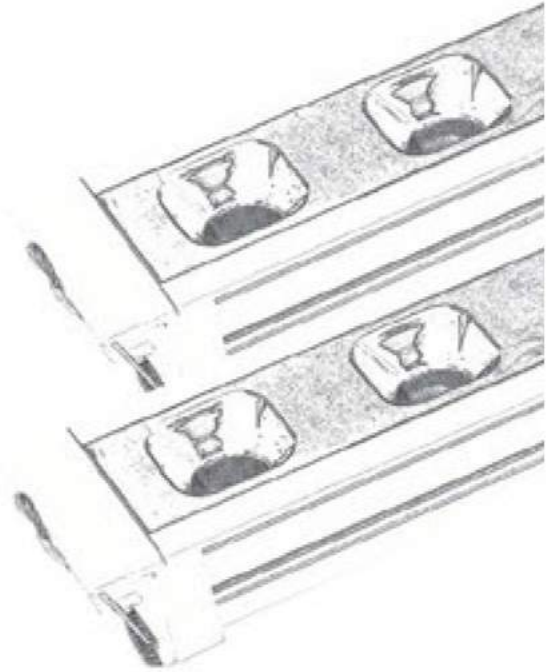
FS8008-16 / 6*2.1W LED / 1104lm / 2700K / Ra80



FS8009-30 / 12*2.1W LED / 2070lm / 2700K / Ra80



FS8010-45 / 18*2.1W LED / 3400lm / 2700K / Ra80



LED MINI GRILLE LIGHT / ÉCLAIRAGE DE GRILLE À LED

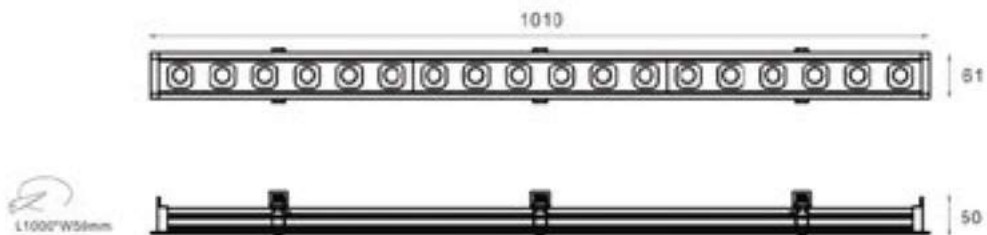
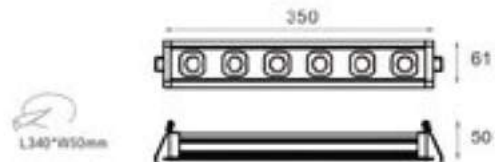
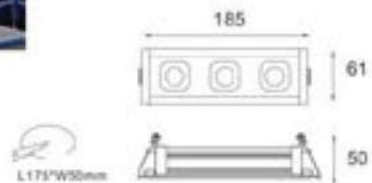
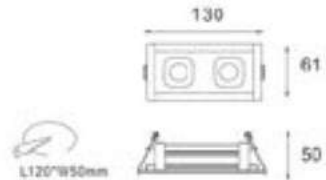
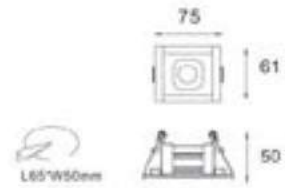



Remote Driver: AC100-240V 50/60Hz
 Driver performance: Non-dimmable/dimmable
 Dimmer: 0-10V/Triac/Dali

Beam angle:



Color selection



www.ledlight.com

LED MINI GRILLE LIGHT / ÉCLAIRAGE DE GRILLE À LED



LED LENS



TENSILE PMMA



FS8030-18 Max. 18W

Operating Temp. : -30°C + 40°C

8x1W (CREE XPE)+136pcs SMD 2835/Input:300mA,53V

SMD part lumen

- 2700K/560lm CR190
- 3000K/630lm CR190
- 4000K/720lm CR180
- 5000K/810lm CR170

Remote Driver: AC100-240V 50/60Hz

Driver performance: Non-dimmable/dimmable

Dimmer: DALI/0-10v/Triac

CREE LED chip part:

Beam angle:




Color selection



LED MINI GRILLE LIGHT / ÉCLAIRAGE DE GRILLE À LED

The Second Generation led linear light with better anti-glare effect.
UGR < 14. reflector holder have different color options



FS8042-30 / 15*2W LED / 2100lm / 2700K / Ra80




FS8042-20 / 10*2W LED / 1400lm / 2700K / Ra80



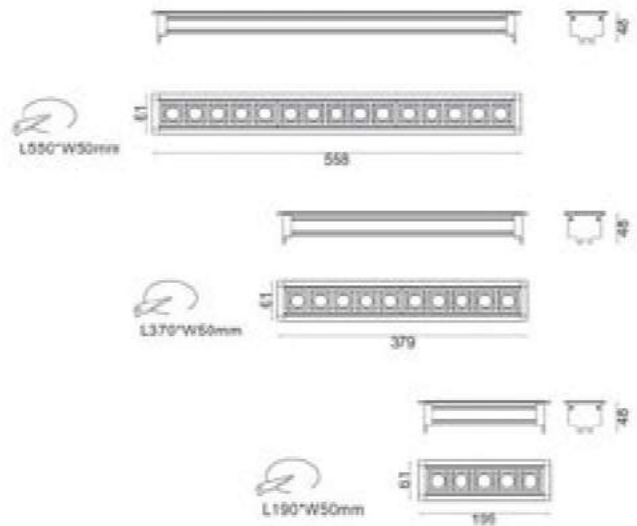
FS8042-10 / 5*2W LED / 690lm / 2700K / Ra80



Selected color



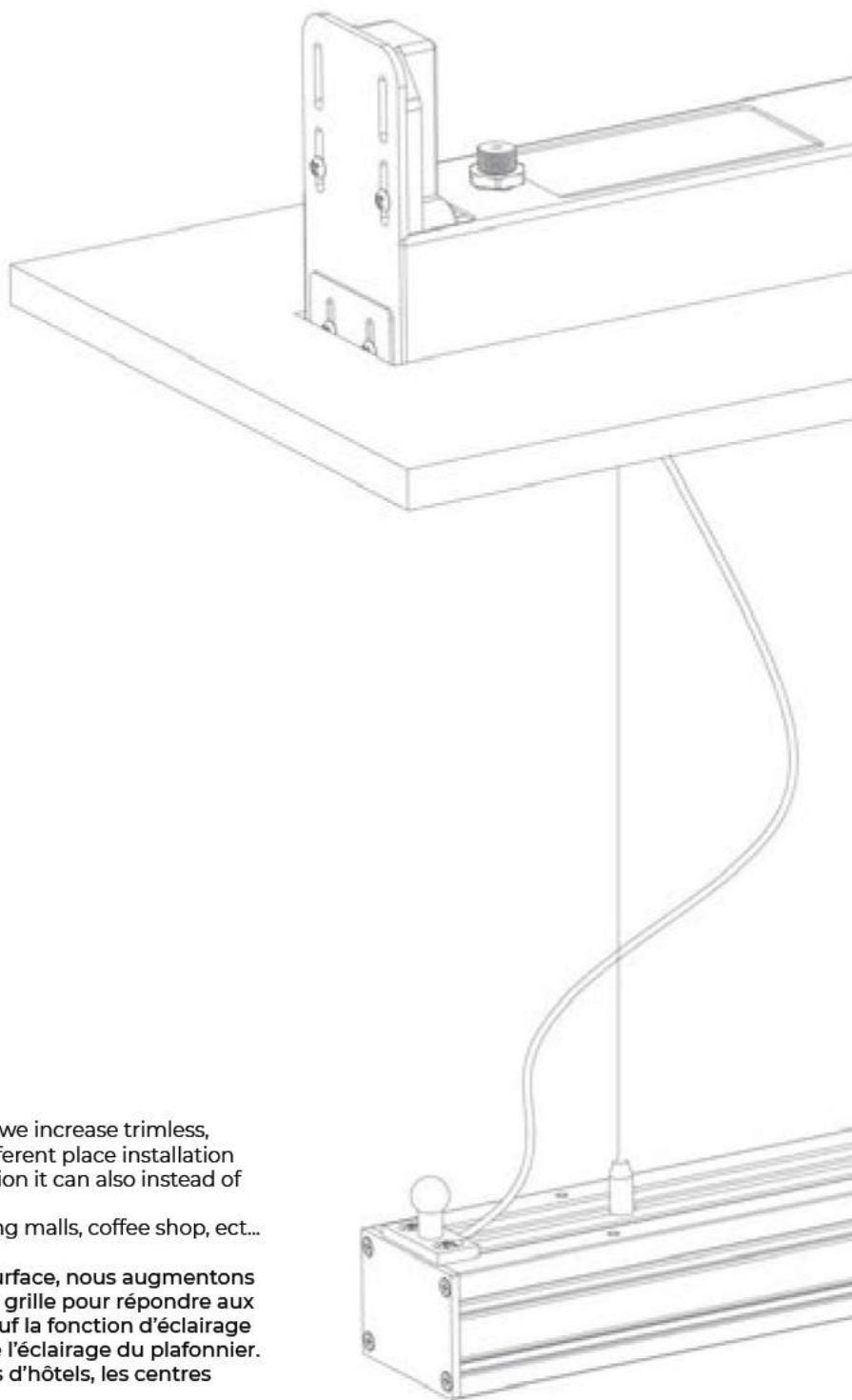
Product size:



Beam angle:



LED MINI GRILLE LIGHT / ÉCLAIRAGE DE GRILLE À LED

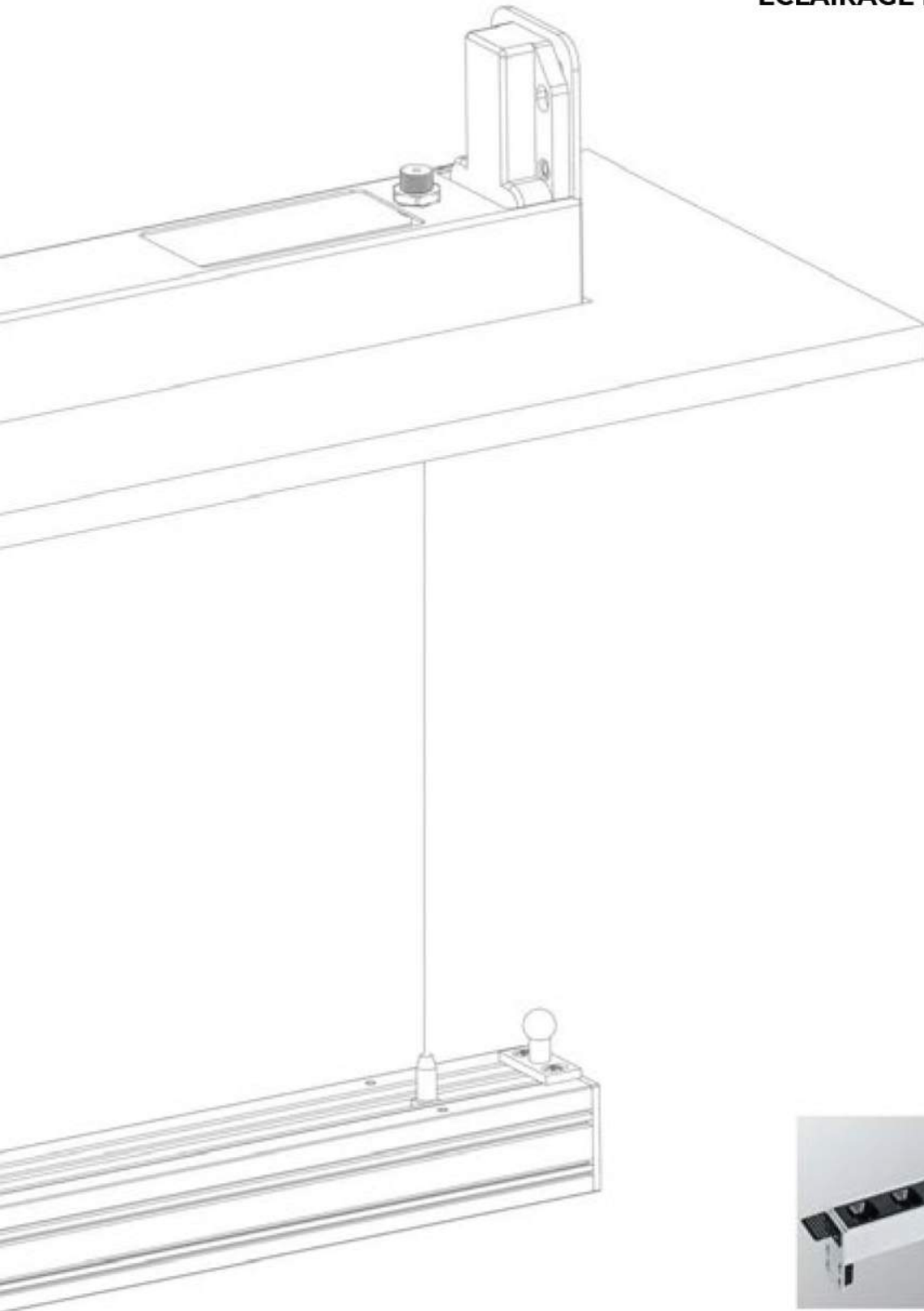


Base on the surface mounted version, we increase trimless, recessed and grille version to meet different place installation requirement. Except wallwasher function it can also instead of the downlight lightning.
Apply in museum, hotel clubs, shopping malls, coffee shop, ect...

Sur la base de la version montée en surface, nous augmentons la version sans garniture, encastrée et grille pour répondre aux différentes exigences d'installation. Sauf la fonction d'éclairage rasant, il peut également à la place de l'éclairage du plafonnier.
A appliquer dans les musées, les clubs d'hôtels, les centres commerciaux, les cafés, etc.



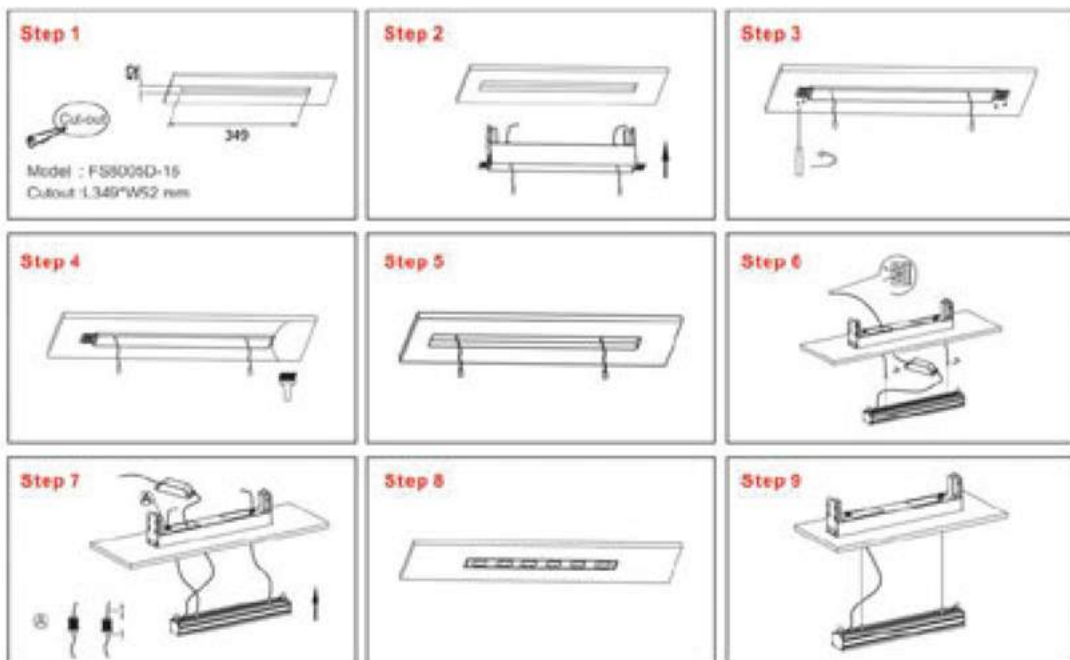
**LED MINI GRILLE LIGHT /
ÉCLAIRAGE DE GRILLE À LED**



LED MINI GRILLE LIGHT / ÉCLAIRAGE DE GRILLE À LED



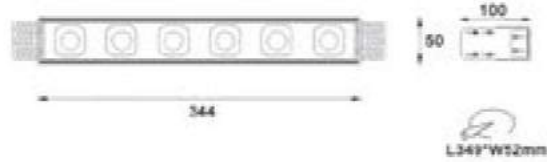
Installation steps




Standard length: 344/674/1056mm (details refer to left drawing).
 Length can be customize by jointing.
 Cutout: Width 52mm, Length refer to what selected

LED MINI GRILLE LIGHT / ÉCLAIRAGE DE GRILLE À LED


FS8005D-16



FS8005D-30



FS8005D-45



MULTIPLE INSTALLATIONS /
INSTALLATIONS MULTIPLES



Multiple Part A



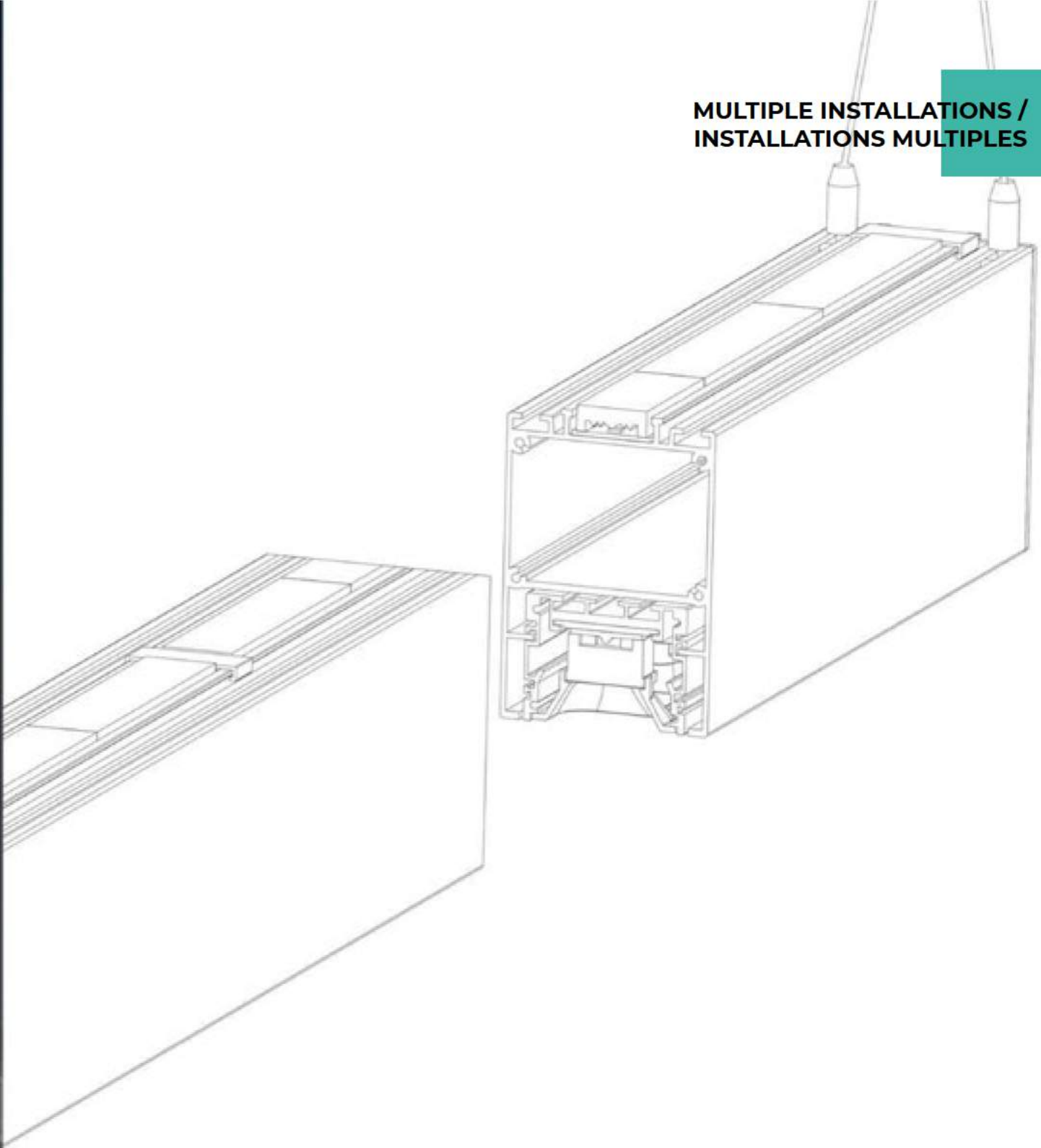
Multiple Part B



Surface mounted



MULTIPLE INSTALLATIONS / INSTALLATIONS MULTIPLES

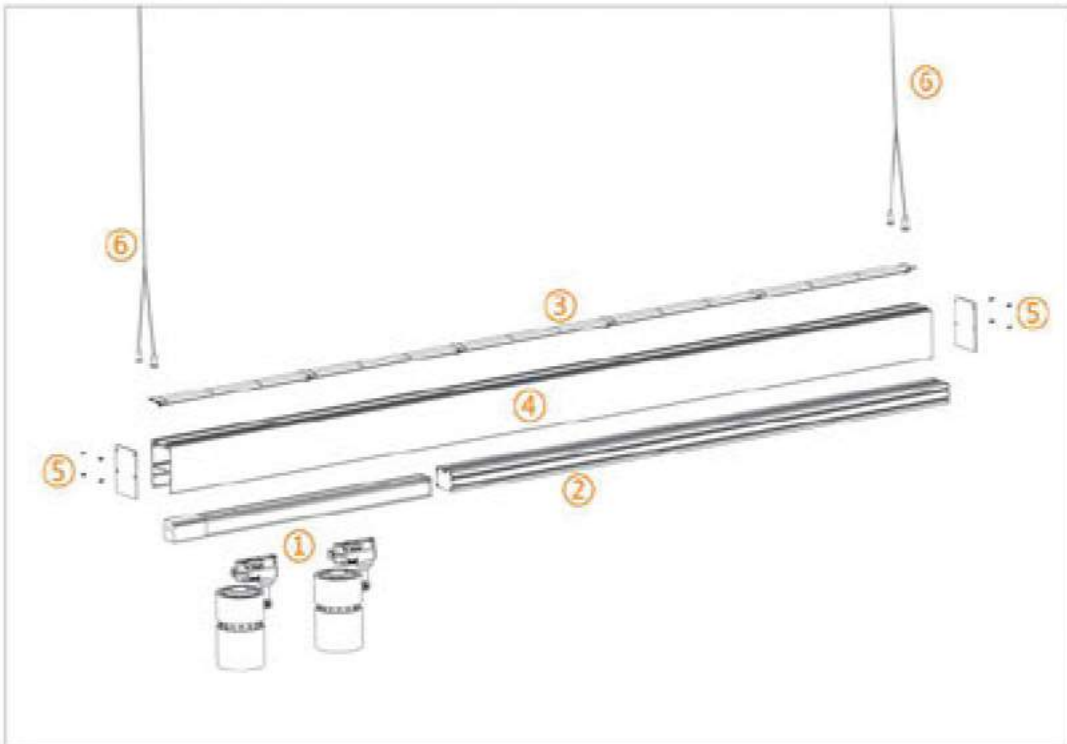


Multiple installation lap (with different constructions) bring us diversified luminous effect: including spot, linear, and accent lighting etc. Different group of mould, free change of the lighting effect according to the application required, and easy operation; It is the development of the lighting industry.

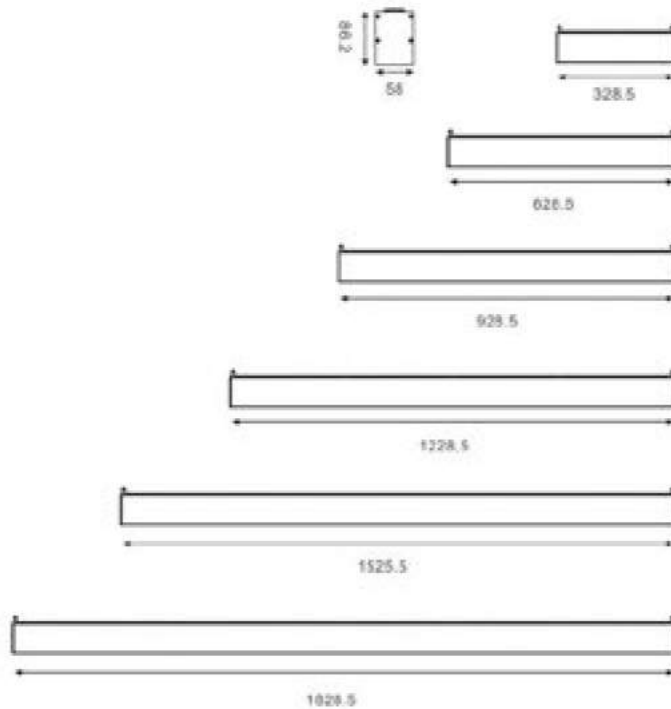

Les tours d'installation multiples (avec différentes constructions) nous apportent un effet lumineux diversifié: y compris l'éclairage ponctuel, linéaire et d'accentuation, etc. Groupe différent de moule, changement libre de l'effet d'éclairage en fonction de l'application requise et opération facile; C'est le développement de l'industrie de l'éclairage.

MULTIPLE INSTALLATIONS / INSTALLATIONS MULTIPLES

Installation



- 1, Track and Tracklight, compatible with all kinds Tracklights
- 2, lighting surface parts (CREE XPE-E2 + Customize Lens)
- 3, Ceiling lighting components
- 4, Multifunctional lamp body
- 5, End Caps
- 6, Suspension wire



FS8021 Multiple Installation Lamp



MULTIPLE INSTALLATIONS / INSTALLATIONS MULTIPLES



Une ou plusieurs installations ont été acceptées, peuvent également être personnalisées.


Conception d'avion, belle apparence, installation facile.

Tracklight peut être ajusté sous plusieurs angles, pour répondre aux besoins d'éclairage, contrôle de la lumière plus de précision.

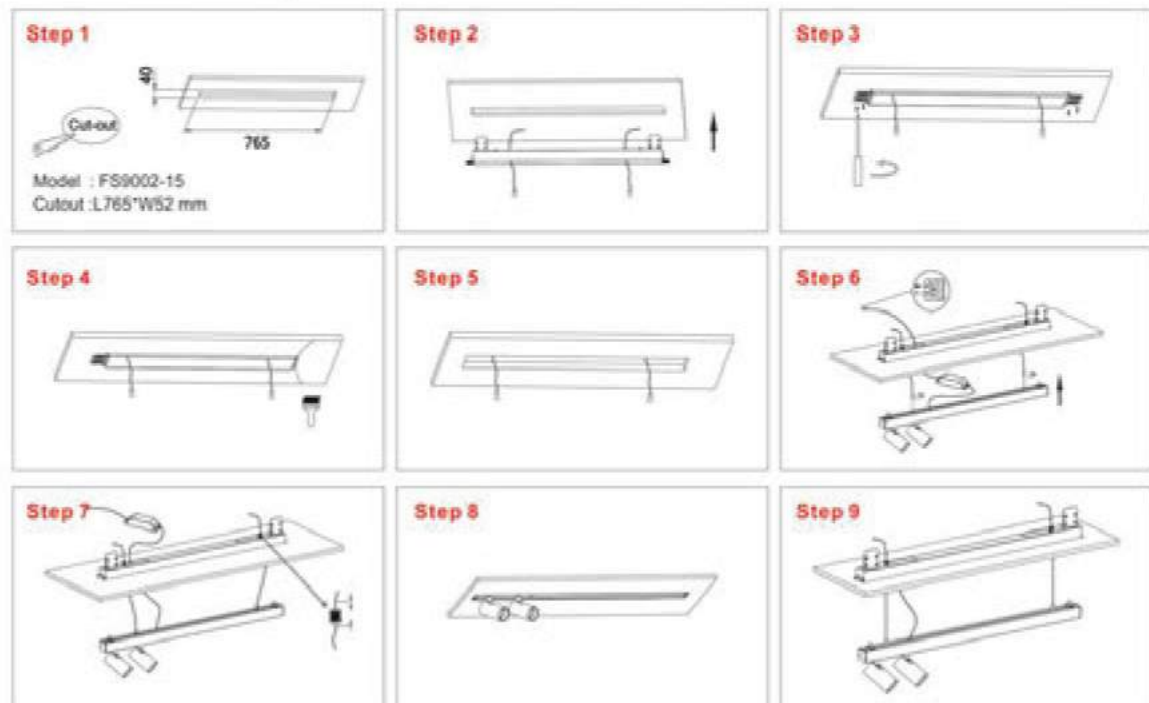
- *Single or multiple installation were accepted, can also be customize
- *Aircraft grade aluminum shell, better heat dissipation, less attenuation.
- *Linear design, beautiful appearance, easy installation
- *Tracklight can be adjusted in multiple angles, to meet the lighting needs, light control more precision



MULTIPLE INSTALLATIONS / INSTALLATIONS MULTIPLES



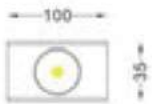

Installation steps



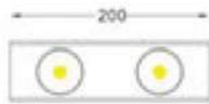
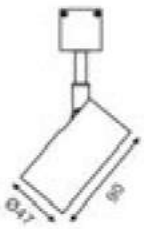
Standard length: 650/760/1200mm (details refer to left drawing).
Length can be customize by jointing.
Cutout: Width 40mm, Length refer to what selected

N

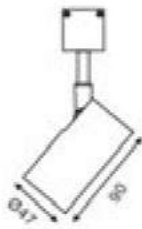
FS9002 Multiple Installation Lamp



8W*1



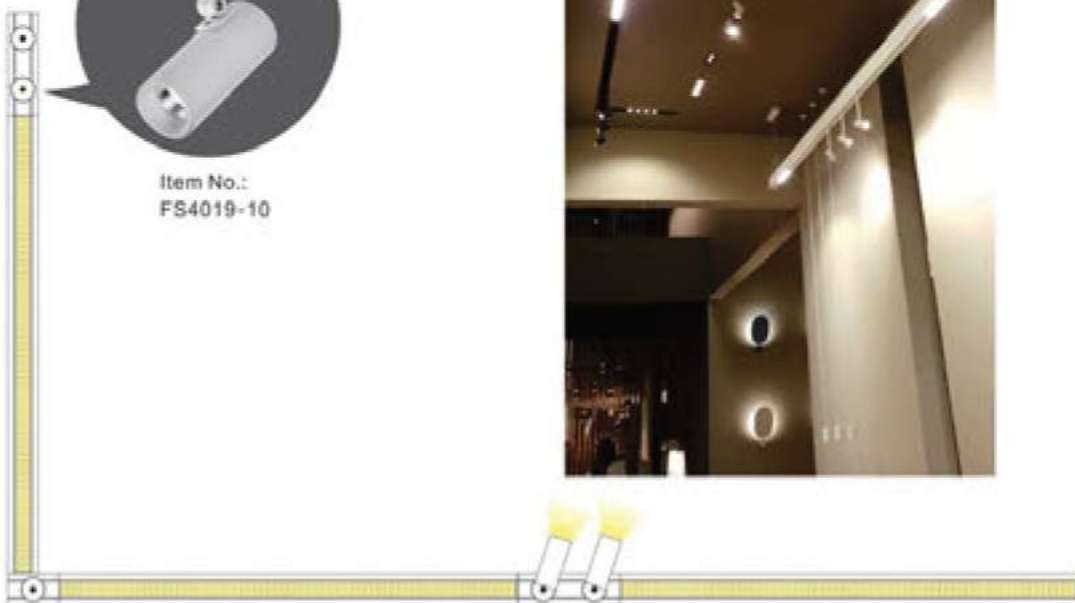
8W*2



8W*3



Item No.:
FS4019-10



LED LINEAR LIGHT / ÉCLAIRAGE LINÉAIRE À LED




La lumière linéaire encastrée à LED avec un petit design linéaire fait un lèche-mur de décoration simple et moderne et une sortie de lumière directe - deux modes de sortie de lumière pour la section.

Corps de lampe en aluminium à conductivité thermique élevée, épissure sans couture et plus flexible

LED Recessed Linear light with small linear design makes a simple and modern Decoration Wallwasher and direct light output - two ways of light output for section
High thermal conductivity aluminum lamp body, seamless splicing and more flexible



LED LINEAR LIGHT /
ÉCLAIRAGE LINÉAIRE À LED



**LED LINEAR LIGHT /
ÉCLAIRAGE LINÉAIRE À LED**

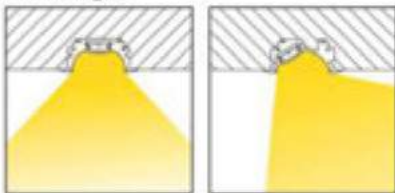


FS8026-30
Max.30W

- Operating Temp. : -30°C + 40°C
 27W SMD chip (2*72pcs 2835) DC700mA
- 2700K/2100lm CRI90
 - 3000K/2300lm CRI90
 - 4000K/2550lm CRI80
 - 5000K/2800lm CRI70

Remote Driver: AC100-240V 50/60Hz
 Driver performance: Non-dimmable/dimmable
 Dimmer: DALI/0-10v/Triac

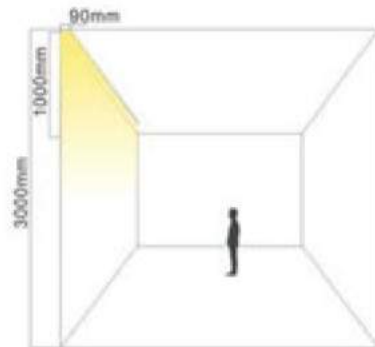

Beam angle



FS8026
Symmetric optics

FS8027
Asymmetric optics 30°

Color selection



FS8026

FS8027



LED LINEAR LIGHT / ÉCLAIRAGE LINÉAIRE À LED



LED LINEAR LIGHT /
ÉCLAIRAGE LINÉAIRE À LED



Surface mounted
linear light



Boîtier en aluminium extrudé haute pression.

Résistance aux UV et à la corrosion, avec une finition durable et anti-décoloration en gris argenté architectural ou blanc mat (peut être personnalisé selon les besoins)

Diffuseur PMMA à haute transmittance spécialement conçu pour les sources lumineuses LED créant des distributions d'éclairage lisses et uniformes.

Installation: encastrée, montée, suspendue.

- * Housing made of high pressure extruded aluminum construction
- * UV and Corrosion resistance, with durable, anti-fading finish in Architectural Silver Grey or Matt White (can customize according required)
- * high transmittance PMMA diffuser specially designed for LED light sources creating smooth and uniform lighting distributions
- * Installation: Recessed, Mounting, Suspended



LED LINEAR LIGHT / ÉCLAIRAGE LINÉAIRE À LED



FS8028-26 Max.26W

Operating Temp. : -30°C + 40°C

23W SMD chip (4x33pcs) DC 600mA

- 2700K/1950lm CRI90
- 3000K/2210lm CRI90
- 4000K/2470lm CRI80
- 5000K/2700lm CRI70

Remote Driver: AC100-240V 50/60Hz



Driver performance: Non-dimmable/dimmable

Dimmer: DALI/0-10v/Triac

Beam angle



Color selection



Asymmetric optics 15°

Symmetric optics

LED LINEAR LIGHT / ÉCLAIRAGE LINÉAIRE À LED

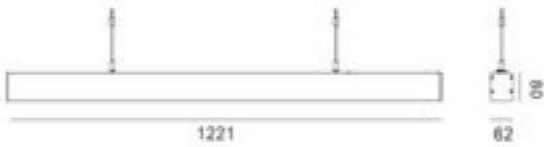


FS8001-18

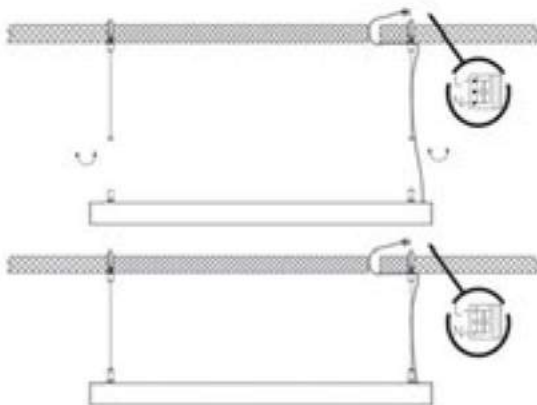
L1220*W62*H80mm
18W
3000K/1450lm
4000K/1530lm

FS8001-25

L1220*W62*H80mm
25W
3000K/2025lm
4000K/2125lm



Installation steps



LED LINEAR LIGHT / ÉCLAIRAGE LINÉAIRE À LED



FS8015-15

L612*W80*H42mm
15W
3000K/1200lm
4000K/1275lm

FS8014-18

L1224*W80*H42mm
18W
3000K/1450lm
4000K/1530lm

Remote Driver: AC100-240V 50/60Hz
Driver performance: Non-dimmable/dimmable
Dimmer: 0-10V/Triac/Dali



FS8016-15

L626*W56*H45mm
15W
3000K/1200lm
4000K/1275lm

Remote Driver: AC100-240V 50/60Hz
Driver performance: Non-dimmable/dimmable
Dimmer: 0-10V/Triac/Dali



LED LINEAR LIGHT / ÉCLAIRAGE LINÉAIRE À LED



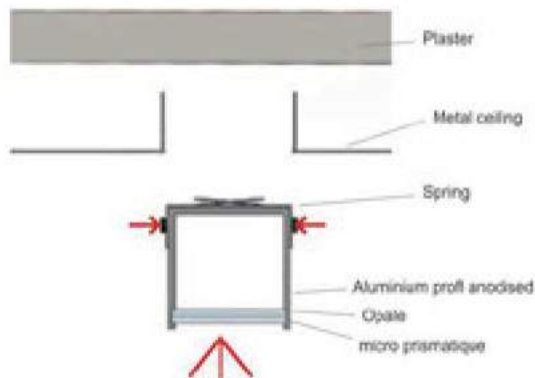
FS8011-10

L549*W35*H35mm
10W
3000K/700lm
4000K/800lm

Remote Driver: AC 100-240V 50/60Hz

Driver performance: Non-dimmable/dimmable

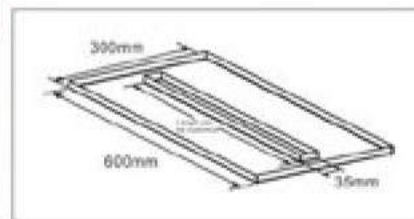
Dimmer: 0-10V/Triac/Dali



Cutout of the Metal Ceiling



Lamp Details



**LED LINEAR LIGHT /
ÉCLAIRAGE LINÉAIRE À LED**



**LED LINEAR LIGHT /
ÉCLAIRAGE LINÉAIRE À LED**

FS8018B-19

L1199*W149*H29mm

19W

3000K/1500lm

4000K/1600lm

Remote Driver: AC100-240V 50/60Hz

Driver performance: Non-dimmable/dimmable

Dimmer: 0-10V/Triac/Dali



Adjustable up to 1500 mm



LED LINEAR LIGHT / ÉCLAIRAGE LINÉAIRE À LED



Boîtier en aluminium extrudé haute pression.

Résistance aux UV et à la corrosion, avec une finition durable et anti-décoloration en gris argenté architectural ou blanc mat (peut être personnalisé selon les besoins)

Diffuseur PMMA à haute transmittance spécialement conçu pour les sources lumineuses LED créant des distributions d'éclairage lisses et uniformes.

Installation: suspendu

- * Housing made of high pressure extruded aluminum construction
- * UV and Corrosion resistance, with durable, anti-fading finish in Architectural Silver Grey or Matt White (can customize according required)
- * high transmittance PMMA diffuser specially designed for LED light sources creating smooth and uniform lighting distributions
- * Installation: Suspended



LED LINEAR LIGHT / ÉCLAIRAGE LINÉAIRE À LED



FS8037-20

L1119*Ø65mm
25W
3000K/2300lm
4000K/2600lm

Remote Driver: AC100-240V 50/60Hz
Driver performance: Non-dimmable/dimmable
Dimmer: 0-10V/Triac/Dali



LED CEILING DOWNLIGHT /
ÉCLAIRAGE PLAFONNIER LED



Surface light



Track light



Ceiling light



Recessed linear light



LED CEILING DOWNLIGHT / ÉCLAIRAGE PLAFONNIER LED



FS2037-05

Max.5W

Operating Temp. : -30°C + 40°C
4.5W SMD chip (DC500mA)


- 2700K/300lm CRI90
- 3000K/330lm CRI90
- 4000K/375lm CRI80
- 5000K/425lm CRI70

Remote Driver: AC100-240V 50/60Hz
Driver performance: Non-dimmable/dimmable
Dimmer: Dali/0~10v/Triac

Beam angle



Color selection



Details of the figure

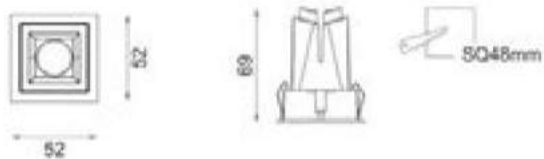


Selected color

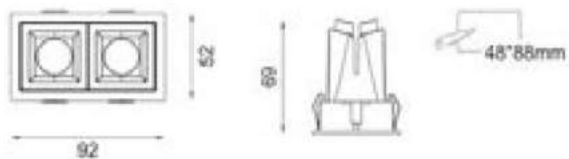


LED CEILING DOWNLIGHT /
ÉCLAIRAGE PLAFONNIER LED

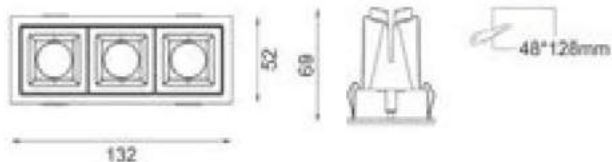
FS2037-05




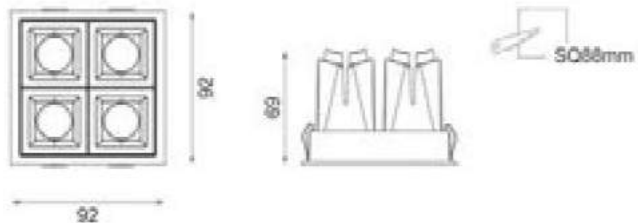
FS2037-10



FS2037-15



FS2037-20



LED CEILING DOWNLIGHT /
ÉCLAIRAGE PLAFONNIER LED





Recessed LED adjustable spot light with high purity molding, excellent and life-guaranteed heat sink design, 360° horizontally 45° tilt provides flexible projection demand.

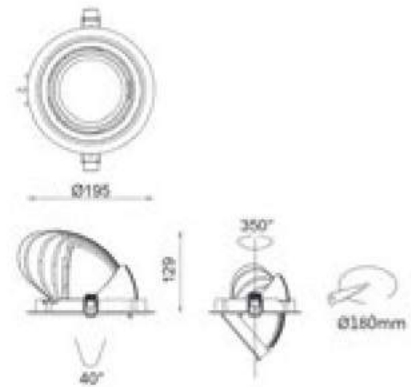
Application: fashion shop, jewelry display and other high end accent lighting areas.

Spot orientable LED encastré avec moulage de haute pureté, excellente conception de dissipateur thermique à durée de vie garantie, inclinaison horizontale de 360° à 45° pour une projection flexible.

Application: magasin de mode, présentoir de bijoux et autres zones d'éclairage d'accentuation haut de gamme.



LED CEILING DOWNLIGHT / ÉCLAIRAGE PLAFONNIER LED



FS1075-30

Max.30W

Operating Temp. : -30°C + 40°C
26W COB chip (DC700mA)

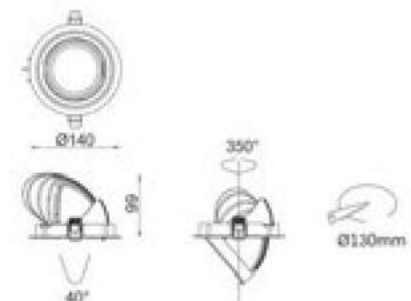
- 2700K/2107lm CRI90
- 3000K/2340lm CRI90
- 4000K/2645lm CRI80
- 5000K/2943lm CRI70

Remote Driver: AC100-240V 50/60Hz
Driver performance: Non-dimmable/dimmable
Dimmer: DALI/0-10v/Triac

Beam angle



Color selection



FS1074-20

Max.20W

Operating Temp. : -30°C + 40°C
17.5W COB chip (DC500mA)

- 2700K/1405lm CRI90
- 3000K/1600lm CRI90
- 4000K/1850lm CRI80
- 5000K/2100lm CRI70

Remote Driver: AC100-240V 50/60Hz
Driver performance: Non-dimmable/dimmable
Dimmer: DALI/0-10v/Triac

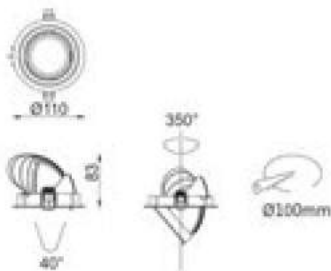
Beam angle



Color selection



LED CEILING DOWNLIGHT / ÉCLAIRAGE PLAFONNIER LED



FS1073-15

Max. 15W

Operating Temp. : -30°C +40°C
13W COB chip (DC350mA)

- 2700K/1050lm CRI90
- 3000K/1200lm CRI90
- 4000K/1370lm CRI80
- 5000K/1550lm CRI70

Remote Driver: AC100-240V 50/60Hz
Driver performance: Non-dimmable/dimmable
Dimmer: DALI/0-10v/Triac

Beam angle



Color selection



LED CEILING DOWNLIGHT / ÉCLAIRAGE PLAFONNIER LED



Recessed LED Retracted spot light with high purity molding, slide up-and-down positioning design and 360° horizontally 90° vertically provides flexible projection demand .
Application: fashion shop, jewelry display and other high end accent lighting areas.

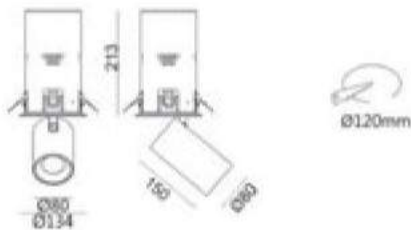
Spot encastré à LED rétracté avec moulage de haute pureté, conception de positionnement coulissant de haut en bas et 360 ° horizontalement 90 ° verticalement fournit une demande de projection flexible.

Application: boutiques de mode, présentoirs de bijoux et autres zones d'éclairage d'accentuation haut de gamme.





**LED CEILING DOWNLIGHT /
ÉCLAIRAGE PLAFONNIER LED**



FS1064-30

Max.30W

Operating Temp. : -30°C + 40°C
26W COB chip (DC700mA)

- 2700K/2017lm CRI90
- 3000K/2340lm CRI90
- 4000K/2645lm CRI80
- 5000K/2943lm CRI70

Remote Driver: AC100-240V 50/60Hz
Driver performance: Non-dimmable/dimmable
Dimmer: DALI/0~10v/Triac

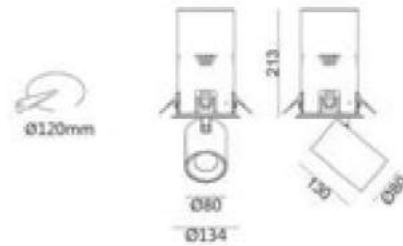
Beam angle



Color selection



LED CEILING DOWNLIGHT / ÉCLAIRAGE PLAFONNIER LED



FS1064-20

Max.20W

Operating Temp. : -30°C + 40°C

17.5W COB chip (DC500mA)

- 2700K/1405lm CRI90
- 3000K/1600lm CRI90
- 4000K/1850lm CRI80
- 5000K/2100lm CRI70

Remote Driver: AC100-240V 50/60Hz

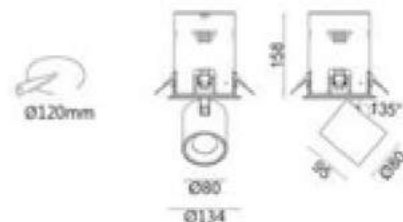
Driver performance: Non-dimmable/dimmable

Dimmer: DALI/0~10v/Triac

Beam angle



Color selection



FS1064-15

Max.15W

Operating Temp. : -30°C + 40°C

13W COB chip (DC350mA)

- 2700K/1050lm CRI90
- 3000K/1200lm CRI90
- 4000K/1370lm CRI80
- 5000K/1550lm CRI70

Remote Driver: AC100-240V 50/60Hz


Driver performance: Non-dimmable/dimmable

Dimmer: DALI/0~10v/Triac

Beam angle



Color selection



**LED CEILING DOWNLIGHT /
ÉCLAIRAGE PLAFONNIER LED**





Recessed LED downlight with quality aluminum body in powder-coated, with multiple reflecting angles of anti-dazzle reflector for selection, excellent heat sink capability, remote LED driver.

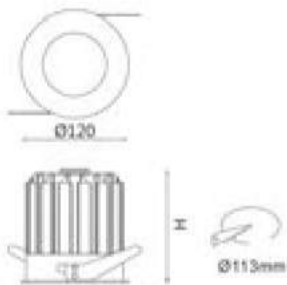
Application: supermarkets, chain stores, shopping mall, villas, hotels, halls.

Plafonniers LED encastrés avec corps en aluminium de qualité revêtu de poudre, avec plusieurs angles de réflexion du réflecteur anti-éblouissement pour la sélection, excellente capacité de dissipateur de chaleur, pilote de LED à distance.

Application: supermarchés, chaînes de magasins, centres commerciaux, villas, hôtels, halls.



LED CEILING DOWNLIGHT / ÉCLAIRAGE PLAFONNIER LED



型号/Model	功率/P	高度/H
F55045-30	Max.30W	116
F55045-35	Max.35W	126
F55045-42	Max.42W	141


Operating Temp. : -30°C + 40°C
 32W COB chip (DC800mA) /FS5045-35
 ■ 2700K/2625lm CRI90
 ■ 3000K/2900lm CRI90
 ■ 4000K/3300lm CRI80
 ■ 5000K/3675lm CRI70

Remote Driver: AC100-240V 50/60Hz
 Driver performance: Non-dimmable/dimmable
 Dimmer: DALI/0~10v/Triac

Beam angle



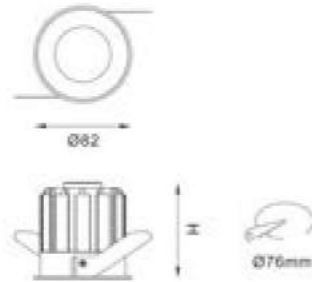
Color selection



Frosted Glass 磨砂片 Clear Glass 透明片



LED CEILING DOWNLIGHT / ÉCLAIRAGE PLAFONNIER LED



型号/Model	功率/P	高度/H
FS5045-15	Max.15W	82
FS5045-22	Max.22W	97

Operating Temp. : -30°C + 40°C

13W COB chip (DC350mA)/FS5045-15

- 2700K/1050lm CRI90
- 3000K/1200lm CRI90
- 4000K/1370lm CRI80
- 5000K/1550lm CRI70

Remote Driver: AC100-240V 50/60Hz

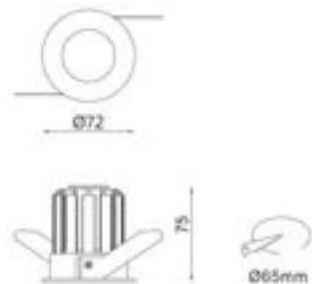

Driver performance: Non-dimmable/dimmable

Dimmer: DALI/0-10v/Triac

Beam angle



Color selection



FS5075A-09

Max.9W

Operating Temp. : -30°C + 40°C

7.5W COB chip (DC200mA)

- 2700K/630lm CRI90
- 3000K/702lm CRI90
- 4000K/783lm CRI80
- 5000K/864lm CRI70

Remote Driver: AC100-240V 50/60Hz


Driver performance: Non-dimmable/dimmable

Dimmer: DALI/0-10v/Triac

Beam angle



Color selection



LED CEILING DOWNLIGHT / ÉCLAIRAGE PLAFONNIER LED



Recessed LED downlight with quality aluminum body in powder-coated, with multiple reflecting angles of anti-dazzle reflector for selection, excellent heat sink capability, remote LED driver.
Application: supermarkets, chain stores, shopping mall, villas, hotels, halls.

Plafonniers LED encastré avec corps en aluminium de qualité revêtu de poudre, avec plusieurs angles de réflexion du réflecteur anti-éblouissement pour la sélection, excellente capacité de dissipateur de chaleur, pilote de LED à distance.
Application: supermarchés, chaînes de magasins, centre commercial, villas, hôtels, halls.





LED CEILING DOWNLIGHT / ÉCLAIRAGE PLAFONNIER LED



FS5088-20

Max. 20W

Operating Temp. : -30°C + 40°C

17.5W COB chip (DC500mA)

■ 2700K/1264lm CRI90

■ 3000K/1440lm CRI90

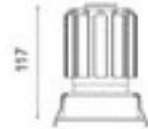
■ 4000K/1665lm CRI80

■ 5000K/1890lm CRI70

Remote Driver: AC100-240V 50/60Hz

Driver performance: Non-dimmable/dimmable

Dimmer: DALI/0-10v/Triac



Beam angle



Color selection



Frosted Glass 磨砂片



Clear Glass 透明片



FS5086-20

Max. 20W

Operating Temp. : -30°C + 40°C

17.5W COB chip (DC500mA)

■ 2700K/1264lm CRI90

■ 3000K/1440lm CRI90

■ 4000K/1665lm CRI80

■ 5000K/1890lm CRI70

Remote Driver: AC100-240V 50/60Hz

Driver performance: Non-dimmable/dimmable

Dimmer: DALI/0-10v/Triac



Beam angle



Color selection



Frosted Glass 磨砂片



Clear Glass 透明片

LED CEILING DOWNLIGHT / ÉCLAIRAGE PLAFONNIER LED



8072



8065mm

型号/Model	功率/P	高度/H
F55086-11	Max.11W	85.5
F55086-15	Max.15W	100

Operating Temp. : -30°C + 40°C

10W COB chip (DC250mA)/F55086-11

● 2700K/759lm CRI90

● 3000K/770lm CRI90

● 4000K/913lm CRI80

● 5000K/935lm CRI70

Remote Driver: AC100-240V 50/60Hz

Driver performance: Non-dimmable/dimmable

Dimmer: 0-10v/Triac/Dali

Beam angle



Color selection



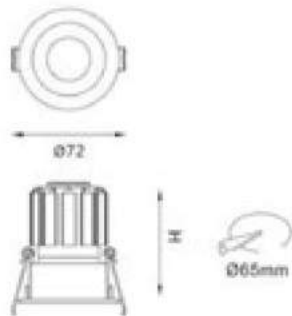
Frosted Glass 磨砂片



Clear Glass 透明片



LED CEILING DOWNLIGHT / ÉCLAIRAGE PLAFONNIER LED



型号/Model	功率/P	高度/H
FS5088-11	Max.11W	85.5
FS5088-15	Max.15W	100


Operating Temp. : -30°C + 40°C
 10W COB chip (DC250mA) FS5088-11
 ■ 2700K/759lm CRI90
 ■ 3000K/770lm CRI90
 ■ 4000K/913lm CRI80
 ■ 5000K/935lm CRI70

Remote Driver: AC100-240V 50/60Hz
 Driver performance: Non-dimmable/dimmable
 Dimmer: 0~10v/Triac/Dali

Beam angle



Color selection



LED CEILING DOWNLIGHT /
ÉCLAIRAGE PLAFONNIER LED

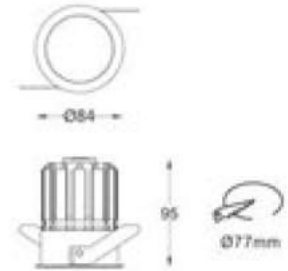


**LED CEILING DOWNLIGHT /
ÉCLAIRAGE PLAFONNIER LED**





LED CEILING DOWNLIGHT / ÉCLAIRAGE PLAFONNIER LED



FS1014-15

Max. 15W

Operating Temp. : -30°C + 40°C

13W COB chip (DC350mA)

■ 2700K/990lm CRI90

■ 3000K/1110lm CRI90

■ 4000K/1255lm CRI80

■ 5000K/1390lm CRI70

Remote Driver: AC100-240V 50/60Hz

Driver performance: Non-dimmable/dimmable

Dimmer: DALI/0~10v/Triac

Beam angle



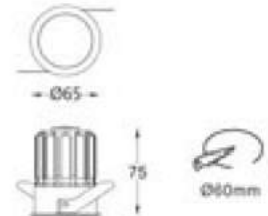
Color selection



Frosted Glass 磨砂片



Clear Glass 透明片



FS1013-09

Max. 9W

Operating Temp. : -30°C + 40°C

7.5W COB chip (DC200mA)

■ 2700K/600lm CRI90

■ 3000K/670lm CRI90

■ 4000K/750lm CRI80

■ 5000K/820lm CRI70

Remote Driver: AC100-240V 50/60Hz

Driver performance: Non-dimmable/dimmable

Dimmer: DALI/0~10v/Triac

Beam angle



Color selection

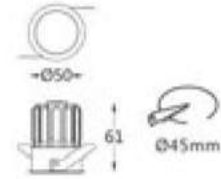


Frosted Glass 磨砂片



Clear Glass 透明片

LED CEILING DOWNLIGHT / ÉCLAIRAGE PLAFONNIER LED



FS1012-05

Max.5W

Operating Temp. : -30°C + 40°C

4.5W COB chip (DC500mA)

■ 2700K/350lm CRI90

■ 3000K/380lm CRI90

■ 4000K/420lm CRI80

■ 5000K/470lm CRI70

Remote Driver: AC100-240V 50/60Hz


Driver performance: Non-dimmable/dimmable

Dimmer: DALI/0-10v/Triac

Beam angle



Color selection



Frosted Glass 磨砂片



Clear Glass 透明片



LED CEILING DOWNLIGHT / ÉCLAIRAGE PLAFONNIER LED




Selected color



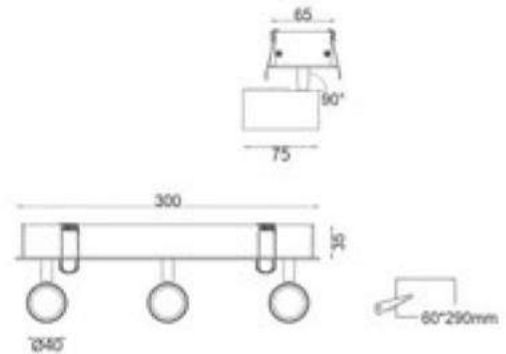
Recessed LED Retracted spot light with high purity molding, slide up-and-down positioning design and 360° horizontally 90° vertically provides flexible projection demand .
Application: fashion shop, jewelry display and other high end accent lighting areas.

Spot encastré à LED rétracté avec moulage de haute pureté, conception de positionnement coulissant de haut en bas et 360° horizontalement 90° verticalement fournit une demande de projection flexible.
Application: boutiques de mode, présentoirs de bijoux et autres zones d'éclairage d'accentuation haut de gamme.





LED CEILING DOWNLIGHT / ÉCLAIRAGE PLAFONNIER LED



FS4034-18

Max. 18W

Operating Temp. : -30°C + 40°C

3×5W COB chip (DC500mA)

- 2700K/1050lm CRI90
- 3000K/1290lm CRI90
- 4000K/1500lm CRI80
- 5000K/1530lm CRI70

Remote Driver: AC100-240V 50/60Hz

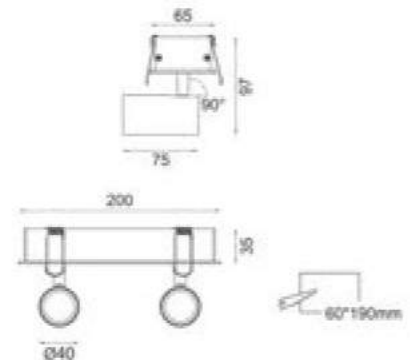
Driver performance: Non-dimmable/dimmable

Dimmer: 0-10v/Triac

Beam angle



Color selection



FS4034-12

Max. 12W

Operating Temp. : -30°C + 40°C

2×5W COB chip (DC500mA)

- 2700K/700lm CRI90
- 3000K/860lm CRI90
- 4000K/1000lm CRI80
- 5000K/1020lm CRI70

Remote Driver: AC100-240V 50/60Hz

Driver performance: Non-dimmable/dimmable

Dimmer: 0-10v/Triac

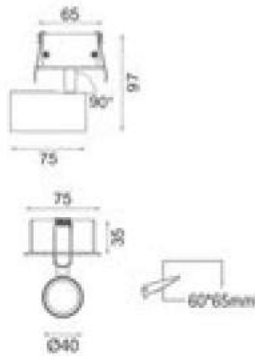
Beam angle



Color selection



LED CEILING DOWNLIGHT / ÉCLAIRAGE PLAFONNIER LED



FS4034-06

Max. 6W

Operating Temp. : -30°C + 40°C
5W COB chip (DC500mA)


- 2700K/350lm CRI90
- 3000K/430lm CRI90
- 4000K/500lm CRI80
- 5000K/510lm CRI70

Remote Driver: AC100-240V 50/60Hz
Driver performance: Non-dimmable/dimmable
Dimmer: 0~10v/Triac

Beam angle



Color selection



LED CEILING DOWNLIGHT / ÉCLAIRAGE PLAFONNIER LED

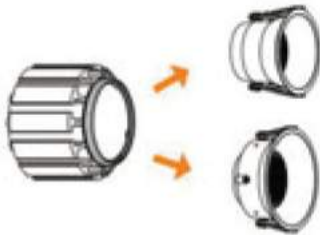
Ultra-narrow width design, make your decoration effect more artistic and modern
Simple, elegant, unique design, easy to disassemble
Perfect light shape, lighting designers' first option
2 styles(adjustable/non-adjustable) for selection



Frosted Glass 磨砂片



Clear Glass 透明片



Simple, elegant, unique design,
easy to disassemble



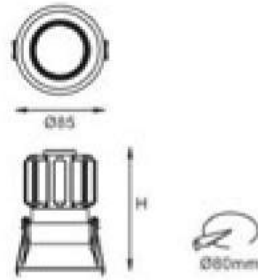
Soft and uniform light spot,
no stray light.



Perfect light shape, makes
a comfortable, luxurious
visual effect, The Lighting
Designers' first option.



LED CEILING DOWNLIGHT / ÉCLAIRAGE PLAFONNIER LED



型号/Model	功率/P	高度/H
F55071-12	Max.12W	120
F55071-18	Max.18W	130

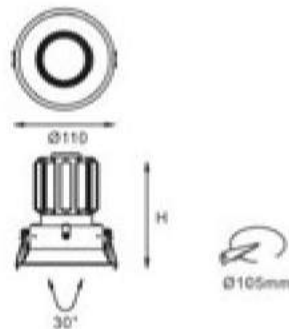
Operating Temp. : -30°C + 40°C
 12W / 16W COB chip (DC300mA / DC450mA)
 ■ 2700K/851lm 1260lm CR190
 ■ 3000K/936lm 1368lm CR190
 ■ 4000K/1056lm 1584lm CR180
 ■ 5000K/1176lm 1728lm CR170

Remote Driver: AC100-240V 50/60Hz
 Driver performance: Non-dimmable/dimmable
 Dimmer: DALI/0-10v/Triac

Beam angle



Color selection



型号/Model	功率/P	高度/H
F55073-12	Max.12W	115
F55073-18	Max.18W	125

Operating Temp. : -30°C + 40°C
 12W / 16W COB chip (DC300mA / DC450mA)
 ■ 2700K/851lm 1260lm CR190
 ■ 3000K/936lm 1368lm CR190
 ■ 4000K/1056lm 1584lm CR180
 ■ 5000K/1176lm 1728lm CR170

Remote Driver: AC100-240V 50/60Hz
 Driver performance: Non-dimmable/dimmable
 Dimmer: DALI/0-10v/Triac

Beam angle



Color selection



LED CEILING DOWNLIGHT / ÉCLAIRAGE PLAFONNIER LED



Recessed LED downlight with quality aluminum body in powder-coated, with multiple reflecting angles of anti-dazzle reflector for selection, excellent heat sink capability, remote LED driver. Application: supermarkets, chain stores, shopping mall, villas, hotels, halls.

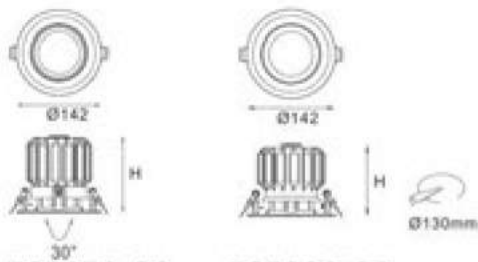
Spot LED encastré avec corps en aluminium de qualité revêtu de poudre, avec plusieurs angles de réflexion du réflecteur anti-éblouissement pour la sélection, excellente capacité de dissipateur de chaleur, pilote de LED à distance.

Application: supermarchés, chaînes de magasins, centre commercial, villas, hôtels, halls.





LED CEILING DOWNLIGHT / ÉCLAIRAGE PLAFONNIER LED



FS5070-30

FS5080-30

型号/Model	功率/P	高度/H
FS5070-30	Max.30W	113
FS5070-35	Max.35W	123
FS5080-30	Max.30W	106
FS5080-35	Max.35W	116

Operating Temp. : -30°C + 40°C
 26W / 30W COB chip (DC700mA / DC800mA)
 ■ 2700K/2115lm 2450lm CRI90
 ■ 3000K/2280lm 2735lm CRI90
 ■ 4000K/2640lm 3080lm CRI80
 ■ 5000K/2910lm 3435lm CRI70

Remote Driver: AC100-240V 50/60Hz
 Driver performance: Non-dimmable/dimmable
 Dimmer: DALI/0~10v/Triac



Frosted Glass 磨砂片

Clear Glass 透明片

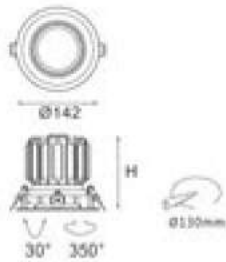
Beam angle



Color selection



LED CEILING DOWNLIGHT / ÉCLAIRAGE PLAFONNIER LED



型号/Model	功率/P	高度/H
FS1060-30	Max.30W	128
FS1060-35	Max.35W	138
FS1060-42	Max.42W	153

Operating Temp. : -30°C + 40°C

26W COB chip (DC700mA) / FS1060-30

- 2700K/2107lm CRI90
- 3000K/2340lm CRI90
- 4000K/2645lm CRI80
- 5000K/2943lm CRI70

Remote Driver: AC100-240V 50/60Hz

Driver performance: Non-dimmable/dimmable

Dimmer: DALI/0~10v/Triac



Frosted Glass 磨砂片



Clear Glass 透明片

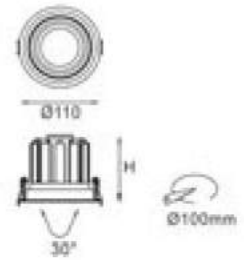
Beam angle



Color selection



LED CEILING DOWNLIGHT / ÉCLAIRAGE PLAFONNIER LED



型号/Model	功率/P	高度/H
FS5041-15	Max.15W	82
FS5042-22	Max.22W	97

Operating Temp. : -30°C + 40°C
 13W / 19W COB chip (DC350mA / DC500mA)
 ■ 2700K/1050lm 1543lm CRI90
 ■ 3000K/1170lm 1716lm CRI90
 ■ 4000K/1328lm 1936lm CRI80
 ■ 5000K/1470lm 2156lm CRI70

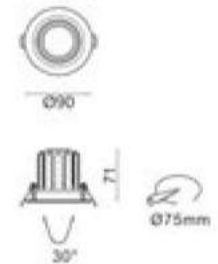
Remote Driver: AC100-240V 50/60Hz
 Driver performance: Non-dimmable/dimmable
 Dimmer: DALI/0~10v/Triac



Beam angle



Color selection



FS5103-09

Max.9W

Operating Temp. : -30°C + 40°C
 7.5W COB chip (DC200mA)
 ■ 2700K/600lm CRI90
 ■ 3000K/670lm CRI90
 ■ 4000K/750lm CRI80
 ■ 5000K/820lm CRI70


Remote Driver: AC100-240V 50/60Hz
 Driver performance: Non-dimmable/dimmable
 Dimmer: DALI/0~10v/Triac



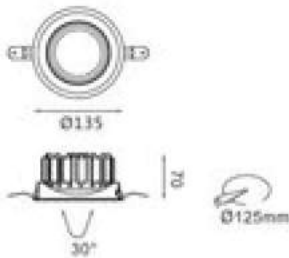
Beam angle



Color selection



LED CEILING DOWNLIGHT / ÉCLAIRAGE PLAFONNIER LED



FS5072-25

Max. 25W

Operating Temp. : -30°C + 40°C

23W COB chip (DC600mA)

■ 2700K/1750lm CRI90

■ 3000K/1975lm CRI90

■ 4000K/2250lm CRI80

■ 5000K/2450lm CRI70

Remote Driver: AC100-240V 50/60Hz

Driver performance: Non-dimmable/dimmable

Dimmer: DALI0-10v/Triac




Frosted Glass 磨砂片 Clear Glass 透明片


Beam angle



Color selection



LED CEILING DOWNLIGHT /
ÉCLAIRAGE PLAFONNIER LED



Recessed LED downlight with quality aluminum body in powder-coated, with multiple reflecting angles of anti-dazzle reflector for selection, excellent heat sink capability, remote LED driver.
Application: supermarkets, chain stores, shopping mall, villas, hotels, halls.

Spot LED encastré avec corps en aluminium de qualité revêtu de poudre, avec plusieurs angles de réflexion du réflecteur anti-éblouissement pour la sélection, excellente capacité de dissipateur de chaleur, pilote de LED à distance.
Application: supermarchés, chaînes de magasins, centre commercial, villas, hôtels, halls.



LED CEILING DOWNLIGHT / ÉCLAIRAGE PLAFONNIER LED



FS1083-06

Max. 6W

Operating Temp.: -30°C + 40°C

5W COB chip (DC500mA)

- 2700K/350lm CRI90
- 3000K/430lm CRI90
- 4000K/500lm CRI80
- 5000K/510lm CRI70

Remote Driver: AC100-240V 50/60Hz

Driver performance: Non-dimmable/dimmable


Dimmer: DALI/0-10v/Triac



Beam angle



Color selection



FS1083-13

Max. 13W

Operating Temp.: -30°C + 40°C

11.5W COB chip (DC300mA)

- 2700K/700lm CRI90
- 3000K/850lm CRI90
- 4000K/1020lm CRI80
- 5000K/1100lm CRI70

Remote Driver: AC100-240V 50/60Hz

Driver performance: Non-dimmable/dimmable

Dimmer: DALI/0-10v/Triac

Beam angle



Color selection



LED CEILING DOWNLIGHT /
ÉCLAIRAGE PLAFONNIER LED



LED CEILING DOWNLIGHT / ÉCLAIRAGE PLAFONNIER LED



FS5201-05

Max.5W

Operating Temp. : -30°C + 40°C

4.5W SMD chip (DC-1500mA)

■ 2700K/315lm CRI90

■ 3000K/342lm CRI90

■ 4000K/378lm CRI80

■ 5000K/423lm CRI70

Remote Driver: AC100-240V 50/60Hz

Driver performance: Non-dimmable/dimmable

Dimmer: 0~10v/Triac

Beam angle



Color selection



LED CEILING DOWNLIGHT / ÉCLAIRAGE PLAFONNIER LED



FS5040-05

Max. 5W

Operating Temp. : -30°C + 40°C

4.5W COB chip (DC500mA)

■ 2700K/350lm CR190

■ 3000K/380lm CR190

■ 4000K/420lm CR180

■ 5000K/470lm CR170

Remote Driver: AC100-240V 50/60Hz

Driver performance: Non-dimmable/dimmable

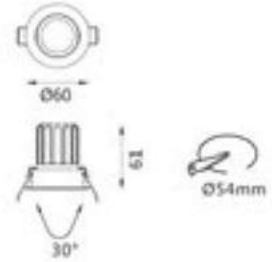
Dimmer: 0~10v/Triac



Frosted Glass 磨砂片



Clear Glass 透明片



Beam angle



Color selection



FS5040-02

Max. 2W

Operating Temp. : -30°C + 40°C

1.5W SMD chip (DC500mA)

■ 2700K/145lm CR190

■ 3000K/156lm CR190

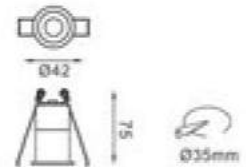
■ 4000K/177lm CR180

■ 5000K/198lm CR170

Remote Driver: AC100-240V 50/60Hz

Driver performance: Non-dimmable/dimmable


Dimmer: 0~10v/Triac



Beam angle



Color selection



LED CEILING DOWNLIGHT / ÉCLAIRAGE PLAFONNIER LED



FS1076-02



FS1077-02

FS1076-02/FS1077-02

Max.2W

Operating Temp. : -30°C + 40°C

1.5W SMD chip (DC500mA)

■ 2700K/145lm CRI90

■ 3000K/156lm CRI90

■ 4000K/177lm CRI80

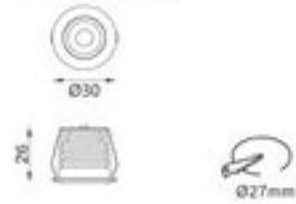
■ 5000K/198lm CRI70

Remote Driver: AC100-240V 50/60Hz

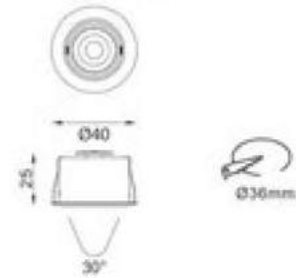
Driver performance: Non-dimmable/dimmable

Dimmer: 0~10v/Triac

FS1076-02



FS1077-02



Beam angle



Color selection



FS5053-05

Max.5W

Operating Temp. : -30°C + 40°C

4.5W COB chip (DC500mA)

■ 2700K/365lm CRI90

■ 3000K/397lm CRI90

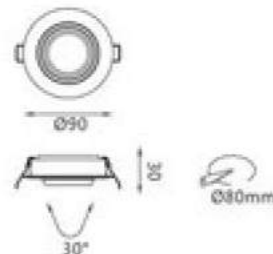
■ 4000K/443lm CRI80

■ 5000K/490lm CRI70

Remote Driver: AC100-240V 50/60Hz

Driver performance: Non-dimmable/dimmable

Dimmer: 0~10v/Triac



Beam angle



Color selection



Frosted Glass 磨砂片

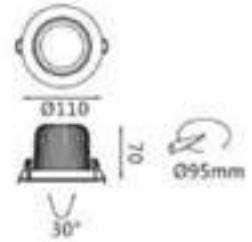


Clear Glass 透明片

LED CEILING DOWNLIGHT /
ÉCLAIRAGE PLAFONNIER LED



LED CEILING DOWNLIGHT / ÉCLAIRAGE PLAFONNIER LED



FS1022-16

Max. 16W

Operating Temp. : -30°C + 40°C

14W COB chip (DC600mA)

■ 2700K/1120lm CRI90

■ 3000K/1248lm CRI90

■ 4000K/1408lm CRI80

■ 5000K/1568lm CRI70

Remote Driver: AC100-240V 50/60Hz

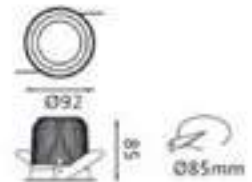

Driver performance: Non-dimmable/dimmable

Dimmer: DALI/0-10v/Triac

Beam angle



Color selection



FS5076-14

Max. 16W

Operating Temp. : -30°C + 40°C

14W COB chip (DC600mA)

■ 2700K/1120lm CRI90

■ 3000K/1248lm CRI90

■ 4000K/1408lm CRI80

■ 5000K/1568lm CRI70

Remote Driver: AC100-240V 50/60Hz


Driver performance: Non-dimmable/dimmable

Dimmer: DALI/0-10v/Triac

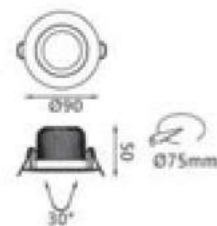
Beam angle



Color selection



LED CEILING DOWNLIGHT / ÉCLAIRAGE PLAFONNIER LED



FS1007-09

Max.9W

Operating Temp. : -30°C + 40°C

7.5W COB chip (DC200mA)

■ 2700K/635lm CRI90

■ 3000K/712lm CRI90

■ 4000K/792lm CRI80

■ 5000K/886lm CRI70

Remote Driver: AC100-240V 50/60Hz

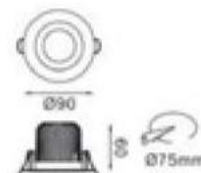

Driver performance: Non-dimmable/dimmable

Dimmer: DALI/0-10v/Triac

Beam angle



Color selection



FS1008-09

Max.9W

Operating Temp. : -30°C + 40°C

7.5W COB chip (DC200mA)

■ 2700K/635lm CRI90

■ 3000K/712lm CRI90

■ 4000K/792lm CRI80

■ 5000K/886lm CRI70

Remote Driver: AC100-240V 50/60Hz

Driver performance: Non-dimmable/dimmable

Dimmer: DALI/0-10v/Triac

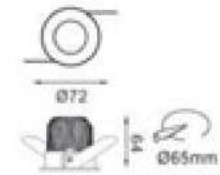
Beam angle



Color selection



LED CEILING DOWNLIGHT / ÉCLAIRAGE PLAFONNIER LED



FS5075-09

Max.9W

Operating Temp. : -30°C +40°C

7.5W COB chip (DC200mA)

- 2700K/635lm CRI90
- 3000K/712lm CRI90
- 4000K/792lm CRI80
- 5000K/886lm CRI70

Remote Driver: AC100-240V 50/60Hz

Driver performance: Non-dimmable/dimmable

Dimmer: DALI/0-10v/Triac

Beam angle



Color selection



Ultra-narrow width design, make your decoration effect more artistic and modern
Simple, elegant, unique design, easy to disassemble Perfect light
shape, lighting designers' first option 2 styles (adjustable /
non-adjustable) for selection



**LED CEILING DOWNLIGHT /
ÉCLAIRAGE PLAFONNIER LED**



LED CEILING DOWNLIGHT / ÉCLAIRAGE PLAFONNIER LED



FS1061-09

Max.9W

Operating Temp. : -30°C + 40°C

7.5W COB chip (DC200mA)

■ 2700K/635lm CRI90

■ 3000K/712lm CRI90

■ 4000K/792lm CRI80

■ 5000K/886lm CRI70

Remote Driver: AC100-240V 50/60Hz

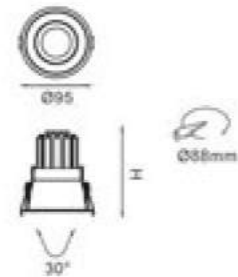

Driver performance: Non-dimmable/dimmable

Dimmer: DALI/0-10v/Triac

Beam angle



Color selection



型号/Model	功率/P	高度/H
FS1061B-09	Max.9W	108
FS1061B-15	Max.15W	122

Operating Temp. : -30°C + 40°C

13.5W COB chip (DC350mA) / FS1061B-15

■ 2700K/1120lm CRI90

■ 3000K/1286lm CRI90

■ 4000K/1440lm CRI80

■ 5000K/1568lm CRI70

Remote Driver: AC100-240V 50/60Hz

Driver performance: Non-dimmable/dimmable

Dimmer: DALI/0-10v/Triac

Beam angle



Color selection

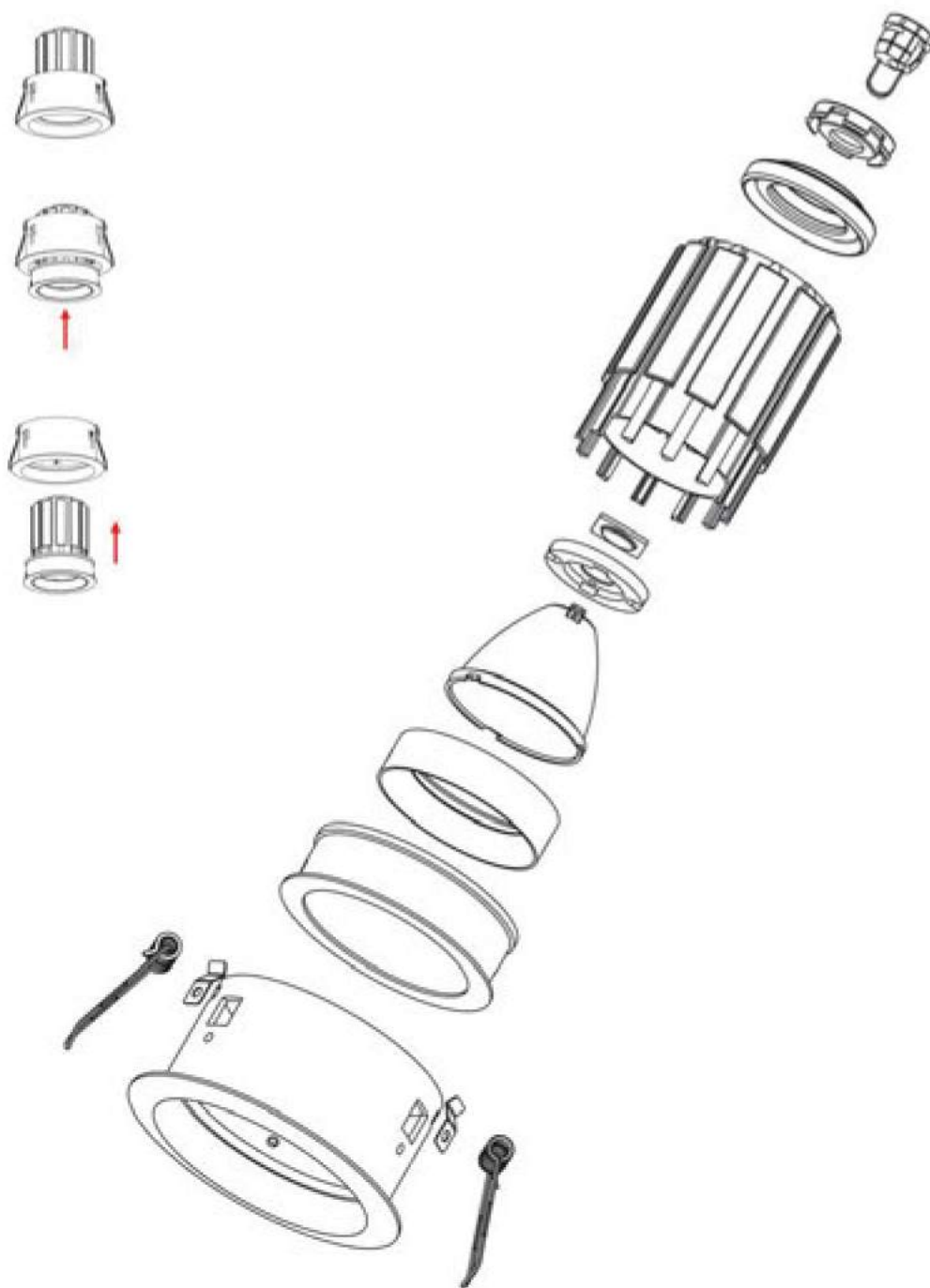


LED CEILING DOWNLIGHT / ÉCLAIRAGE PLAFONNIER LED

Simple and special design for easy dismounting. One module with different optional front housing
Two Wattage (13/26W) for selecting.



LED CEILING DOWNLIGHT /
ÉCLAIRAGE PLAFONNIER LED



LED CEILING DOWNLIGHT / ÉCLAIRAGE PLAFONNIER LED

Remote Driver: AC100-240V 50/60Hz
 Driver performance: Non-dimmable/dimmable
 Dimmer: 0-10v/Triac



Frosted Glass 磨砂片



Clear Glass 透明片



FS5047-13

Max.13W

Operating Temp. : -30°C + 40°C
 11W COB chip (DC350mA)
 ■ 2700K/926lm CRI90
 ■ 3000K/1019lm CRI90
 ■ 4000K/1144lm CRI80
 ■ 5000K/1275lm CRI70

Beam angle



Color selection



FS5049-26

Max.26W

Operating Temp. : -30°C + 40°C
 23W COB chip (DC600mA)
 ■ 2700K/1825lm CRI90
 ■ 3000K/2028lm CRI90
 ■ 4000K/2288lm CRI80
 ■ 5000K/2548lm CRI70

Beam angle



Color selection



LED CEILING DOWNLIGHT /
ÉCLAIRAGE PLAFONNIER LED



FS5048-13



FS-5048A-13



FS5047-13



FS5047A-13



FS5049-26

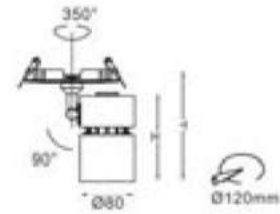


FS5049A-26

LED CEILING DOWNLIGHT /
ÉCLAIRAGE PLAFONNIER LED



LED CEILING DOWNLIGHT / ÉCLAIRAGE PLAFONNIER LED



型号/Model	功率/P	高度/H	高度/H1
FS4010A-12	Max.12W	162	108
FS4010A-18	Max.18W	180	128
FS4010A-22	Max.22W	187	138

Operating Temp. : -30°C + 40°C

16W COB chip (DC450mA) / FS4010A-18

- 2700K/1260lm CRI90
- 3000K/1418lm CRI90
- 4000K/1585lm CRI80
- 5000K/1764lm CRI70

Remote Driver: AC100-240V 50/60Hz

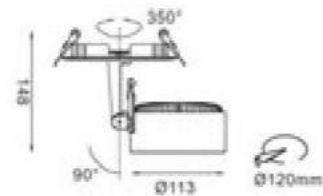
Driver performance: Non-dimmable/dimmable

Dimmer: DALI 0-10v/Triac

Beam angle



Color selection



FS4001A-26

Max.26W

Operating Temp. : -30°C + 40°C

23W COB chip (DC600mA)

- 2700K/1820lm CRI90
- 3000K/2028lm CRI90
- 4000K/2288lm CRI80
- 5000K/2548lm CRI70

Remote Driver: AC100-240V 50/60Hz

Driver performance: Non-dimmable/dimmable

Dimmer: DALI 0-10v/Triac

Beam angle



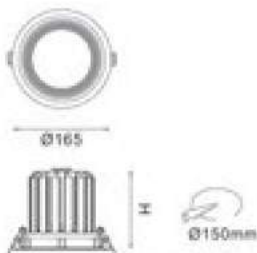
Color selection



LED CEILING DOWNLIGHT /
ÉCLAIRAGE PLAFONNIER LED



LED CEILING DOWNLIGHT / ÉCLAIRAGE PLAFONNIER LED



型号/Model	功率/P	高度/H
FS5077-15	Max.15W	86
FS5077-25	Max.25W	106
FS5077-42	Max.42W	136

Operating Temp. : -30°C + 40°C

38W COB chip (DC1000mA) / FS5077-42

- 2700K/2958lm CRI90
- 3000K/3360lm CRI90
- 4000K/3696lm CRI80
- 5000K/4116lm CRI70

Remote Driver: AC100-240V 50/60Hz

Driver performance: Non-dimmable/dimmable

Dimmer: DALI/0-10v/Triac



Frosted Glass 磨砂片



Clear Glass 透明片

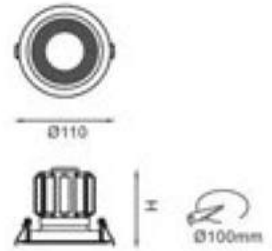
Beam angle



Color selection



LED CEILING DOWNLIGHT / ÉCLAIRAGE PLAFONNIER LED



型号/Model	功率/P	高度/H
FS5051-12	Max.12W	95
FS5051-20	Max.20W	115

Operating Temp. : -30°C + 40°C

11W COB chip (DC300mA)

- 2700K/840lm CR190
- 3000K/936lm CR190
- 4000K/1056lm CR180
- 5000K/1176lm CR170

Remote Driver: AC100-240V 50/60Hz

Driver performance: Non-dimmable/dimmable

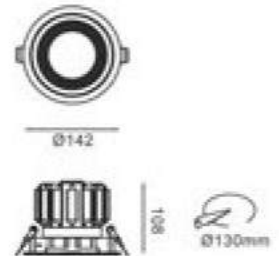
Dimmer: DALI/0~10v/Triac



Beam angle



Color selection



FS5052-20

Max. 18W

Operating Temp. : -30°C + 40°C

17.5W COB chip (DC500mA)

- 2700K/1418lm CR190
- 3000K/1560lm CR190
- 4000K/1760lm CR180
- 5000K/1960lm CR170

Remote Driver: AC100-240V 50/60Hz

Driver performance: Non-dimmable/dimmable


Dimmer: DALI/0~10v/Triac



Beam angle



Color selection



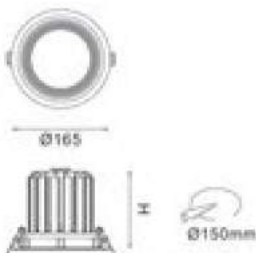
LED CEILING DOWNLIGHT /
ÉCLAIRAGE PLAFONNIER LED



**LED CEILING DOWNLIGHT /
ÉCLAIRAGE PLAFONNIER LED**



LED CEILING DOWNLIGHT / ÉCLAIRAGE PLAFONNIER LED



型号/Model	功率/P	高度/H
FS5077-15	Max.15W	86
FS5077-25	Max.25W	106
FS5077-42	Max.42W	136

Operating Temp. : -30°C + 40°C

38W COB chip (DC1000mA) / FS5077-42

- 2700K/2958lm CRI90
- 3000K/3360lm CRI90
- 4000K/3696lm CRI80
- 5000K/4116lm CRI70

Remote Driver: AC100-240V 50/60Hz

Driver performance: Non-dimmable/dimmable

Dimmer: DALI/0-10v/Triac



Frosted Glass 磨砂片



Clear Glass 透明片

Beam angle



Color selection



TRIMLESS CEILING DOWNLIGHT / PLAFONNIER LED À ENCASTRER




360° rotatable can also adjustable, to meet different requirement of lighting.
Anti-Glare & focus light design, specialize for furniture store as well as
Exclusive Shop.
Round & Square shape with all wattage series included to meet the different
design requirement.

360 ° rotatif peut également être réglable, pour répondre aux différentes exigences
de la foudre. Conception de lumière anti-éblouissante et focalisée, spécialisée dans
les magasins de meubles et les boutiques exclusives





TRIMLESS CEILING DOWNLIGHT / PLAFONNIER LED À ENCASTRER



Frosted Glass 磨砂片




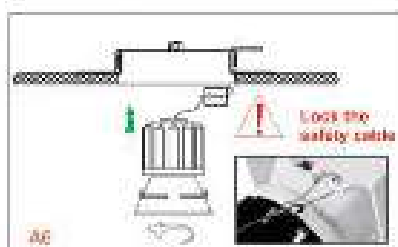
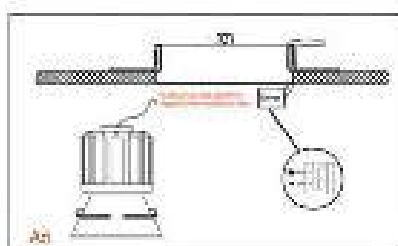
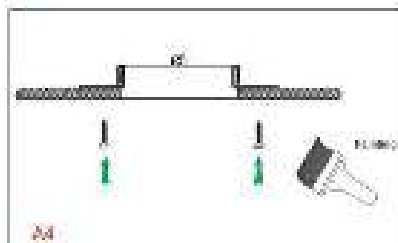
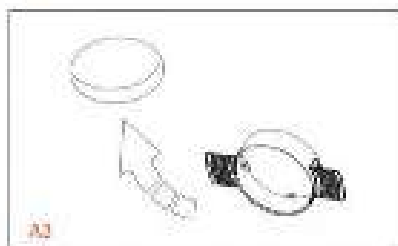
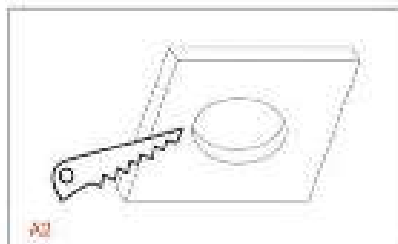
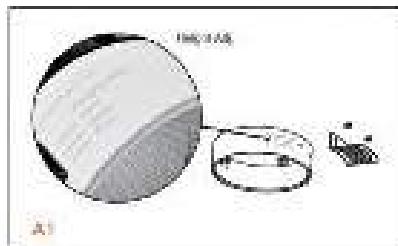
Clear Glass 透明片

COB lighting source + high-quality optical lens, softens light ; aluminum radiator, extend life.
Lamps trimless installation, better integration of the structure of the room,
to retain the original decoration style

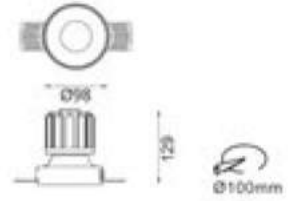
Source d'éclairage COB + lentille optique de haute qualité, adoucit la lumière; radiateur en
aluminium, prolonger la durée de vie.
Lampes installation sans garniture, meilleure intégration de la structure de la pièce, pour
conserver le style de décoration d'origine.

TRIMLESS CEILING DOWNLIGHT / PLAFONNIER LED À ENCASTRER

étapes d'installation



TRIMLESS CEILING DOWNLIGHT / PLAFONNIER LED À ENCASTRER



FS5093-20

Max.20W

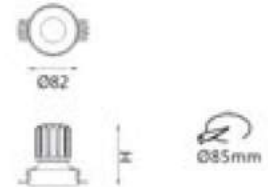
Operating Temp. : -30°C + 40°C
 18W COB chip (DC500mA)
 ■ 2700K/1300lm CRI90
 ■ 3000K/1520lm CRI90
 ■ 4000K/1700lm CRI80
 ■ 5000K/1840lm CRI70

Remote Driver: AC100-240V 50/60Hz
 Driver performance: Non-dimmable/dimmable
 Dimmer: 0-10V/Triac/Dali

Beam angle



Color selection



型号/Model	功率/P	高度/H
FS5093-09	Max.9W	100
FS5093-15	Max.15W	115


Operating Temp. : -30°C + 40°C
 13.5W COB chip (DC350mA)/FS5093-15
 ■ 2700K/1050lm CRI90

Remote Driver: AC100-240V 50/60Hz
 Driver performance: Non-dimmable/dimmable
 Dimmer: DALI/0-10v/Triac

Beam angle

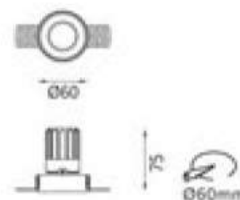


Color selection



TRIMLESS CEILING DOWNLIGHT / PLAFONNIER LED À ENCASTRER

TR



FS5093-05

Max. 5W

Operating Temp. : -30°C + 40°C

4.5W COB chip (DC500mA)

■ 2700K/325lm CRI90

■ 3000K/380lm CRI90

■ 4000K/425lm CRI80

■ 5000K/460lm CRI70

Remote Driver: AC100-240V 50/60Hz

Driver performance: Non-dimmable/dimmable

Dimmer: 0-10V/Triac/Dali

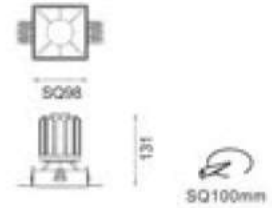
Beam angle



Color selection



TRIMLESS CEILING DOWNLIGHT / PLAFONNIER LED À ENCASTRER



FS5093A-20

Max. 20W

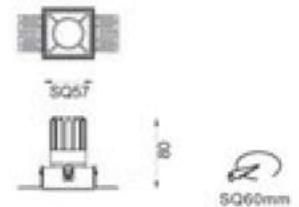
Operating Temp. : -30°C + 40°C
 18W COB chip (DC500mA)
 ■ 2700K/1300lm CRI90
 ■ 3000K/1520lm CRI90
 ■ 4000K/1700lm CRI80
 ■ 5000K/1840lm CRI70

Remote Driver: AC100-240V 50/60Hz
 Driver performance: Non-dimmable/dimmable
 Dimmer: 0-10V/Triac/Dali

Beam angle



Color selection



FS5093A-05

Max. 5W

Operating Temp. : -30°C + 40°C
 4.5W COB chip (DC500mA)


■ 2700K/1400lm CRI90

Remote Driver: AC100-240V 50/60Hz
 Driver performance: Non-dimmable/dimmable
 Dimmer: 0-10V/Triac/Dali

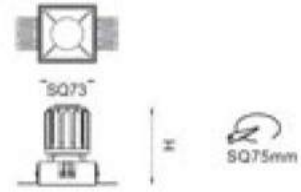
Beam angle



Color selection



TRIMLESS CEILING DOWNLIGHT / PLAFONNIER LED À ENCASTRER



型号/Model	功率/P	高度/H
FS5093A-09	Max.9W	100
FS5093A-15	Max.15W	115

Operating Temp. : -30°C + 40°C

13.5W COB chip (DC350mA)/FS5093A-15

- 2700K/1050lm CRI90
- 3000K/1080lm CRI90
- 4000K/1250lm CRI80
- 5000K/1320lm CRI70

Remote Driver: AC100-240V 50/60Hz

Driver performance: Non-dimmable/dimmable

Dimmer: DALI/0-10v/Triac

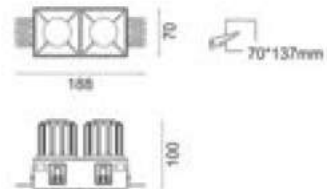
Beam angle



Color selection



FS2039A-30



TRIMLESS CEILING DOWNLIGHT / PLAFONNIER LED
À ENCASTRER



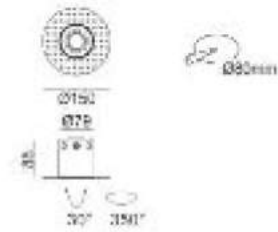
COB lighting source + high-quality optical lens, softens light; aluminum radiator, extend life.
Lamps trimless installation, better integration of the structure of the room,
to retain the original decoration style

Source d'éclairage COB + lentille optique de haute qualité, adoucit la lumière; radiateur en aluminium,
prolonger la durée de vie.

Lampes installation sans garniture, meilleure intégration de la structure de la pièce, pour conserver le style
de décoration d'origine.



TRIMLESS CEILING DOWNLIGHT / PLAFONNIER LED À ENCASTRER



FS5202-06

Max.6W

Operating Temp. : -30°C + 40°C

5W COB chip (DC500mA)

- 2700K/350lm CRI90
- 3000K/430lm CRI90
- 4000K/500lm CRI80
- 5000K/610lm CRI70

Remote Driver: AC100-240V 50/60Hz

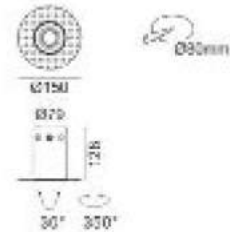
Driver performance: Non-dimmable/dimmable

Dimmer: DALI/0-10v/Triac

Beam angle



Color selection



FS5202-13

Max.13W

Operating Temp. : -30°C + 40°C

11.5W COB chip (DC300mA)

- 2700K/700lm CRI90
- 3000K/850lm CRI90
- 4000K/1020lm CRI80
- 5000K/1190lm CRI70

Remote Driver: AC100-240V 50/60Hz

Driver performance: Non-dimmable/dimmable

Dimmer: DALI/0-10v/Triac



Beam angle



Color selection



Flat visual effects




Deep visual effects

LED MODULES / MODULES LED



Front Ring optional colors





Aluminum MR16/AR111 LED light, which with simple and elegant design, with a variety of beam angles and anti-glare reflectors. Different housing can be chosen, perfect replacement of traditional MR16/AR111 light. Application: star hotel, museum, exhibition hall, shopping mall, franchise stores and so on.

Lumière LED MR16 / AR111 en aluminium, qui avec un design simple et élégant, avec une variété de faisceau. Différents boîtiers peuvent être choisis, remplacement parfait de l'éclairage traditionnel MR16 / AR111. Application: hôtel étoilé, musée, salle d'exposition, centres commerciaux, chaînes de magasin...



TRIMLESS CEILING DOWNLIGHT / PLAFONNIER LED À ENCASTRER



FS1059A-15



FS1059-09

Max. 9W

Operating Temp. : -30°C + 40°C

7.5W COB chip (DC200mA)

- 2700K/630lm CRI90
- 3000K/703lm CRI90
- 4000K/783lm CRI80
- 5000K/864lm CRI70

Remote Driver: AC100-240V 50/60Hz

Driver performance: Non-dimmable/dimmable

Dimmer: 0-10V/Triac/Dali

Beam angle



Color selection



FS1059A-15



FS1059-15

Max. 15W

Operating Temp. : -30°C + 40°C

13.5W COB chip (DC350mA)

- 2700K/1050lm CRI90
- 3000K/1170lm CRI90
- 4000K/1305lm CRI80
- 5000K/1440lm CRI70

Remote Driver: AC100-240V 50/60Hz


Driver performance: Non-dimmable/dimmable

Dimmer: 0-10V/Triac/Dali

Beam angle



Color selection



TRIMLESS CEILING DOWNLIGHT / PLAFONNIER LED À ENCASTRER



Item: FS1059-09-A
Size: Ø80mm
Cut out: 75mm



Item: FS1059-09-B
Size: Ø80mm
Cut out: 75mm



Item: FS1059-09-D
Size: Ø80mm
Cut out: 70mm



Item: FS1059-09-E
Size: Ø80mm
Cut out: 70mm



Item: FS1059-09-F
Size: Ø80mm
Cut out: 70mm



Item: FS1059-09-G
Size: Ø80mm
Cut out: 70mm



Item: FS1059-09-H
Size: Ø91mm
Cut out: 92mm



Item: FS1059-09-J
Size: SQ82mm
Cut out: SQ78mm



Item: FS1059-09-K
Size: SQ82mm
Cut out: SQ78mm



Item: FS1059-09-L
Size: SQ84*75mm
Cut out: SQ85*76mm



Item: FS1059-09-N
Size: Ø95mm
Cut out: 85mm



Item: FS1059-09-O
Size: SQ95mm
Cut out: SQ85mm



Item: FS5101-09
Size: Ø82mm
Cut out: Ø85mm



Item: FS5101A-09
Size: SQ73mm
Cut out: SQ75mm

**LED HOTEL DOWN LIGHT
PLAFONNIER LED POUR HÔTELS**





LED HOTEL DOWN LIGHT / PLAFONNIER LED POUR HÔTELS

Recessed LED wall washer with white powder coated anti-glare die-cast housing, high thermal conductive heat sink and energy efficient electronic driver. Different shape of housing can be chosen in different application.

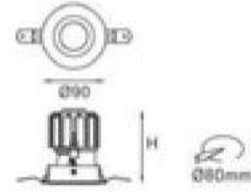
Application: living rooms, corridors, shops, shopping mall, hotel, restaurants.

LED encastré à éclairage rasant avec boîtier de matrice anti-éblouissement enduit de poudre blanche, dissipateur de chaleur à haute conductivité thermique et pilote électronique économe en énergie, différentes formes de boîtier peuvent être choisies dans différentes applications.

A utiliser pour: salons, couloirs, magasins, centres commerciaux, hotels, restaurants.



LED HOTEL DOWN LIGHT / PLAFONNIER LED POUR HÔTELS



型号/Model	功率/P	高度/H
FS6001-09	Max.9W	104
FS6001-15	Max.15W	116

Operating Temp. : -30°C + 40°C

7.5W / 13.5W COB chip (DC200mA / DC350mA)

- 2700K/639lm 1065lm CRI90
- 3000K/702lm 1170lm CRI90
- 4000K/792lm 1320lm CRI80
- 5000K/882lm 1425lm CRI70

Remote Driver: AC100-240V 50/60Hz

Driver performance: Non-dimmable/dimmable

Dimmer: DALI/0-10v/Triac



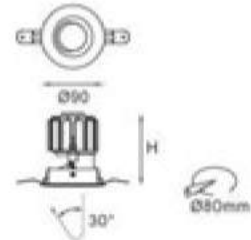

Frosted Glass 磨砂片 Clear Glass 透明片



Beam angle



Color selection



型号/Model	功率/P	高度/H
FS6002-09	Max.9W	104
FS6002-15	Max.15W	116

Operating Temp. : -30°C + 40°C

7.5W / 13.5W COB chip (DC200mA / DC350mA)

- 2700K/639lm 1065lm CRI90
- 3000K/702lm 1170lm CRI90
- 4000K/792lm 1320lm CRI80
- 5000K/882lm 1425lm CRI70

Remote Driver: AC100-240V 50/60Hz

Driver performance: Non-dimmable/dimmable

Dimmer: DALI/0-10v/Triac



Frosted Glass 磨砂片 Clear Glass 透明片

Beam angle: 15° / 25° / 36°



Color selection



LED HOTEL DOWN LIGHT / PLAFONNIER LED POUR HÔTELS



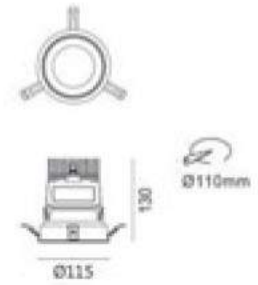
Recessed LED spot light with die casting heat sink , high quality aluminum body narrow edge trim in powder-coated.Flexible replacement different color reflector.

Spot à LED encastré avec dissipateur de chaleur, corps en aluminium de haute qualité, garniture de bord étroit en revêtement par poudre. Réflecteur de couleur différente de remplacement flexible.





LED HOTEL DOWN LIGHT / PLAFONNIER LED POUR HÔTELS



FS5205-20

Max. 18W

Operating Temp. : -30°C + 40°C

17.5W COB chip (DC500mA)

■ 2700K/1418lm CRI90

■ 3000K/1560lm CRI90

■ 4000K/1760lm CRI80

■ 5000K/1960lm CRI70

Remote Driver: AC100-240V 50/60Hz

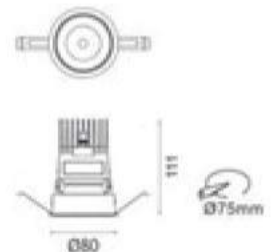
Driver performance: Non-dimmable/dimmable

Dimmer: DALI/0-10v/Triac

Beam angle



Color selection



FS5205-12

Max. 12W

Operating Temp. : -30°C + 40°C

11W COB chip (DC300mA)

■ 2700K/840lm CRI90

■ 3000K/936lm CRI90

■ 4000K/1056lm CRI80

■ 5000K/1176lm CRI70

Remote Driver: AC100-240V 50/60Hz

Driver performance: Non-dimmable/dimmable

Dimmer: DALI/0-10v/Triac

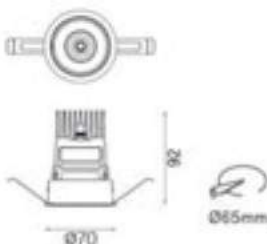
Beam angle



Color selection



LED HOTEL DOWN LIGHT / PLAFONNIER LED POUR HÔTELS



FS5205-06

Max.6W

Operating Temp. : -30°C + 40°C

5W COB chip (DC500mA)

■ 2700K/350lm CR190

■ 3000K/430lm CR190

■ 4000K/500lm CR180

■ 5000K/510lm CR170

Remote Driver: AC100-240V 50/60Hz

Driver performance: Non-dimmable/dimmable

Dimmer: DALI/0-10v/Triac

Beam angle



Color selection

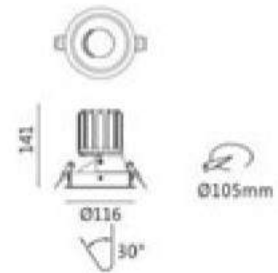


LED HOTEL DOWN LIGHT / PLAFONNIER LED POUR HÔTELS



CE CB COB Alu. IES    IP40  

LED HOTEL DOWN LIGHT / PLAFONNIER LED POUR HÔTELS



型号/Model	功率/P	高度/H
FS6012A-15	Max.15W	126
FS6012A-20	Max.20W	141

Operating Temp. : -30°C +40°C

18W COB chip (DC500mA)/FS6012A-20

- 2700K/1260lm CRI90
- 3000K/1418lm CRI90
- 4000K/1585lm CRI80
- 5000K/1764lm CRI70

Remote Driver: AC100-240V 50/60Hz

Driver performance: Non-dimmable/dimmable

Dimmer: DALI/0~10v/Triac

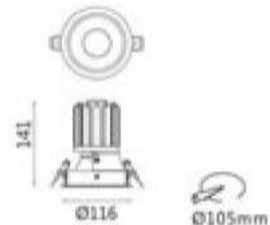


Frosted Glass 磨砂片 Clear Glass 透明片

Beam angle



Color selection



型号/Model	功率/P	高度/H
FS6012-15	Max.15W	126
FS6012-20	Max.20W	141

Operating Temp. : -30°C +40°C

18W COB chip (DC500mA)/FS6012-20

- 2700K/1260lm CRI90
- 3000K/1418lm CRI90
- 4000K/1585lm CRI80
- 5000K/1764lm CRI70

Remote Driver: AC100-240V 50/60Hz

Driver performance: Non-dimmable/dimmable

Dimmer: DALI/0~10v/Triac



Frosted Glass 磨砂片 Clear Glass 透明片

Beam angle



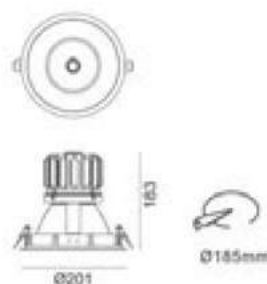
Color selection



LED HOTEL DOWN LIGHT / PLAFONNIER LED POUR
HÔTELS



LED HOTEL DOWN LIGHT / PLAFONNIER LED POUR HÔTELS



FS6013-50W

Max. 50W

Operating Temp. : -30°C + 40°C

45W COB chip (DC1200mA)

- 2700K/3250lm CRI90
- 3000K/3800lm CRI90
- 4000K/4250lm CRI80
- 5000K/4600lm CRI70

Remote Driver: AC100-240V 50/60Hz

Driver performance: Non-dimmable/dimmable

Dimmer: 0-10V/Triac/Dali

Beam angle



Color selection



FS6200-30

Max. 30W

Operating Temp. : -30°C + 40°C

27W COB chip (DC700mA)/FS6010-30

- 2700K/2106lm CRI90
- 3000K/2280lm CRI90
- 4000K/2640lm CRI80
- 5000K/2880lm CRI70

Remote Driver: AC100-240V 50/60Hz

Driver performance: Non-dimmable/dimmable

Dimmer: DALI/0-10v/Triac



Clear Glass 透明片

Frosted Glass 磨砂片

LED WALL WASH / ECLAIRAGE RASANT LED



Made of high quality die-casting aluminum Housing and unique cooling system design.
LEDIL unique Polarizing optics design reflector with a softer and better light output.

Different polarizing optics design make different visual aesthetic.

Fabriqué avec un boîtier en aluminium moulé sous pression de haute qualité et un système de refroidissement unique. Réflecteur unique de conception optique polarisante de LEDIL avec un rendement lumineux plus doux et meilleur.




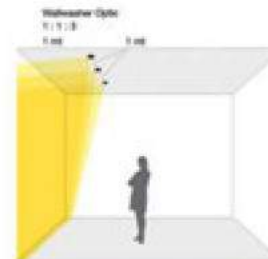
LED WALL WASH / ECLAIRAGE RASANT LED



Beam angle



Color selection


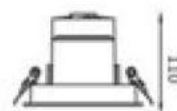
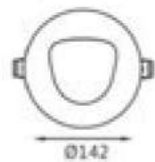


FS6011-25

Max. 25W

- Operating Temp. : -30°C + 40°C
 22W COB chip (DC600mA)
- 2700K/1725lm CRI90
 - 3000K/1825lm CRI90
 - 4000K/2000lm CRI80
 - 5000K/2125lm CRI70

Remote Driver: AC100-240V 50/60Hz
 Driver performance: Non-dimmable/dimmable
 Dimmer: 0-10V/Triac/Dali



FS5039-12

Max. 12W

- Operating Temp. : -30°C + 40°C
 11W COB chip (DC300mA)
- 2700K/845lm CRI90
 - 3000K/936lm CRI90
 - 4000K/1068lm CRI80
 - 5000K/1165lm CRI70

Remote Driver: AC100-240V 50/60Hz
 Driver performance: Non-dimmable/dimmable
 Dimmer: 0-10V/Triac

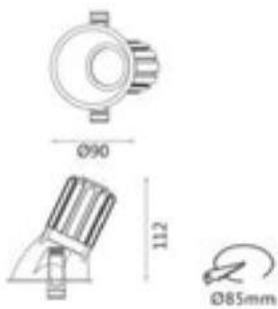
Beam angle



Color selection



LED WALL WASH / ECLAIRAGE RASANT LED



型号/Model	功率/P	高度/H
FS1065-09	Max.9W	97
FS1065-15	Max.15W	112

Operating Temp. : -30°C + 40°C

13.5W COB chip (DC350mA)/FS1065-15

- 2700K/975lm CRI90
- 3000K/1140lm CRI90
- 4000K/1275lm CRI80
- 5000K/1380lm CRI70

Remote Driver: AC100-240V 50/60Hz

Driver performance: Non-dimmable/dimmable

Dimmer: 0-10V/Triac/Dali



Frosted Glass 磨砂片



Clear Glass 透明片

Beam angle



Color selection





LED HOUSEHOLD SOTRE & RECESSED GRILLE LIGHT / ÉCLAIRAGE
LED DOMESTIQUE ET GRILLE ENCASTRÉE



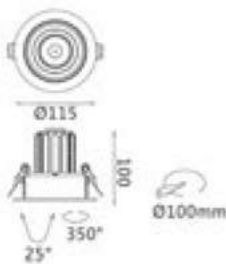
360° rotatable can also adjustable, to meet different requirement of lighting.
Anti-Glare & focus light design, specialize for furniture sotore as well as
Exclusive Shop.
Round & Square shape with all wattage series included to meet the different
design requirement.

Fabriqué avec un boîtier en aluminium moulé sous pression de haute qualité et un
système de refroidissement unique. Réflecteur unique de conception optique polari-
sante de LEDIL avec un rendement lumineux plus doux et meilleur.





LED HOUSEHOLD SOTRE & RECESSED GRILLE LIGHT / ÉCLAIRAGE LED DOMESTIQUE ET GRILLE ENCASTRÉE



FS1062-13

Max. 13W

Operating Temp. : -30°C + 40°C

11W COB chip (DC300mA)

- 2700K/910lm CRI90
- 3000K/950lm CRI90
- 4000K/1066lm CRI80
- 5000K/1105lm CRI70

Remote Driver: AC100-240V 50/60Hz


Driver performance: Non-dimmable/dimmable

Dimmer: 0-10V/Triac/Dali

Beam angle



Color selection



LED HOUSEHOLD SOTRE & RECESSED GRILLE LIGHT / ÉCLAIRAGE LED DOMESTIQUE ET GRILLE ENCASTRÉE



FS1062-20

Max. 20W

Operating Temp. : -30°C + 40°C
17.5W COB chip (DC500mA)

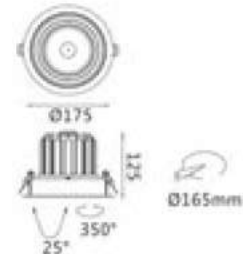
- 2700K/1400lm CRI90
- 3000K/1430lm CRI90
- 4000K/1600lm CRI80
- 5000K/1650lm CRI70

Remote Driver: AC100-240V 50/60Hz
Driver performance: Non-dimmable/dimmable
Dimmer: 0-10V/Triac/Dali

Beam angle



Color selection



FS1062-30

Max. 30W

Operating Temp. : -30°C + 40°C
26W COB chip (DC700mA)

- 2700K/2100lm CRI90
- 3000K/2190lm CRI90
- 4000K/2350lm CRI80
- 5000K/2450lm CRI70

Remote Driver: AC100-240V 50/60Hz
Driver performance: Non-dimmable/dimmable
Dimmer: 0-10V/Triac/Dali

Beam angle



Color selection



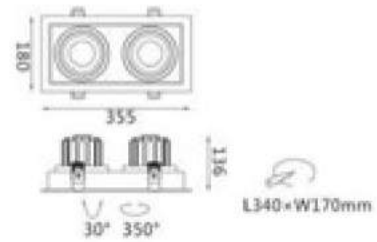
LED HOUSEHOLD SOTRE & RECESSED GRILLE LIGHT / ÉCLAIRAGE
LED DOMESTIQUE ET GRILLE ENCASTRÉE



Recess Grille downlight with quality aluminum body in powder-coated, with multiple reflecting angles, excellent heatsink capability to minimize degradation of the lumens, remote LED driver. Application: star hotel, museum, exhibition hall, shopping malls, brandchain stores and so on.

Plafonnier spot à grille encastrée avec corps en aluminium de qualité enduit de poudre, avec plusieurs angles réfléchissants, excellente capacité de dissipateur thermique pour minimiser la dégradation des lumens, pilote de LED à distance.

LED HOUSEHOLD SOTRE & RECESSED GRILLE LIGHT / ÉCLAIRAGE LED DOMESTIQUE ET GRILLE ENCASTRÉE



FS2018A-35

Max. 2x35W

Operating Temp. : -30°C +40°C

2x32W COB chip (DC800mA)

■ 2700K/4915lm CRI90

■ 3000K/5390lm CRI90

■ 4000K/5950lm CRI80

■ 5000K/6720lm CRI70

Remote Driver: AC100-240V 50/60Hz

Driver performance: Non-dimmable/dimmable

Dimmer: 0-10V/Triac/Dali

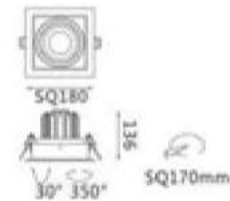


Frosted Glass 磨砂片 Clear Glass 透明片

Beam angle



Color selection



FS2019A-35

Max. 35W

Operating Temp. : -30°C +40°C

32W COB chip (DC800mA)

■ 2700K/2450lm CRI90

■ 3000K/2730lm CRI90

■ 4000K/3080lm CRI80

■ 5000K/3360lm CRI70

Remote Driver: AC100-240V 50/60Hz

Driver performance: Non-dimmable/dimmable

Dimmer: 0-10V/Triac/Dali



Frosted Glass 磨砂片 Clear Glass 透明片

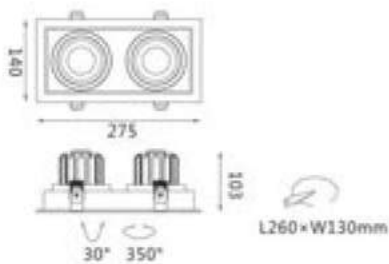
Beam angle



Color selection



LED HOUSEHOLD SOTRE & RECESSED GRILLE LIGHT / ÉCLAIRAGE LED DOMESTIQUE ET GRILLE ENCASTRÉE



FS2022A-15

Max. 2*15W

Operating Temp. : -30°C + 40°C

2*13W COB chip (DC350mA)

- 2700K/2100lm CRI90
- 3000K/2160lm CRI90
- 4000K/2500lm CRI90
- 5000K/2640lm CRI90

Remote Driver: AC100-240V 50/60Hz



Driver performance: Non-dimmable/dimmable

Dimmer: 0-10V/Triac/Dali

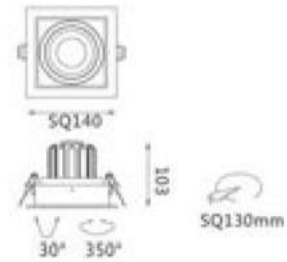
Beam angle



Color selection



LED HOUSEHOLD SOTRE & RECESSED GRILLE LIGHT / ÉCLAIRAGE LED DOMESTIQUE ET GRILLE ENCASTRÉE



FS2023A-15

Max. 15W

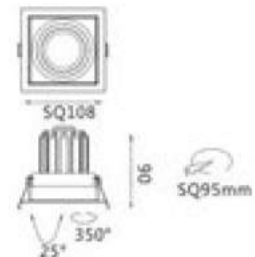
Operating Temp. : -30°C + 40°C
13W COB chip (DC350mA)
■ 2700K/1050lm CRI90
■ 3000K/1080lm CRI90
■ 4000K/1250lm CRI90
■ 5000K/1320lm CRI90

Remote Driver: AC100-240V 50/60Hz
Driver performance: Non-dimmable/dimmable
Dimmer: 0-10V/Triac/Dali

Beam angle



Color selection



FS2027A-13

Max. 13W

Operating Temp. : -30°C + 40°C
11W COB chip (DC300mA)
■ 2700K/910lm CRI90
■ 3000K/950lm CRI90
■ 4000K/1066lm CRI80
■ 5000K/1105lm CRI70

Remote Driver: AC100-240V 50/60Hz
Driver performance: Non-dimmable/dimmable
Dimmer: 0-10V/Triac/Dali

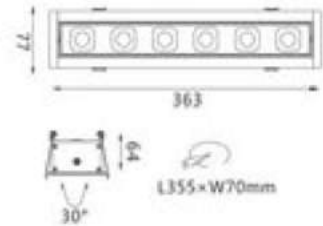
Beam angle



Color selection



LED HOUSEHOLD SOTRE & RECESSED GRILLE LIGHT / ÉCLAIRAGE LED DOMESTIQUE ET GRILLE ENCASTRÉE



FS2029-16

Max.16W

Operating Temp. : -30°C + 40°C

14W COB chip (DC700mA)

- 2700K/1104lm CRI80
- 3000K/1168lm CRI80
- 4000K/1248lm CRI80
- 5000K/1280lm CRI70

Remote Driver: AC100-240V 50/60Hz

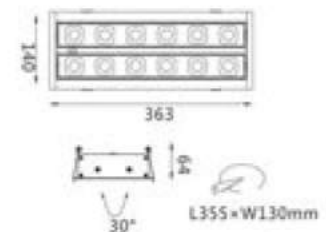
Driver performance: Non-dimmable/dimmable

Dimmer: 0-10V/Triac/Dali

Beam angle: 7° / 14° / 25° /
46° / 9+41°



Color selection



FS2030-30

Max.30W

Operating Temp. : -30°C + 40°C

26W COB chip (DC700mA)

- 2700K/2070lm CRI80
- 3000K/2250lm CRI80
- 4000K/2350lm CRI80
- 5000K/2460lm CRI70

Remote Driver: AC100-240V 50/60Hz

Driver performance: Non-dimmable/dimmable

Dimmer: 0-10V/Triac/Dali

Beam angle: 7° / 14° / 25° /
46° / 9+41°



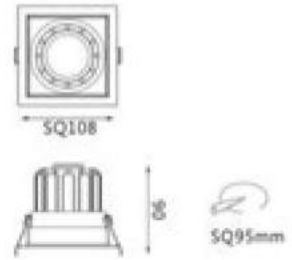
Color selection



**LED HOUSEHOLD SOTRE & RECESSED GRILLE LIGHT /
ÉCLAIRAGE LED DOMESTIQUE ET GRILLE ENCASTRÉE**



LED HOUSEHOLD SOTRE & RECESSED GRILLE LIGHT / ÉCLAIRAGE LED DOMESTIQUE ET GRILLE ENCASTRÉE



FS2027-13

Max.13W

Operating Temp. : -30°C + 40°C

11W COB chip (DC300mA)

- 2700K/897lm CR190
- 3000K/936lm CR190
- 4000K/1050lm CR180
- 5000K/1066lm CR170

Remote Driver: AC100-240V 50/60Hz

Driver performance: Non-dimmable/dimmable

Dimmer: 0-10V/Triac/Dali



Frosted Glass 磨砂片

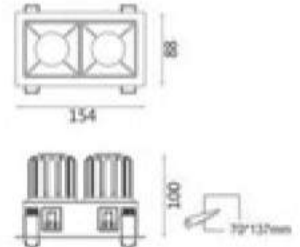


Clear Glass 透明片

Beam angle



Color selection



FS2039-30

Max.2*15W

Operating Temp. : -30°C + 40°C

2*13W COB chip (DC350mA)

- 2700K/2100lm CR190
- 3000K/2160lm CR190
- 4000K/2500lm CR190
- 5000K/2640lm CR190

Remote Driver: AC100-240V 50/60Hz

Driver performance: Non-dimmable/dimmable

Dimmer: 0-10V/Triac/Dali



Frosted Glass 磨砂片



Clear Glass 透明片

Beam angle



Color selection



LED HOUSEHOLD SOTRE & RECESSED GRILLE LIGHT /
ÉCLAIRAGE LED DOMESTIQUE ET GRILLE ENCASTRÉE



LED DOWN LIGHT / PLAFONNIERS À LED

IP65 Recessed mounted circular LED downlight luminaire with die-cast aluminium housing in white powder coating finish, specially designed heatsink, anti glare diffuser and separate energy efficient electronic driver.

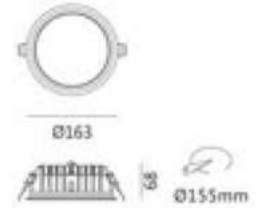
Application: living rooms, corridors, shops, shopping mall, hotel.

Luminaire LED circulaire encastré IP65 avec boîtier en aluminium moulé sous pression avec revêtement en poudre blanche, dissipateur thermique spécialement conçu, diffuseur anti-éblouissement et séparé.





LED DOWN LIGHT / PLAFONNIERS À LED



FS3033-20

Max. 20W

Operating Temp. : -30°C + 40°C
SMD2835*112PCS (DC500mA)

- 2700K/1425lm CRI90
- 3000K/1520lm CRI90
- 4000K/1710lm CRI80
- 5000K/1900lm CRI70

Remote Driver: AC100-240V 50/60Hz
Driver performance: Non-dimmable/dimmable
Dimmer: 0-10V/Triac/Dali

Beam angle



Color selection



FS3032-15

Max. 15W

Operating Temp. : -30°C + 40°C
SMD2835*84PCS (DC350mA)

- 2700K/1125lm CRI90
- 3000K/1200lm CRI90
- 4000K/1350lm CRI80
- 5000K/1500lm CRI70

Remote Driver: AC100-240V 50/60Hz
Driver performance: Non-dimmable/dimmable
Dimmer: 0-10V/Triac/Dali

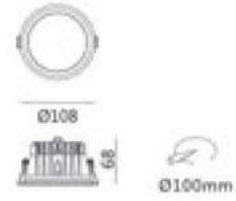
Beam angle



Color selection



LED DOWN LIGHT / PLAFONNIERS À LED



FS3031-10

Max. 10W

Operating Temp. : -30°C + 40°C
SMD2835*54PCS (DC300mA)

- 2700K/750lm CRI90
- 3000K/800lm CRI90
- 4000K/900lm CRI80
- 5000K/1000lm CRI70

Remote Driver: AC100-240V 50/60Hz
Driver performance: Non-dimmable/dimmable
Dimmer: 0-10V/Triac/Dali

Beam angle



Color selection



LED DOWN LIGHT / PLAFONNIERS À LED





Recessed mounted circular LED down light luminaire with die-cast aluminium housing in white powder coating finish, specially designed heatsink, anti glare diffuser and separate energy efficient electronic.


Application: living rooms, corridors, shops, shopping mall, hotel, driver.

Luminaire encastré à LED circulaire encastré avec boîtier en aluminium moulé sous pression avec revêtement en poudre blanche, dissipateur thermique spécialement conçu, diffuseur anti-éblouissement et électronique à efficacité énergétique séparée.

Application: Salons, couloirs, magasins, centre commercial, hôtel, chauffeur.



LED DOWN LIGHT / PLAFONNIERS À LED



FS3002-24

Max.24W

Operating Temp. : -30°C + 40°C
SMD2835*140PCS (DC700mA)

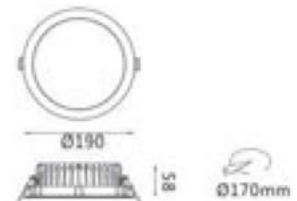
- 2700K/1800lm CRI90
- 3000K/1920lm CRI90
- 4000K/2160lm CRI80
- 5000K/2400lm CRI70

Remote Driver: AC100-240V 50/60Hz
Driver performance: Non-dimmable/dimmable
Dimmer: 0-10V/Triac/Dali

Beam angle



Color selection



FS3001-19

Max.19W

Operating Temp. : -30°C + 40°C
SMD2835*112PCS (DC700mA)

- 2700K/1425lm CRI90
- 3000K/1520lm CRI90
- 4000K/1710lm CRI80
- 5000K/1900lm CRI70

Remote Driver: AC100-240V 50/60Hz
Driver performance: Non-dimmable/dimmable
Dimmer: 0-10V/Triac/Dali


Beam angle



Color selection



LED DOWN LIGHT / PLAFONNIERS À LED



FS3022-15

Max. 15W

Operating Temp. : -30°C + 40°C
SMD2835*84PCS (DC350mA)

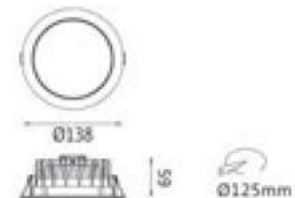
- 2700K/1125lm CRI90
- 3000K/1200lm CRI90
- 4000K/1350lm CRI80
- 5000K/1500lm CRI70

Remote Driver: AC100-240V 50/60Hz
Driver performance: Non-dimmable/dimmable
Dimmer: 0-10V/Triac/Dali

Beam angle



Color selection



FS3021-13

Max. 13W

Operating Temp. : -30°C + 40°C
SMD2835*72PCS (DC300mA)


- 2700K/975lm CRI90
- 3000K/1040lm CRI90
- 4000K/1170lm CRI80
- 5000K/1300lm CRI70

Remote Driver: AC100-240V 50/60Hz
Driver performance: Non-dimmable/dimmable
Dimmer: 0-10V/Triac/Dali

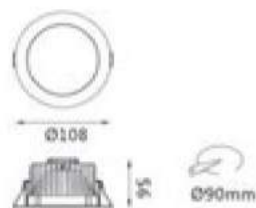
Beam angle



Color selection



LED DOWN LIGHT / PLAFONNIERS À LED



FS3020-10

Max.10W

Operating Temp. : -30°C + 40°C

SMD2835*54PCS (DC300mA)

- 2700K/750lm CRI90
- 3000K/800lm CRI90
- 4000K/900lm CRI80
- 5000K/1000lm CRI70

Remote Driver: AC100-240V 50/60Hz

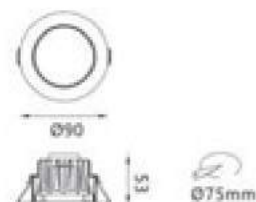
Driver performance: Non-dimmable/dimmable

Dimmer: 0-10V/Triac/Dali

Beam angle



Color selection



FS3023-07

Max.7W

Operating Temp. : -30°C + 40°C

SMD2835*36PCS (DC300mA)

- 2700K/525lm CRI90
- 3000K/560lm CRI90
- 4000K/630lm CRI80
- 5000K/700lm CRI70

Remote Driver: AC100-240V 50/60Hz

Driver performance: Non-dimmable/dimmable

Dimmer: 0-10V/Triac/Dali

Beam angle



Color selection





LED SURFACE & SUSPENSION LAMP / SURFACE LED ET LAMPE À SUSPENSION



Selected color



Simple and elegant designed LED pendant Light with aluminium die-cast housing, specially designed heatsink for good dissipation to minimize degradation of the lumens.
Application: household decorative lighting, shops, hotels bars, coffee shops.

Suspension LED au design simple et élégant avec boîtier en aluminium moulé sous pression, dissipateur spécialement conçu pour une bonne dissipation afin de minimiser la dégradation des lumens.
Application: Maisons, magasins, bars d'hôtel, cafés.





LED DOWN LIGHT / PLAFONNIERS À LED



FS3036-15

Max.15W

Operating Temp. : -30°C + 40°C


13.5W COB chip (DC350mA)

- 2700K/990lm CRI90
- 3000K/1110lm CRI90
- 4000K/1255lm CRI80
- 5000K/1390lm CRI70

Remote Driver: AC100-240V 50/60Hz

Driver performance: Non-dimmable/dimmable

Dimmer: Triac/0-10V/Dali



Selected color



Beam angle



Color selection



FS3036-06

Max.6W

Operating Temp. : -30°C + 40°C

5W COB chip (DC500mA)

- 2700K/420lm CRI90
- 3000K/470lm CRI90
- 4000K/540lm CRI80
- 5000K/605lm CRI70

Remote Driver: AC100-240V 50/60Hz

Driver performance: Non-dimmable/dimmable

Dimmer: Triac




Selected color



Beam angle



Color selection



LED DOWN LIGHT / PLAFONNIERS À LED



FS3035-05

Max.5W

Operating Temp. : -30°C + 40°C

4.5W SMD chip (DC500mA)

- 2700K/300lm CRI90
- 3000K/330lm CRI90
- 4000K/375lm CRI80
- 5000K/425lm CRI70

Remote Driver: AC100-240V 50/60Hz

Driver performance: Non-dimmable/dimmable

Dimmer: Triac



Beam angle



Color selection



FS4027C-20

Max.20W

Operating Temp. : -30°C + 40°C

4×5W SMD chip (DC500mA)

- 2700K/1200lm CRI90
- 3000K/1320lm CRI90
- 4000K/1500lm CRI80
- 5000K/1700lm CRI70

Remote Driver: AC100-240V 50/60Hz

Driver performance: Non-dimmable/dimmable

Dimmer: Triac/0-10V/Dali




50mm

Beam angle



Color selection



LED DOWN LIGHT / PLAFONNIERS À LED



FS3020-40

Max.40W

Operating Temp. : -30°C + 40°C

35W COB chip (DC1000mA)

- 2700K/2815lm CRI90
- 3000K/3120lm CRI90
- 4000K/3520lm CRI80
- 5000K/3925lm CRI70

Remote Driver: AC100-240V 50/60Hz


Driver performance: Non-dimmable/dimmable

Dimmer: Triac

Beam angle



Color selection



FS4010B-18

Max.18W

Operating Temp. : -30°C + 40°C

16W COB chip (DC450mA)

- 2700K/1260lm CRI90
- 3000K/1405lm CRI90
- 4000K/1584lm CRI80
- 5000K/1766lm CRI70

Remote Driver: AC100-240V 50/60Hz

Driver performance: Non-dimmable/dimmable

Dimmer: Triac

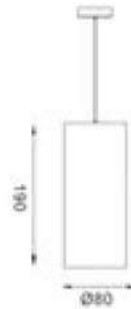
Beam angle



Color selection



LED DOWN LIGHT / PLAFONNIERS À LED



FS3025-18

Max. 18W

Operating Temp. : -30°C + 40°C

16W COB chip (DC450mA)

- 2700K/1242lm CRI90
- 3000K/1260lm CRI90
- 4000K/1422lm CRI80
- 5000K/1530lm CRI70

Remote Driver: AC100-240V 50/60Hz

Driver performance: Non-dimmable/dimmable

Dimmer: Triac

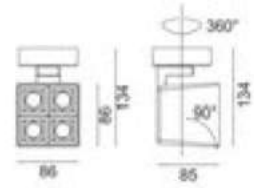
Beam angle



Color selection



LED DOWN LIGHT / PLAFONNIERS À LED



FS4027A-20

Max.20W

Operating Temp. : -30°C + 40°C

4 × (4.5W SMD) chip (DC500mA)

- 2700K/1200lm CRI90
- 3000K/1300lm CRI90
- 4000K/1500lm CRI80
- 5000K/1710lm CRI70

Remote Driver: AC100-240V 50/60Hz

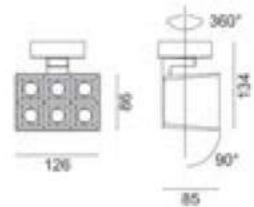
Driver performance: Non-dimmable/dimmable

Dimmer: DALI/0-10v/Triac

Beam angle



Color selection



FS4028A-30

Max.30W

Operating Temp. : -30°C + 40°C

6 × (4.5W SMD) chip (DC500mA)

- 2700K/1800lm CRI90
- 3000K/1950lm CRI90
- 4000K/2242lm CRI80
- 5000K/2550lm CRI70

Remote Driver: AC100-240V 50/60Hz

Driver performance: Non-dimmable/dimmable

Dimmer: DALI/0-10v/Triac

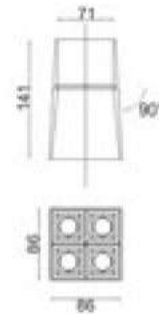
Beam angle



Color selection



LED DOWN LIGHT / PLAFONNIERS À LED



FS4027D-20

Max.20W

Operating Temp. : -30°C + 40°C

4x5W SMD chip (DC500mA)

- 2700K/1200lm CRI90
- 3000K/1320lm CRI90
- 4000K/1500lm CRI80
- 5000K/1700lm CRI70

Remote Driver: AC100-240V 50/60Hz

Driver performance: Non-dimmable/dimmable

Dimmer: DALI/0-10v/Triac

Beam angle



Color selection



FS3038-20

Max.20W

Operating Temp. : -30°C + 40°C

4x5W SMD chip (DC500mA)

- 2700K/1200lm CRI90
- 3000K/1320lm CRI90
- 4000K/1500lm CRI80
- 5000K/1700lm CRI70

Remote Driver: AC100-240V 50/60Hz


Driver performance: Non-dimmable/dimmable

Dimmer: DALI/0-10v/Triac

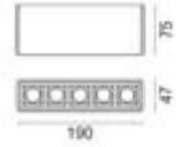
Beam angle



Color selection



LED DOWN LIGHT / PLAFONNIERS À LED



FS1078A-15

Max.15W

Operating Temp. : -30°C + 40°C
 5x2.5W SMD chip (DC700mA)
 ■ 2700K/1050lm CRI90
 ■ 3000K/1200lm CRI90
 ■ 4000K/1370lm CRI80
 ■ 5000K/1550lm CRI70

Remote Driver: AC100-240V 50/60Hz
 Driver performance: Non-dimmable/dimmable
 Dimmer: DALI/0-10v/Triac

Beam angle



Color selection



FS3035A-05

Max.5W

Operating Temp. : -30°C + 40°C
 4.5W SMD chip (DC500mA)
 ■ 2700K/420lm CRI90
 ■ 3000K/470lm CRI90
 ■ 4000K/540lm CRI80
 ■ 5000K/605lm CRI70


Inbuilt Driver: AC100-240V 50/60Hz
 Driver performance: Non-dimmable/dimmable
 Dimmer: Triac



Beam angle



Color selection





FS3036A-15

Max. 15W

Operating Temp. : -30°C + 40°C

13.5W COB chip (DC350mA)

- 2700K/1050lm CRI90
- 3000K/1200lm CRI90
- 4000K/1370lm CRI80
- 5000K/1550lm CRI70

Remote Driver: AC100-240V 50/60Hz

Driver performance: Non-dimmable/dimmable

Dimmer: Dali/0-10V/Triac




Selected color



Beam angle



Color selection



FS3036A-06

Max. 6W

Operating Temp. : -30°C + 40°C

5W SMD chip (DC500mA)

- 2700K/420lm CRI90
- 3000K/470lm CRI90
- 4000K/540lm CRI80
- 5000K/605lm CRI70

Inbuilt Driver: AC100-240V 50/60Hz

Driver performance: Non-dimmable/dimmable

Dimmer: Triac



Selected color



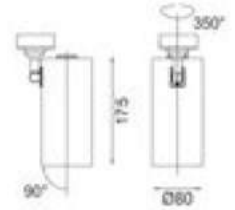
Beam angle



Color selection



LED DOWN LIGHT / PLAFONNIERS À LED



FS4019A-30

Max.30W

Operating Temp. : -30°C + 40°C

26W COB chip (DC700mA)

- 2700K/2107lm CRI90
- 3000K/2340lm CRI90
- 4000K/2645lm CRI80
- 5000K/2943lm CRI70

Inbuilt Driver: AC100-240V 50/60Hz

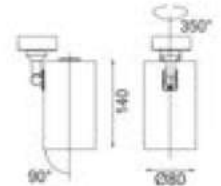
Driver performance: Non-dimmable/dimmable

Dimmer: Traic

Beam angle



Color selection



FS4019A-20

Max.20W

Operating Temp. : -30°C + 40°C

17.5W COB chip (DC500mA)

- 2700K/1405lm CRI90
- 3000K/1600lm CRI90
- 4000K/1850lm CRI80
- 5000K/2100lm CRI70

Inbuilt Driver: AC100-240V 50/60Hz

Driver performance: Non-dimmable/dimmable

Dimmer: DALI0-10V/Traic

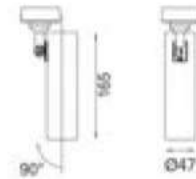
Beam angle



Color selection



LED DOWN LIGHT / PLAFONNIERS À LED



FS4019A-15

Max.15W

Operating Temp. : -30°C + 40°C

13W COB chip (DC350mA)

- 2700K/1050lm CRI90
- 3000K/1200lm CRI90
- 4000K/1370lm CRI80
- 5000K/1550lm CRI70

Inbuilt Driver: AC100-240V 50/60Hz

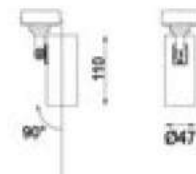
Driver performance: Non-dimmable/dimmable

Dimmer: Traic

Beam angle



Color selection



FS4019A-10

Max.10W

Operating Temp. : -30°C + 40°C

8.5W COB chip (DC250mA)

- 2700K/700lm CRI90
- 3000K/800lm CRI90
- 4000K/930lm CRI80
- 5000K/1020lm CRI70

Inbuilt Driver: AC100-240V 50/60Hz


Driver performance: Non-dimmable/dimmable

Dimmer: Traic

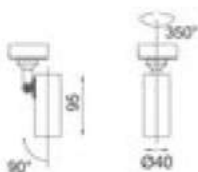
Beam angle



Color selection



LED DOWN LIGHT / PLAFONNIERS À LED



FS4019A-06

Max. 6W

Operating Temp. : -30°C + 40°C

5W COB chip (DC500mA)

- 2700K/420lm CRI90
- 3000K/470lm CRI90
- 4000K/540lm CRI80
- 5000K/605lm CRI70

Inbuilt Driver: AC100-240V 50/60Hz

Driver performance: Non-dimmable/dimmable

Dimmer: Traic

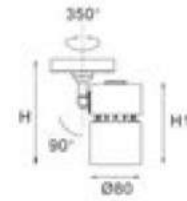
Beam angle



Color selection



LED DOWN LIGHT / PLAFONNIERS À LED



型号/Model	功率/P	高度/H	灯体长度/H1
FS4010D-12	Max.12W	143	108
FS4010D-18	Max.18W	163	128
FS4010D-22	Max.22W	173	138

Operating Temp. : -30°C + 40°C

16W COB chip (DC450mA) / FS4010D-18

- 2700K/1260lm CRI90
- 3000K/1405lm CRI90
- 4000K/1584lm CRI80
- 5000K/1766lm CRI70

Remote Driver: AC100-240V 50/60Hz

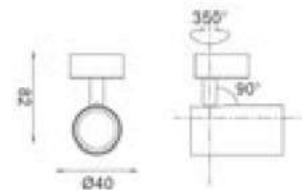
Driver performance: Non-dimmable/dimmable

Dimmer: Triac

Beam angle



Color selection



FS1069-06

Max.6W

Operating Temp. : -30°C + 40°C

5W COB chip (DC500mA)

- 2700K/350lm CRI90
- 3000K/430lm CRI90
- 4000K/500lm CRI80
- 5000K/510lm CRI70

Remote Driver: AC100-240V 50/60Hz

Driver performance: Non-dimmable/dimmable

Dimmer: Triac


Beam angle



Color selection



LED DOWN LIGHT / PLAFONNIERS À LED



FS3029-09

Max.9W

Operating Temp. : -30°C + 40°C

7.5W COB chip (DC200mA)

- 2700K/830lm CRI90
- 3000K/702lm CRI90
- 4000K/783lm CRI80
- 5000K/864lm CRI70

Remote Driver: AC100-240V 50/60Hz

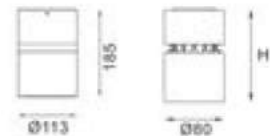
Driver performance: Non-dimmable/dimmable

Dimmer: Triac

Beam angle



Color selection



型号/Model	功率/P	高度/H
FS3019-40	Max.40W	185
FS4010C-12	Max.12W	108
FS4010C-18	Max.18W	128
FS4010C-22	Max.22W	138

Operating Temp. : -30°C + 40°C

37W COB chip (DC1000mA) / FS3019-40

- 2700K/2815lm CRI90
- 3000K/3120lm CRI90
- 4000K/3520lm CRI80
- 5000K/3925lm CRI70

Remote Driver: AC100-240V 50/60Hz

Driver performance: Non-dimmable/dimmable

Dimmer: 0-10v/Triac

Beam angle



Color selection



LED DOWN LIGHT / PLAFONNIERS À LED



FS3024-18 / FS3024-25

Max. 25W

Operating Temp. : -30°C + 40°C

16W COB chip (DC450mA) / FS3024-18

● 2700K/1242lm CRI90

● 3000K/1260lm CRI90

● 4000K/1422lm CRI80

● 5000K/1530lm CRI70

Remote Driver: AC100-240V 50/60Hz

Driver performance: Non-dimmable/dimmable

Dimmer: Triac

Beam angle



Color selection



LED DOWN LIGHT / PLAFONNIERS À LED



SQ73



FS3029-09

Max.9W

Operating Temp. : -30°C + 40°C

7.5W COB chip (DC200mA)

- 2700K/830lm CRI90
- 3000K/702lm CRI90
- 4000K/783lm CRI80
- 5000K/864lm CRI70

Remote Driver: AC100-240V 50/60Hz

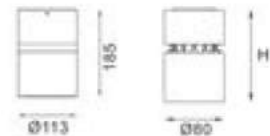
Driver performance: Non-dimmable/dimmable

Dimmer: Triac

Beam angle



Color selection



型号/Model	功率/P	高度/H
FS3019-40	Max.40W	185
FS4010C-12	Max.12W	108
FS4010C-18	Max.18W	128
FS4010C-22	Max.22W	138

Operating Temp. : -30°C + 40°C

37W COB chip (DC1000mA) / FS3019-40

- 2700K/2815lm CRI90
- 3000K/3120lm CRI90
- 4000K/3520lm CRI80
- 5000K/3925lm CRI70

Remote Driver: AC100-240V 50/60Hz

Driver performance: Non-dimmable/dimmable

Dimmer: 0-10v/Triac

Beam angle



Color selection



LED DOWN LIGHT / PLAFONNIERS À LED



FS3024-18 / FS3024-25

Max. 25W

Operating Temp. : -30°C + 40°C

16W COB chip (DC450mA) / FS3024-18

● 2700K/1242lm CRI90

● 3000K/1260lm CRI90

● 4000K/1422lm CRI80

● 5000K/1530lm CRI70

Remote Driver: AC100-240V 50/60Hz

Driver performance: Non-dimmable/dimmable

Dimmer: Triac


Beam angle



Color selection



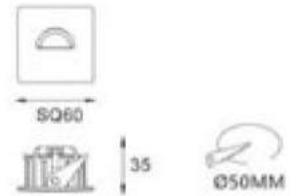
LED CORNER LIGHT / ÉCLAIRAGE D'ANGLE À LED



La lumière LED montrée comporte un bouclier vertical en aluminium, la tête de lampe est délicatement encastrée au mur, différentes distributions de lumière disponibles, comme un fil de soleil du matin, très mystérieux et romantique. Il peut être largement utilisé dans la décoration du bâtiment, de la scène, des lieux culturels, etc.

The shown LED light features a vertical aluminum shield, lamp head is delicately recessed at the wall, different light distribution available, like a thread of morning sunlight, very mysterious and romantic. It can be widely used in decoration of the building, stage, cultural places and so on.





FS5091-03

Max.3W

Operating Temp. : -30°C +40°C

2W COB chip (DC500mA)


- 2700K/213lm CR180
- 3000K/234lm CR180
- 4000K/258lm CR180
- 5000K/291lm CR170

Remote Driver: AC100-240V 50/60Hz

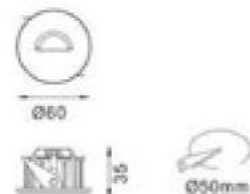
Driver performance: Non-dimmable/dimmable

Dimmer: 0-10V/Triac

Beam angle



Color selection



FS5092-03

Max.3W

Operating Temp. : -30°C +40°C

2W COB chip (DC500mA)

- 2700K/213lm CR180
- 3000K/234lm CR180
- 4000K/258lm CR180
- 5000K/291lm CR170

Remote Driver: AC100-240V 50/60Hz

Driver performance: Non-dimmable/dimmable


Dimmer: 0-10V/Triac



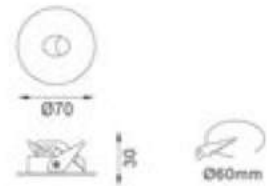

Beam angle



Color selection



LED CORNER LIGHT / ÉCLAIRAGE D'ANGLE À LED



FS5026-02

Max.3W

Operating Temp. : -30°C + 40°C

2W COB chip (DC500mA)

- 2700K/213lm CRI80
- 3000K/234lm CRI80
- 4000K/258lm CRI80
- 5000K/291lm CRI70

Remote Driver: AC100-240V 50/60Hz

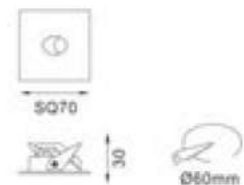
Driver performance: Non-dimmable/dimmable

Dimmer: 0-10V/Triac

Beam angle



Color selection



FS5027-02

Max.3W

Operating Temp. : -30°C + 40°C

2W COB chip (DC500mA)

- 2700K/213lm CRI80
- 3000K/234lm CRI80
- 4000K/258lm CRI80
- 5000K/291lm CRI70

Remote Driver: AC100-240V 50/60Hz

Driver performance: Non-dimmable/dimmable

Dimmer: 0-10V/Triac

Beam angle



Color selection



LED CORNER LIGHT / ÉCLAIRAGE D'ANGLE À LED

FS5094-02 / FS5095-02

Max. 3W

Operating Temp. : -30°C + 40°C

2.7W COB chip (DC500mA)

■ 2700K/213lm CRI80

■ 3000K/234lm CRI80

■ 4000K/258lm CRI80

■ 5000K/291lm CRI70

Remote Driver: AC100-240V 50/60Hz


Driver performance: Non-dimmable/dimmable

Dimmer: 0-10V/Triac

Beam angle



Color selection



80x55



38



Ø47mm



Ø55



38



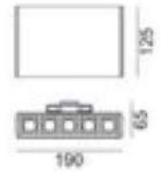
Ø47mm



LED WALL LAMP / APPLIQUE MURALE À LED

High purity Aluminum housing, simple and beautiful shape
Up & down both side light output
Applied to balcony, stair, corridor and bedroom





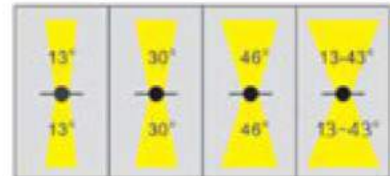
FS1078-30

Max.30W

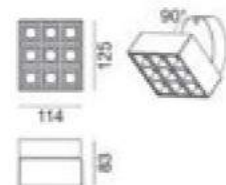
Operating Temp. : -30°C + 40°C
10×3W SMD chip (DC1000mA)
■ 2700K/1800lm CRI80
■ 3000K/1980lm CRI80
■ 4000K/2250lm CRI80
■ 5000K/2550lm CRI70

Remote Driver: AC100-240V 50/60Hz
Driver performance: Non-dimmable/dimmable
Dimmer: DALI/0-10V/Triac

Beam angle



Color selection



FS1079-20

Max.20W


Operating Temp. : -30°C + 40°C
9×2W SMD chip (DC700mA)
■ 2700K/1200lm CRI80
■ 3000K/1320lm CRI80
■ 4000K/1500lm CRI80
■ 5000K/1700lm CRI70

Remote Driver: AC100-240V 50/60Hz
Driver performance: Non-dimmable/dimmable
Dimmer: Triac


Beam angle

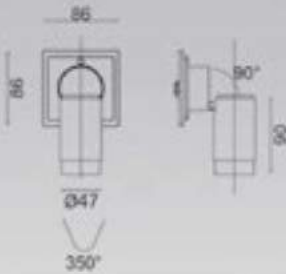


Color selection



LED WALL LAMP / APPLIQUE MURALE À LED





FS1080-06
Max. 6W

- Operating Temp. : -30°C + 40°C
 5W COB chip (DC500mA)
 ■ 2700K/350lm CRI90
 ■ 3000K/430lm CRI90
 ■ 4000K/500lm CRI80
 ■ 5000K/510lm CRI70

Remote Driver: AC100-240V 50/60Hz
 Driver performance: Non-dimmable/dimmable
 Dimmer: DALI/0~10v/Triac

Beam angle



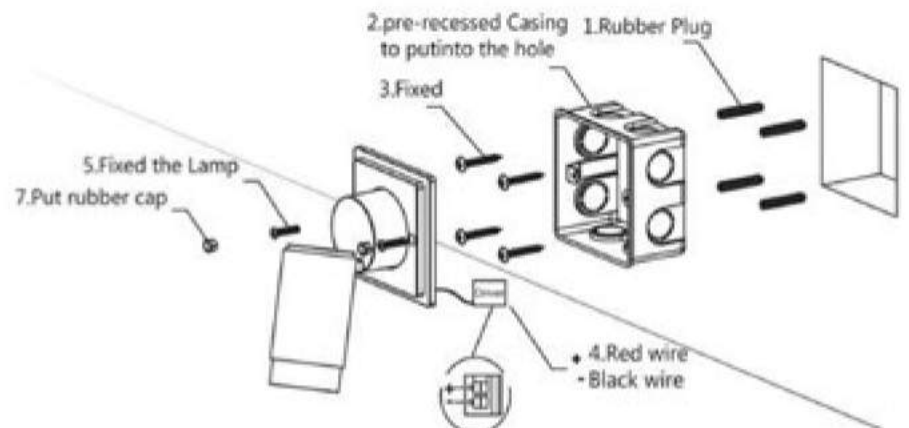
Color selection



Selected color

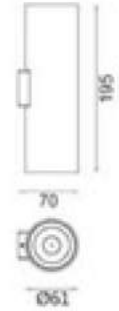


Installation steps



LED WALL LAMP / APPLIQUE MURALE À LED





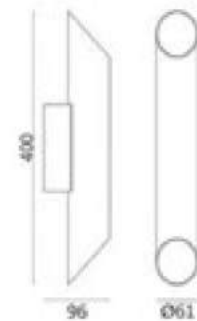
FS1084-06

Max.6W

Beam angle



Color selection



FS1082-30

Max.2*15W

Operating Temp. : -30°C +40°C

2*13W COB chip (DC700mA)

■ 2700K/2100lm CRI90

■ 3000K/2160lm CRI90

■ 4000K/2500lm CRI80

■ 5000K/2640lm CRI70

Remote Driver: AC100-240V 50/60Hz

Driver performance: Non-dimmable/dimmable

Dimmer: Triac/0-10V

Beam angle



Color selection



LED WALL LAMP / APPLIQUE MURALE À LED



High purity Alumimun housing, simple and beautiful shape
Up & down both side light output
Applied to balcony, stair, corridor and bedroom





FS1068-20

Max.20W

Operating Temp. : -30°C + 40°C

2×8.5W COB chip (DC500mA)

■ 2700K/1156lm CRI90

■ 3000K/1450lm CRI90

■ 4000K/1560lm CRI80

■ 5000K/1660lm CRI70

Remote Driver: AC100-240V 50/60Hz


Driver performance: Non-dimmable/dimmable

Dimmer: Triac, 0-10V

Beam angle



Color selection





DOMOTIQUE LOXONE / KNX PARTNERS

11 Boulevard de Cessole, 06100, Nice, France

Tel: 06 24 28 18 45 / 06 95 03 04 75

redlight-france@hotmail.com

<https://www.red-lightfrance.com/>