




**Jonathan Green**  
QUALITY LAWN SINCE 1881



# CORN GLUTEN WEED PREVENTER

plus **LAWN FOOD 10-0-2**

Prevents crabgrass and other weeds while feeding your lawn

Granular pre-emergent

United States Patent 8,623,100 B2



CRABGRASS

DANDELION

<b>Active Ingredient</b>	
Corn Gluten Meal .....	85%
<b>Inert Ingredient*</b> .....	15%
<b>Total Ingredients</b> .....	100%
*Urea	

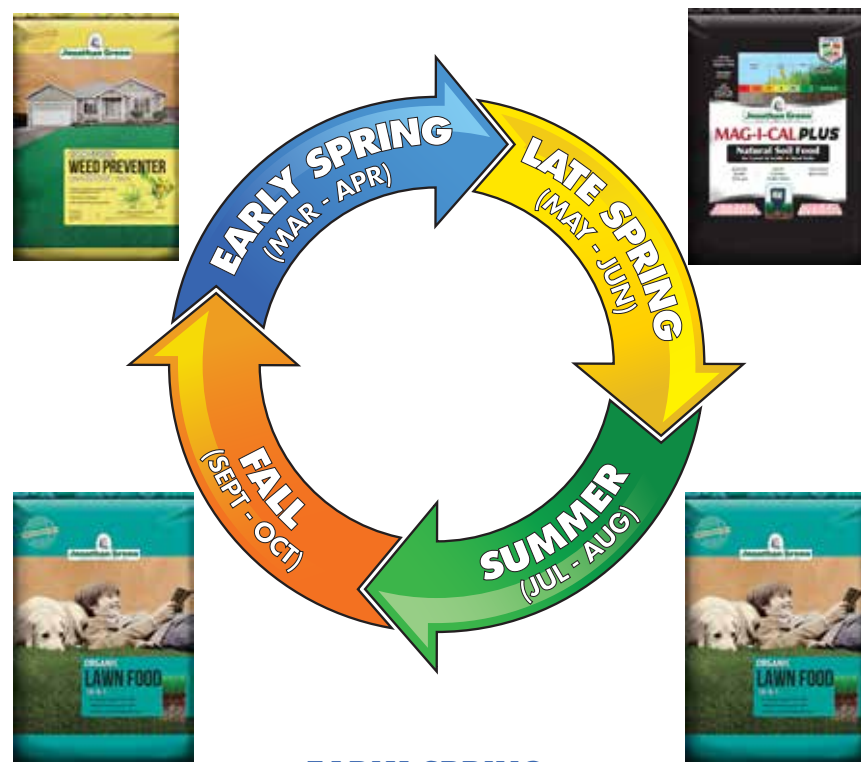
**CAUTION: KEEP OUT OF REACH OF CHILDREN**  
See back panel for additional precautionary statements and directions.

**FIFRA 25(b) Exemption**

This product has not been registered by the United States Environmental Protection Agency. Jonathan Green represents that this product qualifies for exemption from registration under the Federal Insecticide, Fungicide and Rodenticide Act.

## THE NEW AMERICAN LAWN

FEED YOUR LAWN  
...AND YOUR SOIL!



**EARLY SPRING:**

Apply Corn Gluten Weed Preventer plus Lawn Food

**LATE SPRING:**

Apply Mag-I-Cal Plus

**SUMMER:**

Apply Organic Lawn Food

**FALL:**

Apply Organic Lawn Food

Ask for a **FREE** copy of our New American Lawn Guide or go to [www.newamericanlawn.com](http://www.newamericanlawn.com)

### FEEDING AND WEEDING YOUR LAWN

Jonathan Green Corn Gluten Weed Preventer plus Lawn Food prevents crabgrass, dandelions and other broadleaf weeds from growing while feeding your lawn. Apply in early spring, before target weeds germinate. For improved weed control and greening, apply up to 4 times a year, in early and late spring, early and late fall. Weed control provided by this product is directly related to proper application rate, but will vary somewhat depending on weather, weed pressure, turfgrass competitiveness, and the user's location in a region. Based on the nature of this product, it may take a few seasons to control severe weed populations. This product provides "pre-emergence" control in established turfgrasses when applied prior to germination of target weeds.

### DIRECTIONS FOR USE

Apply to a dry, recently mowed lawn using a broadcast-rotary or drop spreader. Apply at 3 lbs. per 1,000 square feet. For best results, water lightly after applying if rain is not forecast within 24 hours. This product works best when applied, watered in, and allowed to dry for 2 to 3 days. Excessive rainfall or irrigation may require re-application for effective weed control.

### GARDEN APPLICATIONS

Also for use in flower gardens, in and around bedding plants, annual and perennial bulbs, roses, shrubs and landscape plantings with established root systems. Prepare area to be treated by turning under or pulling established weeds. Apply 1-1/2 lbs. per 500 square feet into newly planted or established flower or planting beds. Use garden gloves or a hand spreader when applying. Water the treated area lightly after application.

### SPREADER SETTINGS

The following settings are approximate. An accurate calculation can be made by application to 1,000 sq. ft. and adjusting spreader opening to apply 3 lbs. per 1,000 sq. ft. Settings are based on an average walking speed. Reduce setting for slower speed; raise setting for higher speed. Check your spreader on 250 square feet and adjust to apply at the rate of .75 lbs. per 250 square feet. Sweep (do not wash) all fertilizer materials from surfaces immediately after application, because certain fertilizer ingredients can cause permanent stains. Wash out spreader after each use and allow it to dry thoroughly. Treat any exposed metal spreader areas with oil to reduce corrosion.

#### BROADCAST (ROTARY) SPREADERS

	<b>Jonathan Green</b>	
	<b>New American Lawn Standard</b>	6
	<b>New American Lawn Deluxe &amp; Pro</b>	17
	<b>New American Lawn Hand Held</b>	3
	Cyclone	5
	EZ Republic (Ortho)	6
	Earthway	
	ACE - Greenthumb	16
	Agway - Fertlome	
	Precision Greening (Red Devil)	5
	Scotts Rotary	6
	Scotts EasyGreen	29

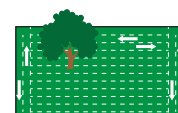
#### DROP SPREADERS

	Central	5
	EZ Republic (Ortho)	6
	Earthway	
	Ames	13
	Precision	
	Red Devil	4
	Scotts Drop	7

### USAGE TIPS

#### For rectangular lawns

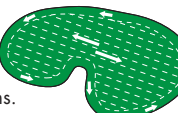
Apply two header strips across each end for a turning area. Then apply back and forth in the longest direction.



#### For irregular-shaped lawns

Apply a header strip around the entire lawn for a turning area, then apply back and forth.

**Note:** For rotary spreaders, each pass should be within 10 feet of each other to ensure an overlap.



- Do not leave spreader open when making turns.
- For best results, do not apply on a windy day.
- Swath will vary due to weather conditions, product used and walking speed.
- To determine how much coverage you need, multiply the length of your lawn by its width. This equals your total square footage. Deduct any non-lawn areas (house, gardens, walkways, etc.).

### GUARANTEED ANALYSIS

Total Nitrogen (N) .....	10.0%
3.0% Water Insoluble Nitrogen*	
7.0% Other Water Soluble Nitrogen	
Soluble Potash (K <sub>2</sub> O) .....	2.0%
Derived from: Corn Gluten Meal, Urea, Sulfate of Potash	
*3.0% slowly available nitrogen from corn gluten meal.	
<small>Information regarding the contents and levels of metals in this product is available on the internet at <a href="http://www.oapfco.org/metals.html">http://www.oapfco.org/metals.html</a></small>	

### FIFRA 25(b) EXEMPTION

<b>Active Ingredient</b>	
Corn Gluten Meal .....	85%
<b>Inert Ingredient*</b> .....	15%
<b>Total Ingredients</b> .....	100%
*Urea	

### CAUTION

Do not apply near water, storm drains, or drainage ditches. Do not apply if heavy rain is expected. Apply this product only to your lawn or garden and sweep any product that lands on the driveway, sidewalk or street back onto your lawn or garden. Also, sweep fertilizer off concrete surfaces to avoid staining.

FOR CHEMICAL SPILL, LEAK, FIRE OR EXPOSURE CALL: CHEMTREC 1-800-424-9300.

### FIRST AID

If in Eyes	Hold eye open and rinse slowly and gently with water for 15-20 minutes. Remove contact lenses, if present, after the first 5 minutes, then continue rinsing eye. Call a poison control center or doctor for treatment advice.
If on Skin	Rinse skin immediately with plenty of water for 15-20 minutes. Move person to fresh air.
If Inhaled	Call a poison control center or doctor for further treatment advice.
If Ingested	Do not induce vomiting unless told to do so by a poison control center or a doctor.

### IMPORTANT: READ BEFORE USE:

Read the entire Directions for Use and Limitation of Liability before using this product. If terms are not acceptable, return the unopened product container at once. By using this product, user or Buyer accepts the following Limitation of Liability:

#### LIMITATION OF LIABILITY


To the extent consistent with applicable law, Jonathan Green makes no warranties of merchantability or of fitness for a particular purpose, nor any other express or implied warranty except as stated above. Buyer assumes all responsibility for safety and use not in accordance with label directions and precautionary statements.

### STORAGE AND DISPOSAL

Store product in a cool, dry place out of the reach of children and pets. Keep bag tightly closed, away from moisture and light. Seller makes no warranty, expressed or implied, concerning the use of this product other than as indicated on the label. Buyer assumes all risk of use and/or handling if such use is contrary to label instructions.

#### My Pledge Of Satisfaction

We have made every effort in the formulation of this product to insure that you will be satisfied with the results. If, for any reason, you are not satisfied, please write and describe the problem. Our lawn specialists will make every effort to assure your success.



Check with your local Cooperative Extension Agency to obtain specific information on local turf best management practices. Check with your county or city government to determine if there are local regulations for fertilizer use. "Black out" dates may limit or prohibit lawn fertilizer applications from late fall to early spring in certain areas.

In Maryland apply this product at no more than 6 lbs. per 1,000 sq. ft.



Sign up to receive timely lawn tips  
[www.jonathangreen.com](http://www.jonathangreen.com)



Distributed & Guaranteed by Jonathan Green, Inc.  
48 Squankum-Yellowbrook Rd., POB 326, Farmingdale, NJ 07727  
732-938-7007



(21590) CP219