

Ergocentric Seat

Seat Sizes:

- Extra Small Seat XSS : 17 ½" w x 15 ½" d
- Small Seat SS: 18 ½" w x 17" d
- Plus Size Seat PS: 22" w x 19" d
- Extra Long Seat XLS: 20" w x 21" d
- Extra Deep Seat XPS: 22" w x 21" d


Triple density foam:



Triple Density Foam [TDF]

- 3 layers of foam
- Dense foam on wood [bottom]
- Layer of molded foam cushion [middle]
- Layer of energy absorbing or Visco foam [top]

Energy absorbent memory foam:



Memory Foam [EA]

- Memory foam is also known as energy absorbing or Visco foam
- 2 layers of foam
- Dense foam on wood [bottom]
- Memory foam molds to a person's shape and returns to its original shape when not in use [top]

Ergocentric Add ons

Adjustable Headrest:








- Three pivot points
- Seven inch vertical and horizontal adjustments
- Durable design and pivot mechanisms for endless adjustability

Air Lumbar:



- Attached to the back height adjustment paddle, the air pump is simply activated by squeezing the paddle.
- Easy to reach and operate from a seated position
- Air pump allows various pressure options for exact lateral lumbar support

Casters or Glides:

Carpet Casters/Nylon	Hardwood Floor/Urethane	Lock on Urethane Casters	Chrome Accent Casters	Glides
 <ul style="list-style-type: none"> • 2" diameter caster with steel stem • Nylon body • Dual nylon wheels 	 <ul style="list-style-type: none"> • 2" diameter caster with steel stem • Nylon body • Dual polyurethane wheels 	 <ul style="list-style-type: none"> • 2 ¼" caster with steel stem • Dual urethane wheels • Wheels lock when user sits on the chair • Unlocks when there is no weight 	 <ul style="list-style-type: none"> • 2" diameter caster with steel stem • Chrome Accent Middle body • Dual nylon wheels 	 <ul style="list-style-type: none"> • Provide stability for use on commercial carpet and floors • 1 ¼" glides 1G • 2 ¼" glides 2G