

MODEL NUMBER:

COLOR	WIDTH	DOOR TYPE
<input type="checkbox"/> Antique White ^(AW)	<input type="checkbox"/> 30"	<input type="checkbox"/> Glass Door
<input type="checkbox"/> White ^(WH)	<input type="checkbox"/> 36"	
<input type="checkbox"/> Stainless Steel ^(SS)	<input type="checkbox"/> 40"	
<input type="checkbox"/> Graphite Matte ^(MG)	<input type="checkbox"/> 48"	
<input type="checkbox"/> Glossy Black ^(BK)	<input type="checkbox"/> 60"	
<input type="checkbox"/> Emerald Green ^(EG)		
<input type="checkbox"/> Midnight Blue ^(MB)		
<input type="checkbox"/> Blue Grey ^(GU)		
<input type="checkbox"/> Burgundy ^(BU)		
<input type="checkbox"/> RAL Color	RAL Color number:	

FUEL TYPE	FEET TYPE	FINISH
<input type="checkbox"/> DUAL FUEL <input type="checkbox"/> Natural Gas ^(NG) <input type="checkbox"/> Liquid Propane ^(LP)	<input type="checkbox"/> CLAW <input type="checkbox"/> Brass <input type="checkbox"/> Chrome <input type="checkbox"/> Bronze	<input type="checkbox"/> KNOBS <input type="checkbox"/> Brass <input type="checkbox"/> Chrome <input type="checkbox"/> Bronze <input type="checkbox"/> Copper

ACCESSORIES

Model #	QTY.
Model #	QTY.
Model #	QTY.

RANGE HOOD

Model #	QTY.
Model #	QTY.
Model #	QTY.



QUANTITY:

PRICE:

SHIPPING:

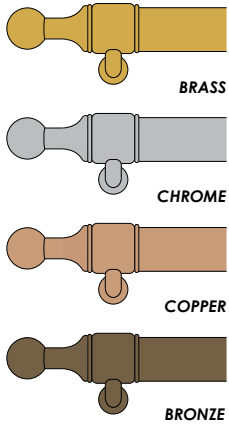
TOTAL PRICE:

FULL NAME:		
BILLING ADDRESS:		
CITY:	STATE:	ZIP CODE:
FULL NAME:		
SHIPPING ADDRESS:		
CITY:	STATE:	ZIP CODE:
CUSTOMER P.O NUMBER:		
PHONE (MOBILE):		PHONE (HOME):
EMAIL ADDRESS:		
CUSTOMER SIGNATURE:		DATE:
ILVE LUWA SIGNATURE:		DATE:

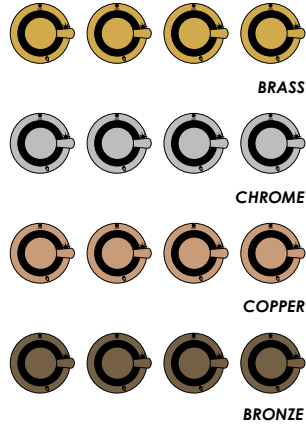
*Dealers please retain a copy for your customer records.

**Special orders are non-cancelable, non-returnable and non-refundable.

**NOSTALGIE
HANDRAILS**



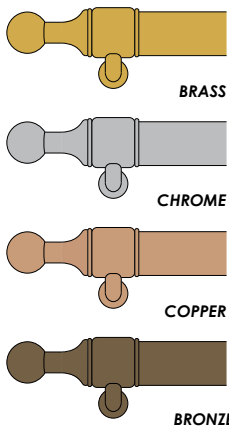
KNOBS



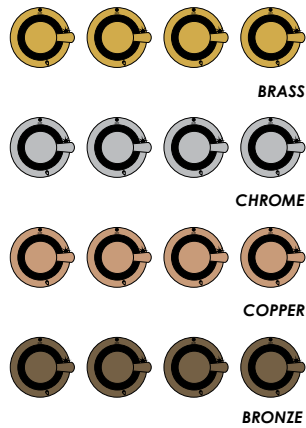
FEET



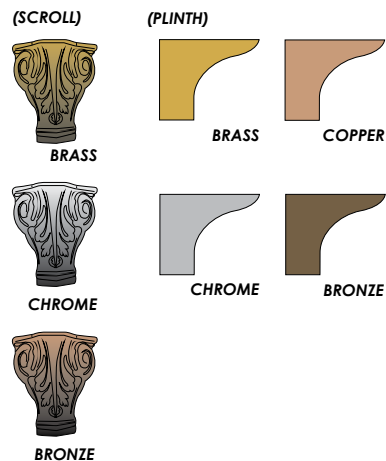
**MAJESTIC II
HANDRAILS**



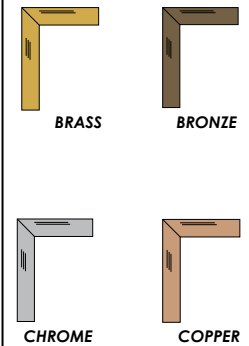
KNOBS



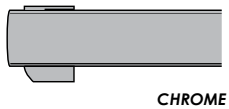
FEET



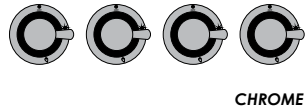
TRIM



**PROFESSIONAL PLUS
HANDRAILS**



KNOBS



FEET

