

**MODEL NUMBER:**

COLOR	WIDTH	DOOR TYPE
<input type="checkbox"/> Antique White <small>(AW)</small>	<input type="checkbox"/> 30"	<input type="checkbox"/> Glass Door
<input type="checkbox"/> White <small>(WH)</small>	<input type="checkbox"/> 36"	<input type="checkbox"/> Solid Door <small>(Q)</small>
<input type="checkbox"/> Stainless Steel <small>(SS)</small>	<input type="checkbox"/> 40"	
<input type="checkbox"/> Graphite Matte <small>(MG)</small>	<input type="checkbox"/> 48"	
<input type="checkbox"/> Glossy Black <small>(BK)</small>	<input type="checkbox"/> 60"	
<input type="checkbox"/> Emerald Green <small>(EG)</small>		
<input type="checkbox"/> Midnight Blue <small>(MB)</small>		
<input type="checkbox"/> Blue Grey <small>(GU)</small>		
<input type="checkbox"/> Burgundy <small>(BU)</small>		
<input type="checkbox"/> RAL Color	RAL Color number:	

ACCESSORIES	
Model #	QTY.
Model #	QTY.
Model #	QTY.

FUEL TYPE	FEET TYPE	FINISH
<input type="checkbox"/> DUAL FUEL <input type="checkbox"/> Natural Gas <small>(NG)</small> <input type="checkbox"/> Liquid Propane <small>(LP)</small>	<input type="checkbox"/> PLINTH <input type="checkbox"/> Brass <input type="checkbox"/> Chrome <input type="checkbox"/> Copper <input type="checkbox"/> Bronze	<input type="checkbox"/> KNOBS <input type="checkbox"/> Brass <input type="checkbox"/> Chrome <input type="checkbox"/> Copper <input type="checkbox"/> Bronze
<input type="checkbox"/> INDUCTION	<input type="checkbox"/> SCROLL <input type="checkbox"/> Brass <input type="checkbox"/> Chrome <input type="checkbox"/> Bronze	<input type="checkbox"/> HANDRAIL <input type="checkbox"/> Brass <input type="checkbox"/> Chrome <input type="checkbox"/> Copper <input type="checkbox"/> Bronze
		<input type="checkbox"/> TRIM <input type="checkbox"/> Brass <small>(G)</small> <input type="checkbox"/> Chrome <small>(C)</small> <input type="checkbox"/> Copper <small>(P)</small> <input type="checkbox"/> Bronze <small>(B)</small>

RANGE HOOD	
Model #	QTY.
Model #	QTY.
Model #	QTY.



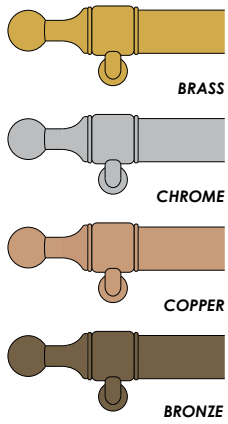
QUANTITY:
PRICE:
SHIPPING:
TOTAL PRICE:

<b>CUSTOMER INFORMATION</b>		
FULL NAME:		
BILLING ADDRESS:		
CITY:	STATE:	ZIP CODE:
FULL NAME:		
SHIPPING ADDRESS:		
CITY:	STATE:	ZIP CODE:
CUSTOMER P.O NUMBER:		
PHONE (MOBILE):		PHONE (HOME):
EMAIL ADDRESS:		
CUSTOMER SIGNATURE:		DATE:
ILVE LUWA SIGNATURE:		DATE:

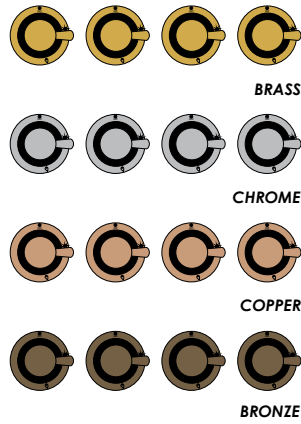
\*Dealers please retain a copy for your customer records.

\*\*Special orders are non-cancelable, non-returnable and non-refundable.

**NOSTALGIE  
HANDRAILS**



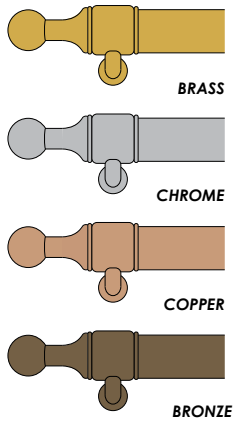
**KNOBS**



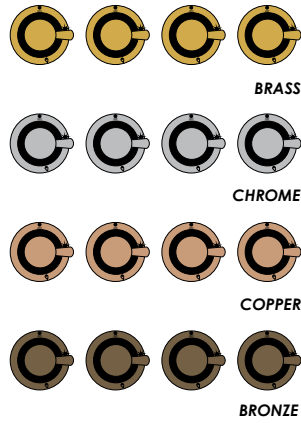
**FEET**



**MAJESTIC II  
HANDRAILS**



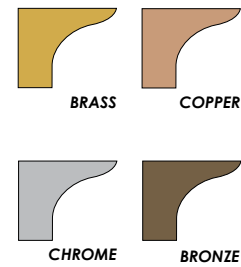
**KNOBS**



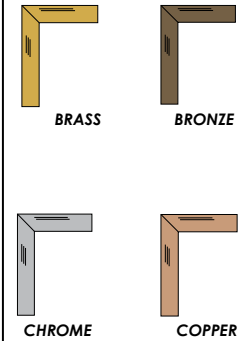
**FEET**



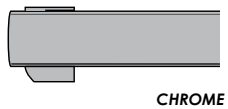
**(PLINTH)**



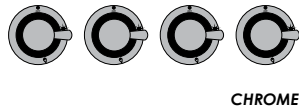
**TRIM**



**PROFESSIONAL PLUS  
HANDRAILS**



**KNOBS**



**FEET**

