



2024 CATALOG

LUWA
Luxury Products

LUWA
Luxury Products

LOFRA
MADE IN ITALY

Luwa Luxury Products is a family owned company headquartered in the heart of the Pacific Northwest.

We can make your visions come to life with the brands that deliver the best performance for your lifestyle and the highest level of service for your needs.

To learn more about us and be inspired, visit LuwaLuxury.com

Contact Information

☎ 800.205.6450

✉ orders@luwaluxury.com



“Luwa is excited to partner with the innovative team at Lofra. They have crafted themselves a leader in ventilation and design by considering every detail of how their products look, perform and feel as a revolutionary luxury line.

We are fortunate to distribute quality Lofra products throughout the Northwestern United States.

Like Luwa, Lofra is a unique luxury brand with the attention to detail one expects from a world class brand.”

Let's Connect!



SINCE 1956

The Lofra brand stands for 65 years of experience, passion, and quality.



Lofra, one of the most prestigious and well-recognized brands in the world, has been manufacturing high-quality home appliances since 1956 and has always been inspired to create products that will satisfy even the most demanding customers.

Designed and manufactured in the hills around the city of Padua, each Lofra Appliance is carefully designed and built with the high-quality standards of a "Made in Italy" brand.

Mangia bene, vivi felice
Eat well, live happy



COOK IN ITALIAN

LOFRA MAKES MEAL PREP EASY WITH MULTI-FUNCTION COOKING OPTIONS TO ACCOMMODATE ANY CULINARY CREATION.



DEFROSTING



Speed up defrosting time without par-cooking with unheated fan circulation.

OVEN LIGHT + DOUGH RISING



The oven light will be turned on and will remain illuminated throughout the cooking cycle. The light may also aid in the rising of your favorite doughs.

EUROPEAN CONVECTION



Prevent flavor transfer with the use of the European element combined with the convection fan. Best for food that should be well-cooked in the middle, but not well-done on the exterior.

CONVENTIONAL COOKING



The most traditional and widely utilized cooking methods as it provides heat from both the top and bottom, allowing food to cook evenly.

CONVECTION BAKE



Traditional baking with heat on the top and bottom being evenly distributed throughout the cavity with fan circulation. Use this for the quickest and most even cooking both inside and out.

This bottom heat source is perfect for crisping up a pizza or quiche crust. It can even be used for moist slow cooked dishes.

BOTTOM HEAT



CONVECTION BROIL



Activate the convection fan along with the broiler for an even distribution of intense heat. Ideal for grilling & browning – the outside becomes crisp, and the inside remains moist.

The upper element is activated for a slow and delicate heat. Suitable for foods that must remain dry yet well-cooked on the inside.

TOP HEAT



MAXI BROIL



Powerful and direct heat from the broil element. Best for melting and browning quickly without overcooking.

GRILLING



The upper grill element provides a high and focused heat. Perfect for grilling meats, fish & vegetables.

MAIN FEATURES



REAL METAL KNOBS & HANDRAILS

Lofra's quality is visible in every little detail including its signature knobs and handrails.



BRASS BURNERS

Each Lofra semi-sealed burner provides efficiency for optimal cooking performance. Beautifully crafted and functional with cast iron burner caps and easily removed parts for cleaning and maintenance.



COOLING FAN

Lofra's uniquely designed cooling fan system is designed to prevent hot air from damaging the range controls. Cold air enters the oven door from below and warm air vents out through an incorporated vent above the door handle.



TRIPLE TEMPERED GLAZED GLASS DOORS

Each oven door is built with three panels of glass, a design that keeps heat locked inside of the oven cavity and reduces the external surface temperature of the ovens exterior to ensure safety while also reducing energy consumption.



TELESCOPIC SHELF SUPPORTS

Special guides allow for easy access for turning and basting while also adding protection against overturned trays.



GREASE FILTER

The grease filter covers the primary convection fan and ensures that the oven cavity is always clean. The filter is easily removed for maintenance and cleaning.



LOFRA
Model

LOFRA

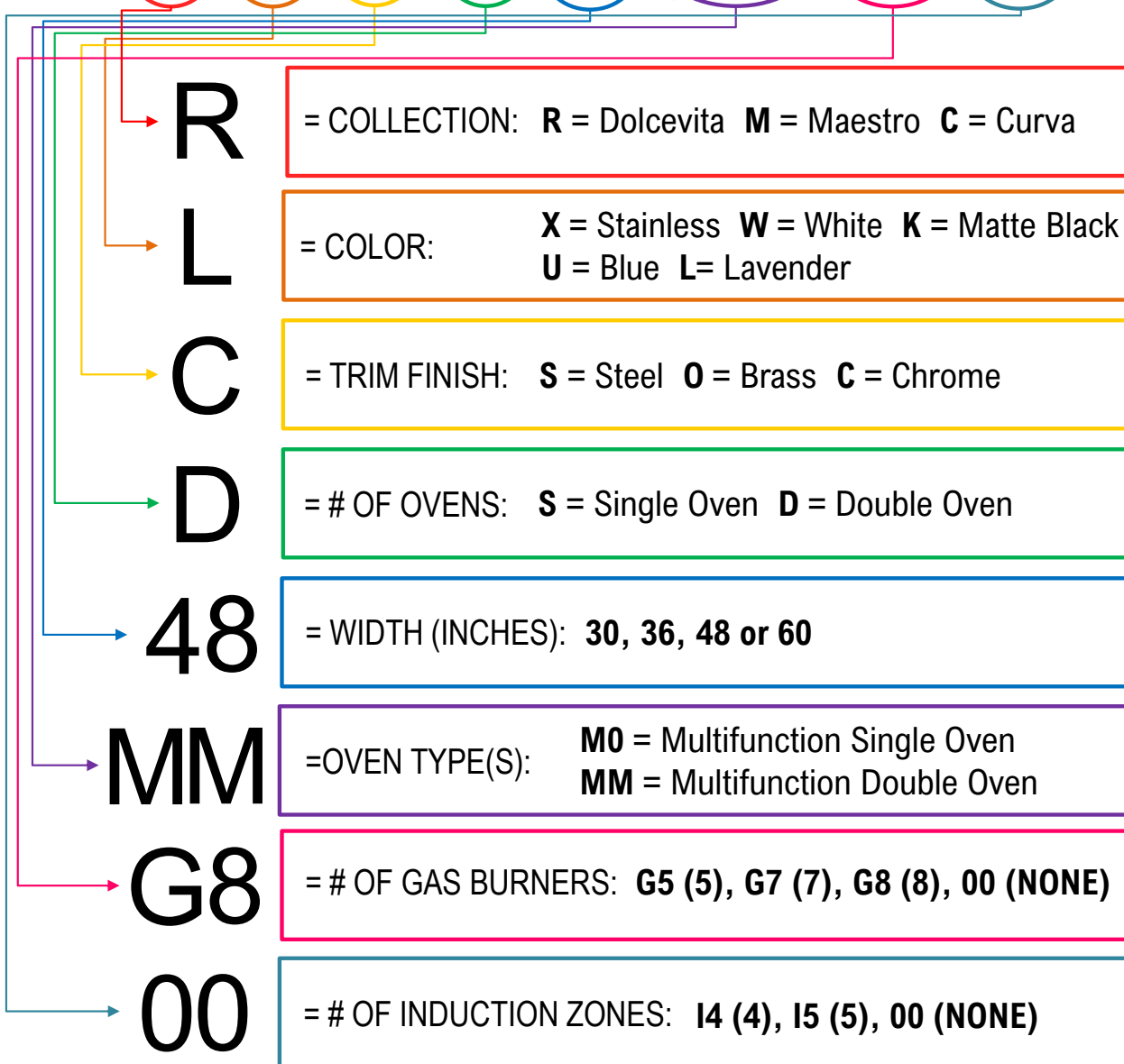
BUILD YOUR LOFRA MODEL



EXAMPLE: Dolcevita 48-inch Dual Fuel Double Multi-Function Oven Range w/ 8 Gas Burners -Lavender w/ Chrome Trim



R L C D 48 MM G8 00



30" DUAL FUEL RANGE

Dimensions: Height 35.5" to 37.25" – Width 30" – Depth 25.5"

Cooktop Features: 55K Total BTU Output · 5 Brass Burners, including (1) 18K Dual Crown · Matte Black Cast Iron Burner Caps and Heavy-Duty Continuous Grates

Oven Features: Multi-Function Convection Oven · 9 Programmable Cooking Functions · Full Width Broil element · True European Convection · 2 Oven Lights · Telescopic Glide Shelf · 3 Pane Glass Oven Door – easily removed for cleaning


Optional Accessories: **Stainless Steel Griddle** · Plinth Wrap Kit · Simmer Plate · Wok Ring · Cast Iron Ribbed Griddle



COLOR CHOICES:




STAINLESS STEEL



MATTE BLACK




LAVENDER



WHITE

TRIM CHOICES:



CHROME



BRASS

Model	Color	Trim	UMRP	MSRP
RXCS30M0G500	Stainless Steel	Chrome	5,449	7,299
RKCS30M0G500	Matte Black	Chrome	5,949	7,949
RWCS30M0G500	White	Chrome	5,949	7,949
RLCS30M0G500	Lavender	Chrome	5,949	7,949
Model	Color	Trim	UMRP	MSRP
RXOS30M0G500	Stainless Steel	Brass	5,848	7,799
RKOS30M0G500	Matte Black	Brass	6,348	8,449
RWOS30M0G500	White	Brass	6,348	8,449
RLOS30M0G500	Lavender	Brass	6,348	8,449

36" DUAL FUEL RANGE

DOLCEVITA DUAL FUEL SINGLE OVEN RANGE

Dimensions: Height 35.5" to 37.25" – Width 36" – Depth 25.5"

Cooktop Features: 55K Total BTU Output · 5 Brass Burners, including (1) 18K Dual Crown · Matte Black Cast Iron Burner Caps and Heavy-Duty Continuous Grates

Oven Features: Multi-Function Convection Oven · 9 Programmable Cooking Functions · Full Width Broil element · True European Convection · 2 Oven Lights · Telescopic Glide Shelf · 3 Pane Glass Oven Door – easily removed for cleaning

Optional Accessories: **Stainless Steel Griddle** · Plinth Wrap Kit · Simmer Plate · Wok Ring · Cast Iron Ribbed Griddle

Model	Color	Trim	UMRP	MSRP
RXCS36M0G500	Stainless Steel	Chrome	5,999	7,499
RKCS36M0G500	Matte Black	Chrome	6,499	8,149
RWCS36M0G500	White	Chrome	6,499	8,149
RLCS36M0G500	Lavender	Chrome	6,499	8,149

Model	Color	Trim	UMRP	MSRP
RXOS36M0G500	Stainless Steel	Brass	6,399	7,999
RKOS36M0G500	Matte Black	Brass	6,899	8,649
RWOS36M0G500	White	Brass	6,899	8,649
RLOS36M0G500	Lavender	Brass	6,899	8,649




WHITE + BRASS

COLOR CHOICES:



STAINLESS STEEL



MATTE BLACK



LAVENDER



WHITE

TRIM CHOICES:



CHROME



BRASS

48" DUAL FUEL RANGE

DOLCEVITA DUAL FUEL DOUBLE OVEN RANGE

Dimensions: Height 35.5" to 37.25" – Width 48" – Depth 25.5"

Cooktop Features: 71K Total BTU Output · 7 Brass Burners, including (1) 18K Dual Crown · Matte Black Cast Iron Burner Caps and Heavy-Duty Continuous Grates

Oven Features: (2) Multi-Function Convection Ovens · 9 Programmable Cooking Functions · Full Width Broil elements · True European Convection · Telescopic Glide Shelf (Main Oven) · 3 Pane Glass Oven Doors – easily removed for cleaning

Optional Accessories: **Stainless Steel Griddle** · Plinth Wrap Kit · Simmer Plate · Wok Ring · Cast Iron Ribbed Griddle

Model	Color	Trim	UMRP	MSRP
RXCD48MMG700	Stainless Steel	Chrome	9,999	12,499
RKCD48MMG700	Matte Black	Chrome	10,749	13,449
RWCD48MMG700	White	Chrome	10,749	13,449
RLCD48MMG700	Lavender	Chrome	10,749	13,449

Model	Color	Trim	UMRP	MSRP
RXOD48MMG700	Stainless Steel	Brass	10,599	13,249
RKOD48MMG700	Matte Black	Brass	11,349	14,199
RWOD48MMG700	White	Brass	11,349	14,199
RLOD48MMG700	Lavender	Brass	11,349	14,199




LAVENDER + CHROME

COLOR CHOICES:



STAINLESS STEEL



MATTE BLACK



LAVENDER



WHITE

TRIM CHOICES:



CHROME



BRASS

60" DUAL FUEL RANGE

DOLCEVITA DUAL FUEL DOUBLE OVEN RANGE

Dimensions: Height 35.5" to 37.25" – Width 60" – Depth 25.5"

Cooktop Features: 86K Total BTU Output · 8 Brass Burners, including (2) 18K Dual Crown · Matte Black Cast Iron Burner Caps and Heavy-Duty Continuous Grates

Oven Features: (2) Multi-Function Convection Ovens · 9 Programmable Cooking Functions · Full Width Broil elements · True European Convection · Telescopic Glide Shelf (Main Oven) · 3 Pane Glass Oven Doors – easily removed for cleaning

Optional Accessories: **Stainless Steel Griddle** · Plinth Wrap Kit · Simmer Plate · Wok Ring · Cast Iron Ribbed Griddle

Model	Color	Trim	UMRP	MSRP
RXCD60MMG800	Stainless Steel	Chrome	15,849	21,149
RKCD60MMG800	Matte Black	Chrome	16,849	22,399
RWCD60MMG800	White	Chrome	16,849	22,399
RLCD60MMG800	Lavender	Chrome	16,849	22,399

Model	Color	Trim	UMRP	MSRP
RXOD60MMG800	Stainless Steel	Brass	16,649	22,149
RKOD60MMG800	Matte Black	Brass	17,649	23,399
RWOD60MMG800	White	Brass	17,649	23,399
RLOD60MMG800	Lavender	Brass	17,649	23,399




MATTE BLACK + CHROME

COLOR CHOICES:




STAINLESS
STEEL



MATTE
BLACK



LAVENDER



WHITE

TRIM CHOICES:



CHROME

BRASS

36" DUAL FUEL RANGE

MAESTRO DUAL FUEL SINGLE OVEN RANGE

Dimensions: Height 35.5" to 37.25" – Width 36" – Depth 25.5"

Cooktop Features: 55K Total BTU Output · 5 Brass Burners, including (1) 18K Dual Crown · Matte Black Cast Iron Burner Caps and Heavy-Duty Continuous Grates

Oven Features: Multi-Function Convection Oven · 9 Programmable Cooking Functions · Full Width Broil element · True European Convection · 2 Oven Lights · Telescopic Glide Shelf · 3 Pane Glass Oven Door – easily removed for cleaning

Optional Accessories: Stainless Steel Griddle · Plinth Wrap Kit · Simmer Plate · Wok Ring · Cast Iron Ribbed Griddle

Model	Color	Trim	UMRP	MSRP
MXSS36M0G500	Stainless Steel	Steel	4,999	6,669
MKSS36M0G500	Matte Black	Steel	5,499	7,319
MWSS36M0G500	White	Steel	5,499	7,319
MUSS36M0G500	Blue	Steel	5,499	7,319



MATTE BLACK

COLOR CHOICES:



MATTE BLACK (K)



WHITE (W)



STAINLESS STEEL (X)



BLUE (U)

48" DUAL FUEL RANGE

MAESTRO DUAL FUEL DOUBLE OVEN RANGE

Dimensions: Height 35.5" to 37.25" – Width 48" – Depth 25.5"

Cooktop Features: 71K Total BTU Output · 7 Brass Burners, including (1) 18K Dual Crown · Matte Black Cast Iron Burner Caps and Heavy-Duty Continuous Grates

Oven Features: (2) Multi-Function Convection Ovens · 9 Programmable Cooking Functions · Full Width Broil elements · True European Convection · Telescopic Glide Shelf (Main Oven) · 3 Pane Glass Oven Doors – easily removed for cleaning

Optional Accessories: Stainless Steel Griddle · Plinth Wrap Kit · Simmer Plate · Wok Ring · Cast Iron Ribbed Griddle

Model	Color	Trim	UMRP	MSRP
MXSD48MMG700	Stainless Steel	Steel	8,499	11,329
MKSD48MMG700	Matte Black	Steel	9,249	12,279
MWSD48MMG700	White	Steel	9,249	12,279
MUSD48MMG700	Blue	Steel	9,249	12,279

COLOR CHOICES:



STAINLESS STEEL



MATTE BLACK (K)



WHITE (W)



STAINLESS STEEL (X)



BLUE (U)

36" DUAL FUEL RANGE

CURVA DUAL FUEL SINGLE OVEN RANGE

Dimensions: Height 35.5" to 37.25" – Width 36" – Depth 25.5"

Cooktop Features: 55K Total BTU Output · 5 Brass Burners, including (1) 18K Dual Crown · Matte Black Cast Iron Burner Caps and Heavy-Duty Continuous Grates

Oven Features: Multi-Function Convection Oven · 9 Programmable Cooking Functions · Full Width Broil element · True European Convection · 2 Oven Lights · Telescopic Glide Shelf · 3 Pane Glass Oven Door – easily removed for cleaning

Optional Accessories: Stainless Steel Griddle · Plinth Wrap Kit · Simmer Plate · Wok Ring · Cast Iron Ribbed Griddle

Model	Color	Trim	UMRP	MSRP
CXSS36M0G500	Stainless Steel	Chrome	5,399	6,949
CKSS36M0G500	Matte Black	Chrome	5,899	7,599
CWSS36M0G500	White	Chrome	5,899	7,599
CUSS36M0G500	Blue	Chrome	5,899	7,599



WHITE

COLOR CHOICES:



MATTE BLACK (K)



WHITE (W)



STAINLESS STEEL (X)



BLUE (U)

48" DUAL FUEL RANGE

CURVA DUAL FUEL DOUBLE OVEN RANGE

Dimensions: Height 35.5" to 37.25" – Width 48" – Depth 25.5"

Cooktop Features: 71K Total BTU Output · 7 Brass Burners, including (1) 18K Dual Crown · Matte Black Cast Iron Burner Caps and Heavy-Duty Continuous Grates

Oven Features: (2) Multi-Function Convection Ovens · 9 Programmable Cooking Functions · Full Width Broil elements · True European Convection · Telescopic Glide Shelf (Main Oven) · 3 Pane Glass Oven Doors – easily removed for cleaning

Optional Accessories: Stainless Steel Griddle · Plinth Wrap Kit · Simmer Plate · Wok Ring · Cast Iron Ribbed Griddle

Model	Color	Trim	UMRP	MSRP
CXSD48MMG700	Stainless Steel	Steel	8,999	11,999
CKSD48MMG700	Matte Black	Steel	9,749	12,949
CWSD48MMG700	White	Steel	9,749	12,949
CUSD48MMG700	Blue	Steel	9,749	12,949



BLUE

COLOR CHOICES:



MATTE BLACK (K)



WHITE (W)



STAINLESS STEEL (X)



BLUE (U)

DOLCEVITA VENTILATION



DOLCEVITA VENTILATION

Dimensions: Height 36" to 49" (including chimney) – Depth 19" – Width 36", 48" or 60"
Features: 470 CFM (36" & 48") or 600 CFM (60") · Telescopic Chimney, Stainless Steel · 2 LED Spotlights · Touch Control · 4 Speed Settings including energy saving function & dynamic speed boost · External or Internal (with use of carbon filters) ventilation options Anti-grease Metal Filters – removable & washable · 24-hour Air Circulation Function · Timer Function (10 minutes) for post cooking fume extraction.

Model	Trim	Model	Trim	Size	Color	UMRP	MSRP
ARNM36C	Chrome	ARNM36O	Brass	36"	Matte Black	3,299	4,399
ARLV36C	Chrome	ARLV36O	Brass	36"	Lavender	3,299	4,399
ARBP36C	Chrome	ARBP36O	Brass	36"	White	3,299	4,399
ARNM48C	Chrome	ARNM48O	Brass	48"	Matte Black	3,849	5,099
ARLV48C	Chrome	ARLV48O	Brass	48"	Lavender	3,849	5,099
ARBP48C	Chrome	ARBP48O	Brass	48"	White	3,849	5,099
ARNM60C	Chrome	ARNM60O	Brass	60"	Matte Black	4,499	5,949
ARLV60C	Chrome	ARLV60O	Brass	60"	Lavender	4,499	5,949
ARBP60C	Chrome	ARBP60O	Brass	60"	White	4,499	5,949



WHITE



LAVENDER



MATTE BLACK



Chrome Badge



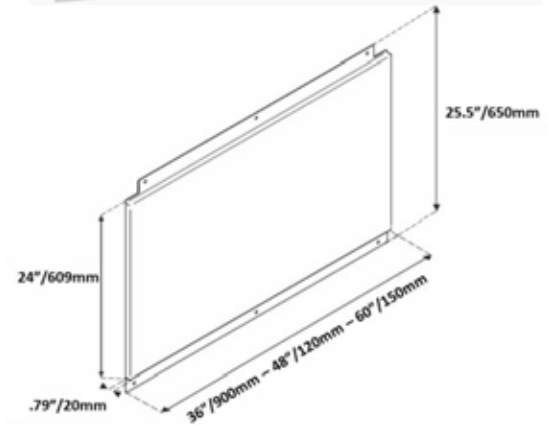

Brass Badge

DOLCEVITA BACKSPLASH

Dimensions: Width 36", 48" or 60" – Install Height 24"
 Stainless Steel Construction • Finished with a DolceVita handrail in a choice of chrome or brass.
 Seamlessly installs over the DolceVita or any Lofra range backguard.
 A height of 63 ½" – 65 ¼" to top of backsplash is achieved when installed over a DolceVita or other Lofra range.



TRIM CHOICES:



Model	Size	Trim	UMRP	MSRP
SR36HC	36"	Chrome	669	899
SR48HC	48"	Chrome	749	999
SR60HC	60"	Chrome	799	1,099
Model	Size	Trim	UMRP	MSRP
SR36HO	36"	Brass	768	1,029
SR48HO	48"	Brass	878	1,179
SR60HO	60"	Brass	948	1,299

ACCESSORIES



TEPPANYAKI FOR GAS BURNER

Made of stainless steel, the teppanyaki griddle allows you to grill directly on your range. For use over any two burners by removing the cast iron grate.

Model: LFTEPSS

UMRP: \$589 MSRP: \$789



STEAK GRIDDLE PAN

The ribbed cast iron structure offers even heat to prepare your favorite grilled delicacies right on top of your cooktop surface. For use on top of the cast iron grate supports.

Model: LFSTKGRD

UMRP: \$349 MSRP: \$469



SIMMER PLATE

The cast iron plate creates a flat cooking surface and significantly reduces heat in order to achieve a simmer temperature.

Model: LFSIM

UMRP: \$79 MSRP: \$99



WOK SUPPORT RING

Usable on all gas hobs, this cast iron support piece cradles the wok to prevent tipping and to evenly distribute heat to wok-pot meals.

Model: LFWOK

UMRP: \$59 MSRP: \$79



PLINTH KICKPLATE - DOLCEVITA

A refined toe-kick plate to cover the space between the bottom of the range and the floor. Made of stainless steel with a unique plinth design, this will add elegance to any kitchen space.

FOR DOLCEVITA RANGES ONLY.

Model: LF36PLNSS (36") / LF48PLNSS (48") / LFN60PLNSS (60")

UMRP: \$249 MSRP: \$329 UMRP: \$299 MSRP: \$399 UMRP: \$349 MSRP: \$459



MODERN KICKPLATE – MAESTRO & CURVA

The modern European-style toe-kick plate will add a level of sophistication to the kitchen while covering the space between the bottom of the range and floor.

CAN BE USED WITH ANY LOFRA RANGE.

Model: LF36KCKSS (36") / LF48KCKSS (48")

UMRP: \$249 MSRP: \$329 UMRP: \$299 MSRP: \$399



