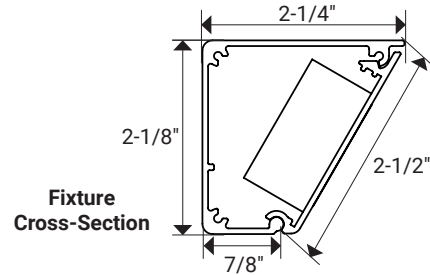




24 in. fixture shown in Black with Black receptacles  
TR24-2BD-P-BK



## ABOUT THE PRODUCT

- Low profile: 2-1/8"
- 20-amp tamper-resistant duplex receptacles
- Available in standard and custom fixtures
- Custom options include: USB ports, switches, phone jacks, cable jacks, data ports, HDMI ports, and more: see following pages for more options
- Simple to install fully assembled fixture with wood screws and wall anchors (included)
- Designer finishes to blend with any décor
- UL listed

## Ordering information

120-volt duplex receptacles, available in standard and custom fixture options

Length	Number of Receptacles	Part Number
9" (229 mm)	2	TR9-1Color-P-Finish
12" (305 mm)	2	TR12-1Color-P-Finish
18" (457 mm)	3	TR18-2Color-P-Finish
24" (610 mm)	4	TR24-2Color-P-Finish
30" (762 mm)	4	TR30-2Color-P-Finish
36" (914 mm)	4	TR36-2Color-P-Finish
42" (1067 mm)	5	TR42-3Color-P-Finish
48" (1219 mm)	5	TR48-3Color-P-Finish
60" (1524 mm)	7	TR60-4Color-P-Finish
72" (1829 mm)	8	TR72-4Color-P-Finish

Custom lengths, receptacle placements, and multiple custom options available.  
Contact Design Services at 866-848-9094

Blue indicates dealer choice: Color indicates receptacle color and Finish indicates fixture finish color.

## APPLICATIONS

Under cabinet

Offices and computer labs

Shops and garages

For additional application help and suggestions, call Design Services at 866-848-9094

## TECHNICAL INFORMATION

<b>Input Voltage</b>	120-volt AC
<b>Rating</b>	cULus Listed
<b>Amps</b>	20-amp
<b>Mounting</b>	Wood screws and wall anchors (included)
<b>Wiring</b>	12-gauge Romex for receptacles
<b>Environment</b>	Dry locations
<b>Construction Material</b>	Powder-coated aluminum
<b>Warranty</b>	5 years

## RECEPTACLE COLOR AND COORDINATING FINISH



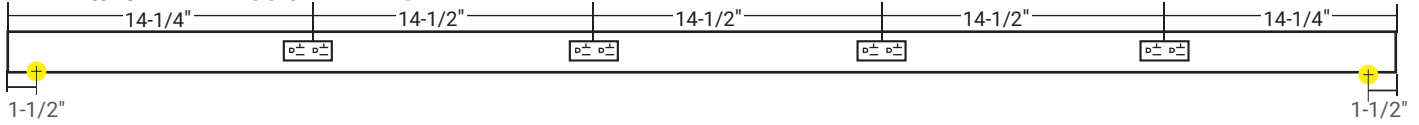
Black (B)    Black (B)    Grey (G)    White (W)

## Ordering information

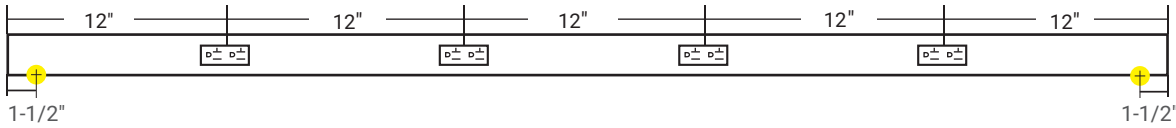
Optional installation components

Dimensions	Description	Part Number
3" x 3" x 2-1/8"	Square junction box. Available in Black (BK), Bronze (BZ), Satin Nickel (SN), and White (WT)	TR-SQ-JB-P-Finish
Varies by order	TR Series blank filler. Order per linear foot. Available in Black (BK), Bronze (BZ), Satin Nickel (SN), and White (WT)	TR-BLANK-P-Finish

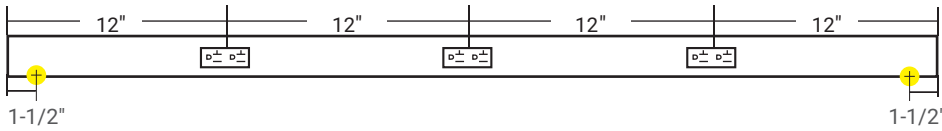
**72" Fixture—TR72-4ColorD-P-Finish**



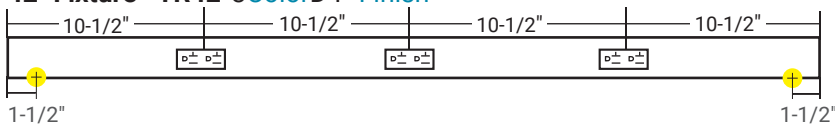
**60" Fixture—TR60-4ColorD-P-Finish**




**48" Fixture—TR48-3ColorD-P-Finish**



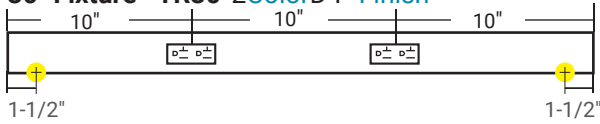
**42" Fixture—TR42-3ColorD-P-Finish**



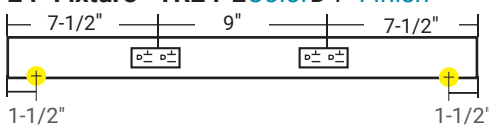
**36" Fixture—TR36-2ColorD-P-Finish**



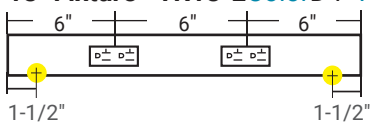
**30" Fixture—TR30-2ColorD-P-Finish**



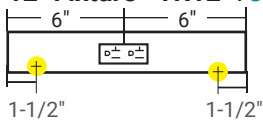
**24" Fixture—TR24-2ColorD-P-Finish**



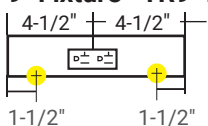
**18" Fixture—TR18-2ColorD-P-Finish**




**12" Fixture—TR12-1ColorD-P-Finish**




**9" Fixture—TR9-1ColorD-P-Finish**



**LEGEND**

 = Knockout (all knockouts are located on the back side of fixture and are 1-1/2" from the end)

 = 20-amp standard duplex receptacle available in Black (B), Grey (G), or White (W)

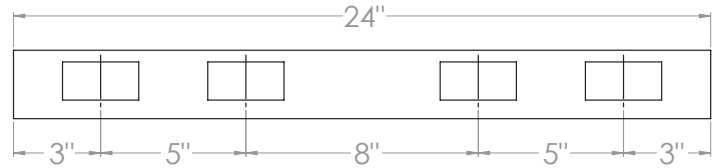
**CUSTOM OPTIONS/DETAILS**

- Custom lengths from 7"–92" (larger sizes will have a seam when assembled)
- Additional devices (page 52)
- Custom location of devices
- Receptacles must be a minimum of 5" apart (on center)
- Receptacles must be a minimum of 3" from the end (**knockout cannot be behind device**)
- 4-1/2" of room suggested for wire entry at knockout location
- Custom charges and additional design limitations may apply—Call Design Services at 866-848-9094 for a quote, lead time, and assistance with your custom order

### CUSTOM LENGTHS AND DEVICE OPTIONS

- Custom charges and additional design limitations may apply—Call Design Services at 866-848-9094
- Custom lengths to the 1/16" from 7"–90" (sizes over 90" are available but will have a seam showing)
- Additional devices and placement options available
- 4-1/2" of room suggested for wire entry at knockout location
- Receptacles must be placed a minimum of 3" from each end of the fixture to the center of a receptacle and a minimum of 5" apart (from the center of one receptacle to the center of the next)

#### EXAMPLE FOR RECEPTACLE PLACEMENT



### SWITCH OPTIONS TO ADD

Part Number	Description	Color
T-T-1Z-WC-RF-Color	Tunable-white wireless on/off, dimming and white light temperature changing controller—ONLY compatible with tunable-white lighting products	BK, GR, WT
T-Q-1Z-WC-RF-Color	1-Zone wireless on/off and dimming controller	BK, GR, WT
T-Q-2Z-WC-RF-Color	2-Zone wireless on/off and dimming controller	BK, GR, WT
T-Q-4Z-WC-RF-Color	4-Zone wireless on/off and dimming controller	BK, GR, WT
T-C-RGBWC-RF-Color	Multi-color RGB wireless on/off, dimming, and color changing controller	BK, GR, WT
TRO-SPS-Color	Decora single-pole rocker switch	BK, GR, WT
TRO-SPS-20A-Color	Decora single-pole rocker switch	B, G, W
TRO-3WS-Color	Decora 20-amp 3-way rocker switch	B, G, W
TRO-3WS-20A-Color	Decora 20-amp 3-way rocker switch	B, G, W
TRO-4WS-Color	Decora 20-amp 4-way rocker switch	B, G, W
TRO-DS-2SPS-Color	Decora 20-amp double switch	B, G, W
TRO-DS-(2)3WS-Color	Decora 20-amp double switch with two 3-way	B, W
TRO-DS-1P/3P-Color	Decora 20-amp double switch with single-pole and 3-way	B, G, W
TRO-TS-3SPS-Color	Decora 20-amp double switch with single-pole and 3-way	B, W



Tunable-White Controller  
T-T-1Z-WC-RF-WT



1-Zone Controller  
T-Q-1Z-WC-RF-WT



2-Zone Controller  
T-Q-2Z-WC-RF-WT



4-Zone Controller  
T-Q-4Z-WC-RF-WT



RGB Controller  
T-C-RGBWC-RF-WT



TRO-3WS, TRO-4WS,  
TRO-SPS



TRO-DS-2SPS,  
TRO-DS-(2)3WS,  
TRO-DS-1P/3P



TRO-TS-3SPS

### RECEPTACLE OPTIONS TO ADD

Part Number	Description	Color
TRO-15A-REC-Color	15-amp tamper-resistant duplex receptacle	B, G
TRO-20A-REC-Color	20-amp tamper-resistant duplex receptacle	B, G, W
TRO-HG-20-REC-Color	20-amp tamper-resistant, hospital grade duplex receptacle. Call for availability on Red (R) and Orange(O)	B, G, W, R, O



TRO-15A-REC



TRO-20A-REC



TRO-HG-20-REC

#### COLOR KEY

B = Black  
G = Grey  
W = White  
R = Red  
O = Orange

### RECEPTACLE COMBO OPTIONS TO ADD

Part Number	Description	Color
TRO-USB/REC-Color	Combination 2.4-amp USB-A ports and 15-amp receptacle	B, G, W
TRO-CB-1P/REC-Color	Combination single-pole switch and 15-amp receptacle	B, G, W
TRO-CB-3P/REC-Color	Combination 3-way switch and 15-amp receptacle	B, G, W



TRO-USB/REC



TRO-CB-1P/REC



TRO-CB-3P/REC

### DATA CONNECTOR OPTIONS TO ADD

Part Number	Description	Color
TRO-CJ-Color	Decora-style cable jack, "F" style, for 75-Ohm coaxial cable	B, G, W
TRO-PJ-Color	Decora-style 6-conductor telephone jack	B, G, W
TRO-HDMI-Color	Decora HDMI port connector	W



TRO-CJ



TRO-PJ



TRO-HDMI

### PORT FRAME OPTIONS TO ADD

Part Number	Description	Color
TRO-2Port-Color	Decora insert for 2 snap-in connectors for voice, data, & video	B, G, W
TRO-3Port-Color	Decora insert for 3 snap-in connectors for voice, data, & video	B, G, W
TRO-4Port-Color	Decora insert for 4 snap-in connectors for voice, data, & video	B, G, W
TRO-6Port-Color	Decora insert for 6 snap-in connectors for voice, data, & video	B, G, W



TRO-2PORT



TRO-3PORT



TRO-4PORT



TRO-6PORT

### SNAP-IN DATA CONNECTOR OPTIONS TO ADD

Part Number	Description	Color
TRO-CON-Blank-Color	Blank insert used to cover up any unused opening in any port frames	B, G, W
TRO-CON-Blank-Color	Snap-in data cat6, 8-conductor channel rated connector. 250MHZ	B, G, W
TRO-CON-CJ-Color	Snap-in cable jack	B, G, W
TRO-CON-PJ-8-Color	8-conductor USOC voice grade phone (jack) connector	B, G, W
TRO-CON-HDMI-Color	HDMI feed through quick port connector	B, W



TRO-CON-BLANK



TRO-CON-CAT6



TRO-CON-CJ



TRO-CON-PJ



TRO-CON-HDMI

### INTEGRAL POWER SUPPLIES USED WITH LED LIGHTING

Part Number	Description
TRO-LPV-20W-12V	12-volt DC 20-watt LED power supply (use with wireless dimming system)
TRO-LPV-35W-12V	12-volt DC 35-watt LED power supply (use with wireless dimming system)



TRO-LPV

#### COLOR KEY

B = Black  
G = Grey  
W = White