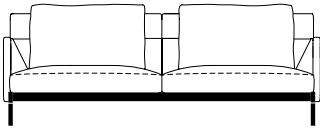


PRODUCT SHEET

# Total System





Total is a versatile furniture system built around a shared set of modular components and clever add-ons. Available in a range of thoughtful configurations or fully customizable through our Total Pro service.

#### FINISHES



Stone  
Capture 4201



Fog  
Capture 4101



Midnight  
Capture 5201



Dust  
Capture 4803



Graphite  
Powdercoat

#### DESIGN

Nathan Martell and Steven Suchy (2020)

#### DESCRIPTION

More than just a pretty seat, Total is built to last from the inside out with an uncompromising commitment to comfort. Every component is removable, repairable or replaceable — from the fabric covers down to the suspension system. Cleverly engineered legs serve as junction points where modules can be attached, be they arms, tables or additional seating elements. A slender steel construction minimizes the dimensions of the structure, allowing for generous seating in a surprisingly compact footprint.

#### CONSTRUCTION

Precision welded steel frame/legs with matte graphite powder coated finish. Arm and back panels in cold molded foam with internal steel structures. Composite slat suspension encased in foam.

#### SEAT CUSHIONS

Multi-density high resiliency foam with memory foam topper. Wrapped in plush down cover.

#### BACK CUSHIONS

Feather and fiber filling with structural memory foam inserts.

#### UPHOLSTERY

Capture by Gabriel (Denmark)  
85% New Zealand wool, 15% polyamide  
Rubs Martindale: 200,000  
EU Ecolabel / STANDARD 100 by OEKO-TEX®

#### COUNTRY OF ORIGIN

All of our sofas are sewn and assembled in Canada, with parts sourced from specialty suppliers around the world.

- Cushions (Italy)
- Back/arm panels (Italy)
- Foam bolsters (Italy)
- Metal frame/legs (Taiwan)
- Suspension (Germany)

#### ASSEMBLY

Minor assembly is required.

#### REMOVABLE COVERS

Yes.

#### LEAD TIMES

Total is sewn and made to order with in-stock components. Expect lead times of 4-6 weeks on all standard orders.

#### CAD BLOCKS

2D and 3D CAD blocks can be downloaded from each product page at [partandwhole.com](http://partandwhole.com)

#### FABRIC SAMPLES

Fabric samples are available at no cost. Request a sample kit from any Total product page at [partandwhole.com](http://partandwhole.com)

#### CUSTOMIZATION

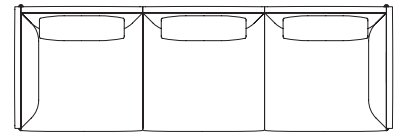
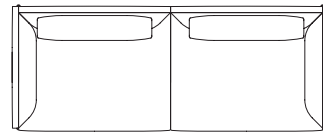
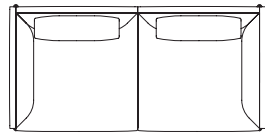
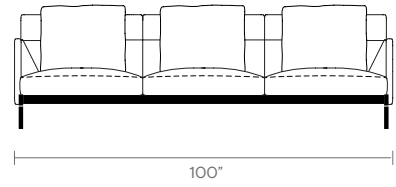
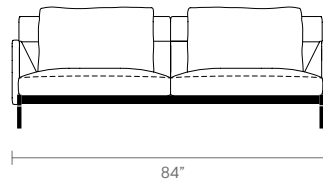
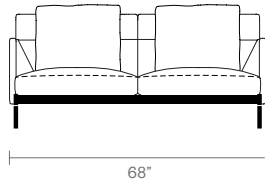
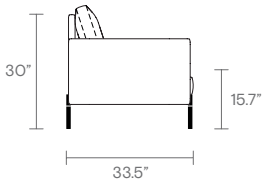
Custom configurations are possible due to the fact that Total is built from a highly modular kit of parts. See Total Pro section (pages 9 and 10) for more details.

# Total Sofa

2 SEAT  
Standard

2.5 SEAT  
Standard

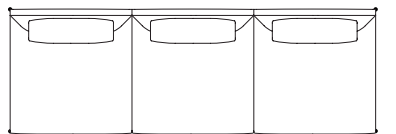
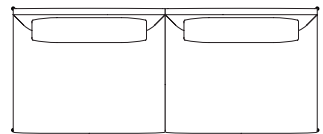
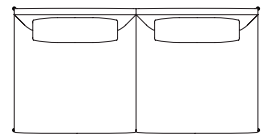
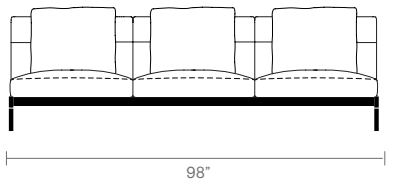
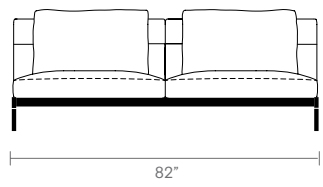
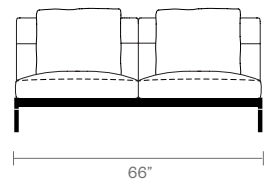
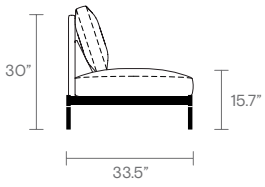
3 SEAT  
Standard



2 SEAT  
Armless

2.5 SEAT  
Armless

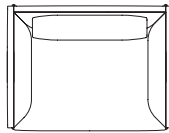
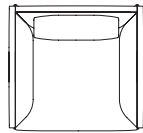
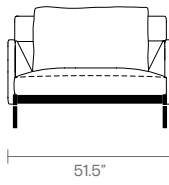
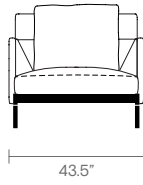
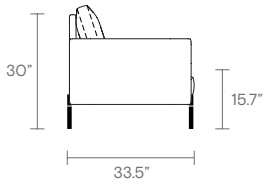
3 SEAT  
Armless



# Total Chair

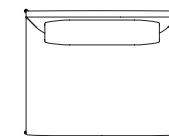
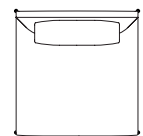
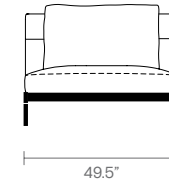
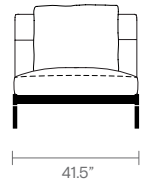
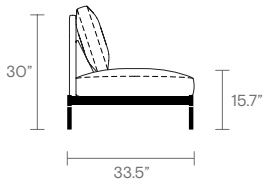
1 SEAT  
Standard

1.5 SEAT  
Standard



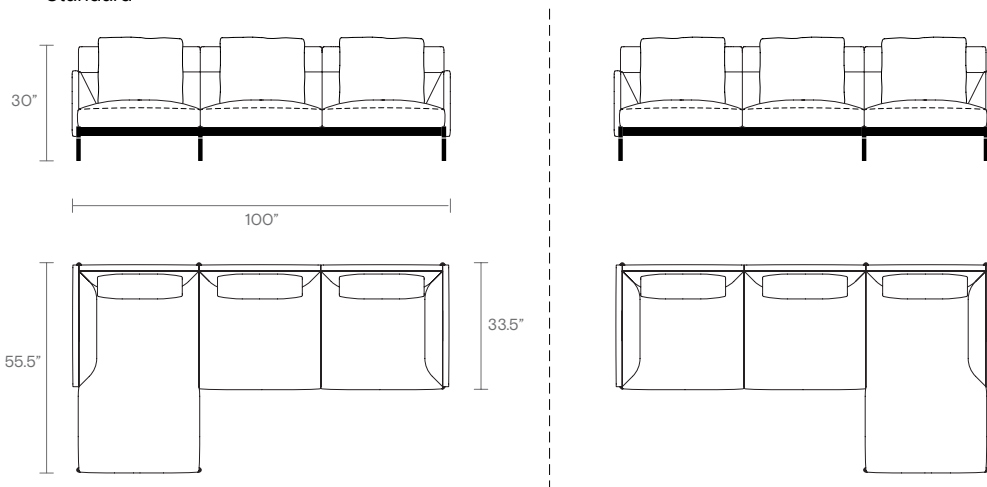
1 SEAT  
Armless

1.5 SEAT  
Armless

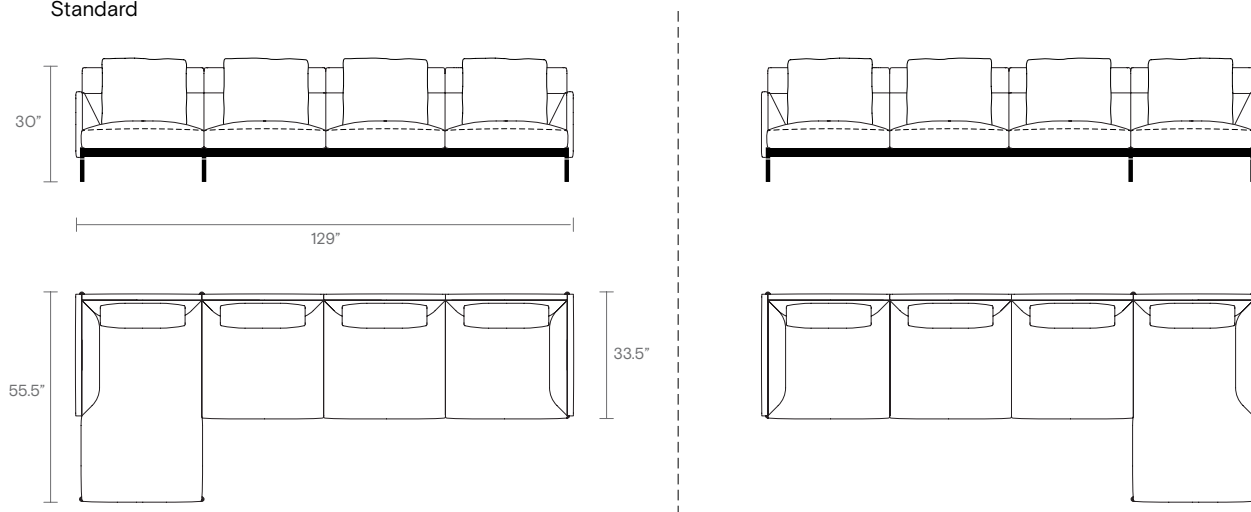


# Total Chaise Sectional

3 SEAT (Mirrorable)  
Standard

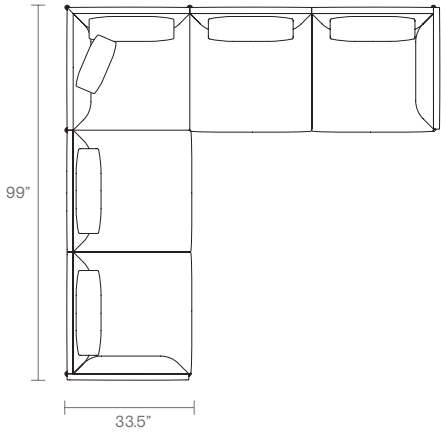
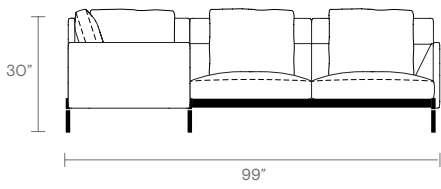


4 SEAT (Mirrorable)  
Standard

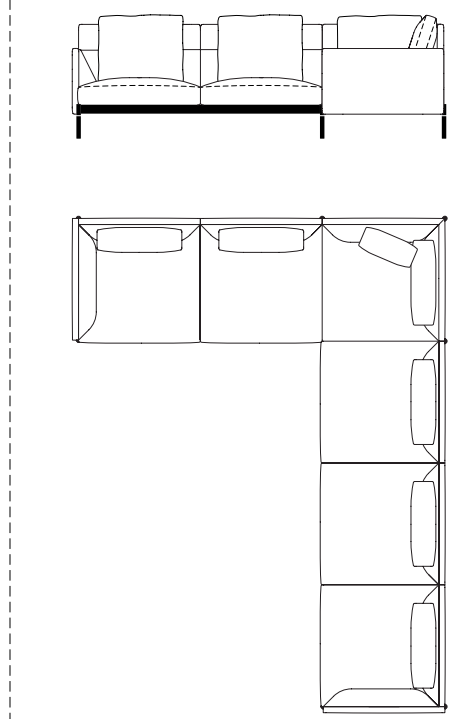
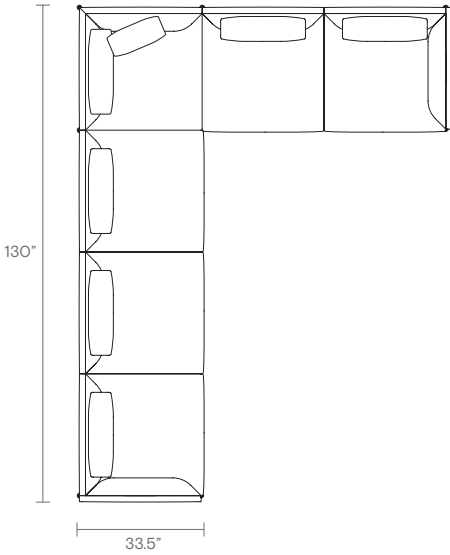
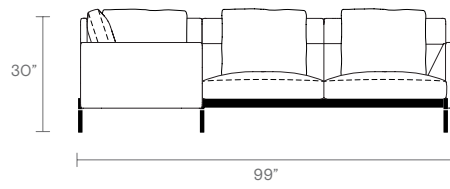


# Total Corner Sectional

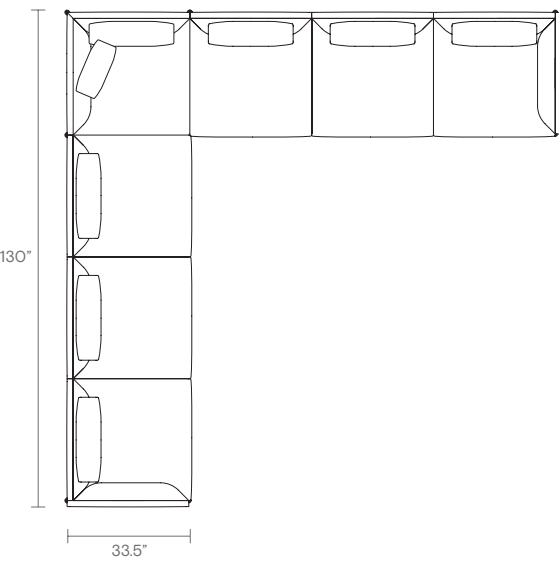
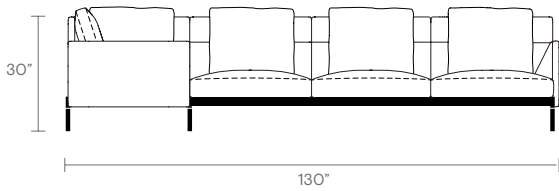
5 SEAT  
Standard



6 SEAT (Mirrorable)  
Standard

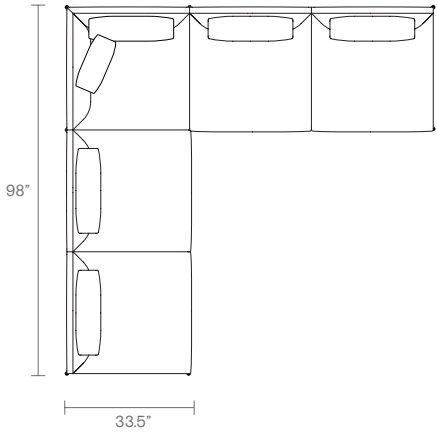
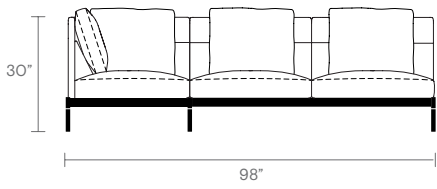


7 SEAT  
Standard

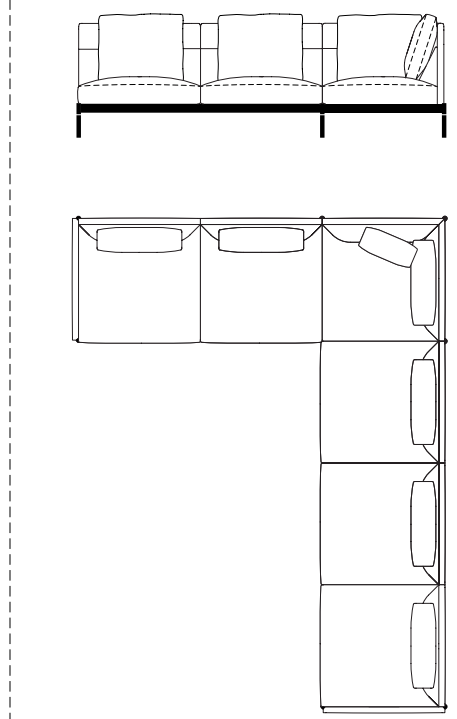
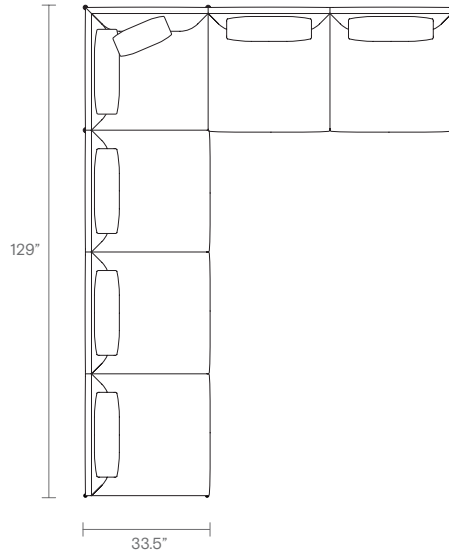
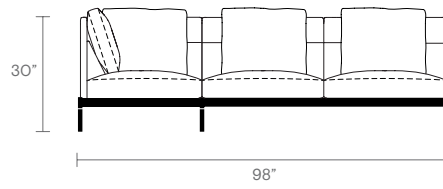


# Total Corner Sectional

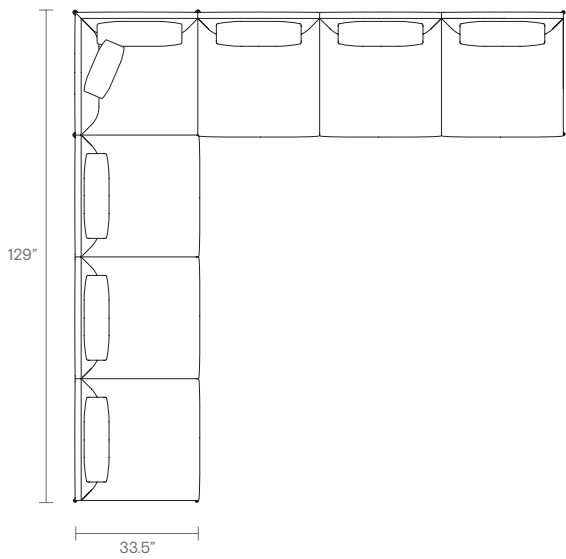
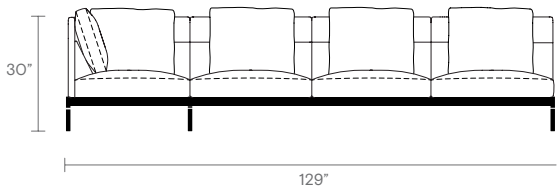
5 SEAT  
Armless



6 SEAT (Mirrorable)  
Armless

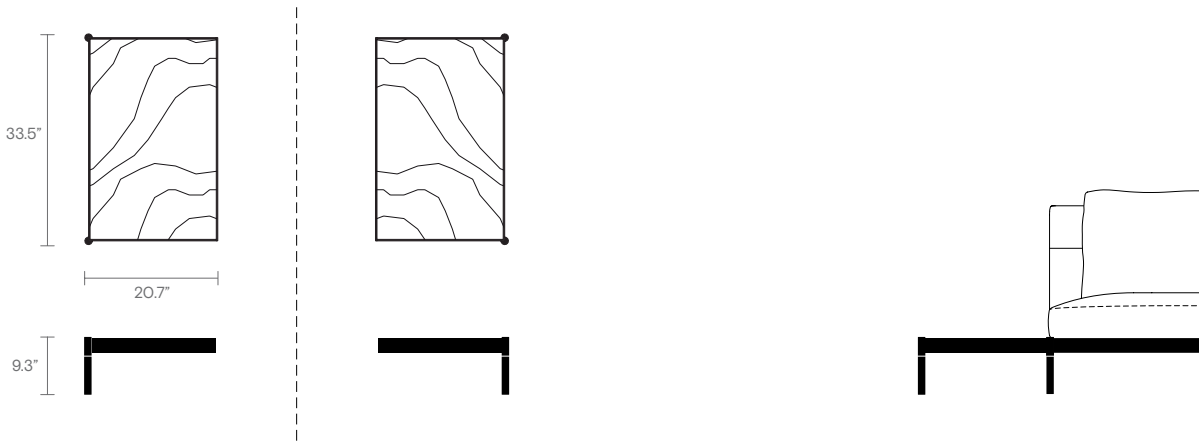


7 SEAT  
Armless

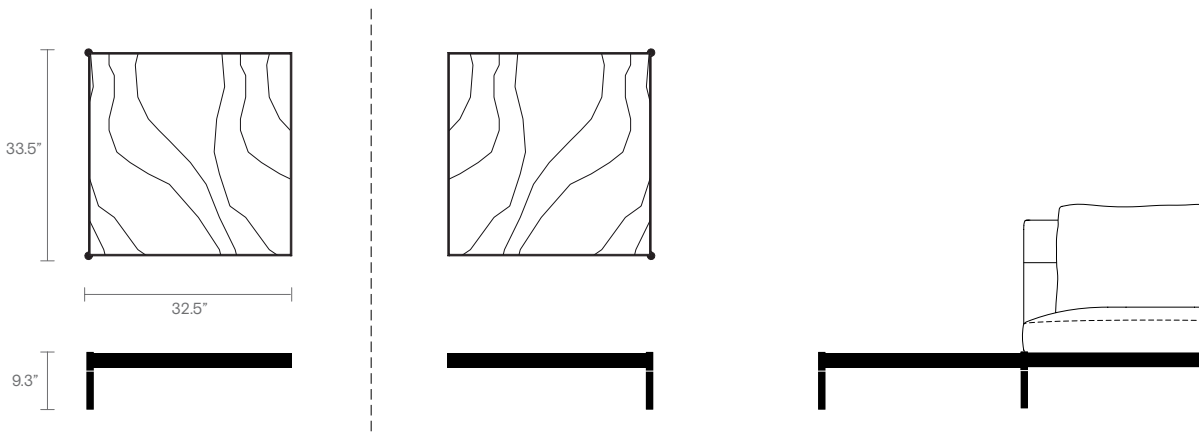


# Total Table Add-on


## NARROW (Mirrorable)



## WIDE (Mirrorable)



## TABLE TOP FINISHES





Total Pro is our solution for the professional customer. Designers, architects and those with specific needs beyond our preconfigured offerings can build freely using the full suite of available elements. Total is an open ended modular system that can be configured to suit projects big and small using a straightforward logic and a few simple rules.

More than a product, Total Pro is a service backed by our in house expertise as designers and manufacturers. Collaborating directly with our team allows us to better understand the nuances of your project and unlocks access to alternative materials, finishes and solutions where needed.



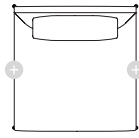
# Total Pro

## SOFA ELEMENTS

Sofa Elements can be configured as standalone products, or used to build larger configurations.

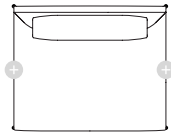
Arms can be added to the left and/or right of any Sofa Element.

1 SEAT  
TP-816



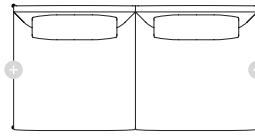
41.5"

1.5 SEAT  
TP-1016



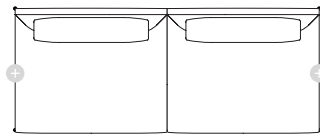
49.5"

2 SEAT  
TP-1632



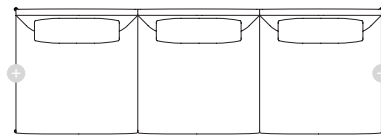
66"

2.5 SEAT  
TP-2038



82"

3 SEAT  
TP-2451



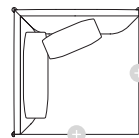
98"

## SECTIONAL ELEMENTS

Sectional Elements must be used in conjunction with Sofa Elements.

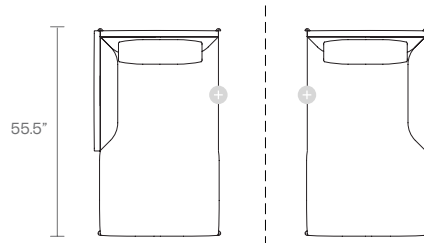
Additional arms can not be directly added to Sectional Elements.

CORNER  
TP-CNR



33.5"

CHAISE (Mirrorable)  
TP-CHS



55.5"

34"

## ADD-ONS

Tables can be connected to the end of a sofa or sectional element, and also used to join elements together.

A table can not be directly connected to a Chaise Module.

For each arm, add 1" to overall width.

ARM (Mirrorable)  
TP-ARM

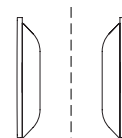
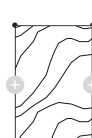
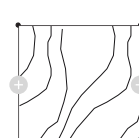


TABLE NARROW  
TP-TBL-500



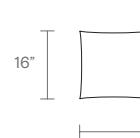
20.7"

TABLE WIDE  
TP-TBL-800



33.5"

TOSS CUSHION  
TP-TOS



16"

16"

# Components for contemporary life.

Part & Whole Inc.  
400 Catherine Street  
Victoria, BC, V9A 3T1  
Canada

[hello@partandwhole.com](mailto:hello@partandwhole.com)  
+1 778 400 6065

[PARTANDWHOLE.COM](http://PARTANDWHOLE.COM)