

A Stylish Way to Showcase Your Beverages



P380WA
P600WB



P1000WB-A

2 YEARS WARRANTY ON ALL PARTS AND LABOUR
EXTRA 2 YEARS WARRANTY ON PARTS WHEN YOU REGISTER WITH US ONLINE



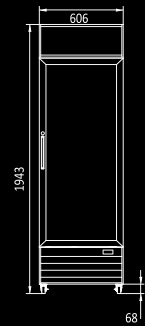
BOTTOM MOUNTED GLASS DOOR REFRIGERATORS / FREEZERS

FEATURES

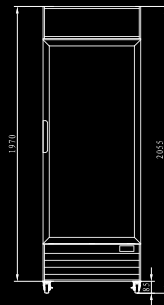
- Fan forced cooling, 0-10°C
- Carel digital controller
- Power coated steel interior and exterior
- Self-evaporating water tray
- Internal LED lighting and LED light-box for merchandising
- Digital control with led display, auto-defrost
- Double layer glass door, tempered glass
- Self-closing door with lock and key
- 4 strong castors, front 2 with brakes



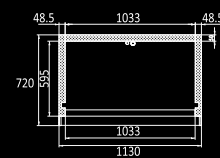
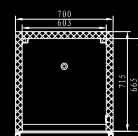
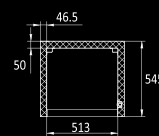
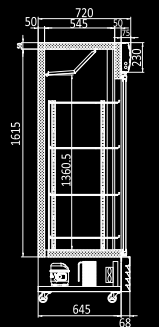
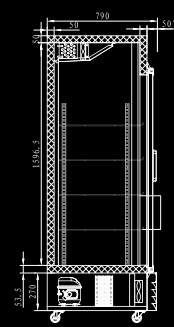
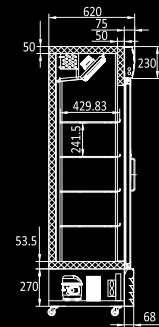
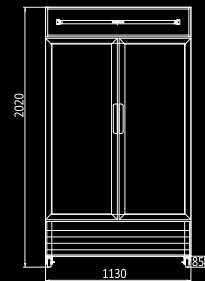
P380WA




P600WB



P1000WB-A

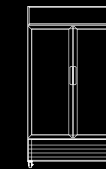


P380WA



P600WB

Capacity	380L	600L
Power	300W	350W
Voltage	220-240V/50Hz	220-240V/50Hz
Working Temp	-0°C-+10°C	-0°C-+10°C
Ambient Temp	38°C	38°C
Dimensions (mm)	W606 x D620 x H1940,75kg	W700 x D790 x H2058,106kg
Packaging Dimensions (mm)	W645 x D665 x H2005,80kg	W745 x D826 x H2120,112kg



P1000WB-A

Capacity	1000L
Power	550W
Voltage	220-240V/50Hz
Working Temp	-0°C-+10°C
Ambient Temp	38°C
Dimensions (mm)	W1130 x D720 x H2023,142kg
Packaging Dimensions (mm)	W1180 x D770 x H2100,160kg

