

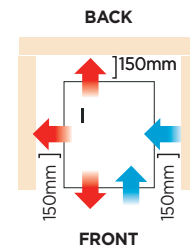
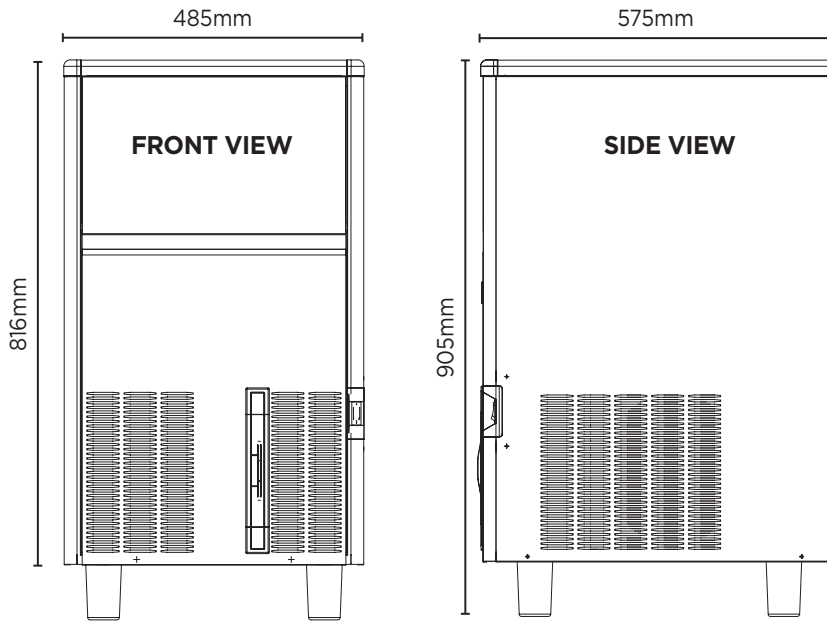
Self-Contained Ice Machine Hollow Cube - 47kg/24h - 17kg Capacity

| Ice Machines



Self-Contained Ice Machine Hollow Cube - 47kg/24h - 17kg Capacity

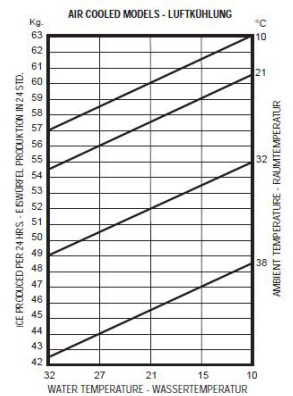
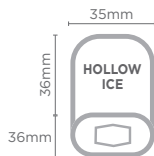
| Ice Machines



Ice Dimensions



Hollow Ice



SPECIFICATIONS

Model	IM0050HSC-HE	Frequency	50Hz
Part Number	3935361	Power Supply	Single Phase
Unit Weight	45kg	Plug Supplied	1 x 10A
Packaged Weight	50kg	Plug Location	Rear, bottom right
Ambient Temperature	40°C	Water Consumption	3.1L/h
Energy Consumption	7.5kWh/24h	Maximum Daily Production	47kg/24h
Refrigeration Capacity	430W	Ice Type	Hollow Cube
Refrigerant	R134a	Storage Bin Compatibility	17kg
Current	2.1A	Warranty	3 Years Parts & 1 Year Labour
Electrical Voltage	220-240V		Bromic Extra Care

External height excludes legs
Production is based on kg/24hr at 10°C air & 10°C water

DIMENSIONS

	External (mm)
Width	485
Depth	575
Height	721
Packaged (mm)	
Width	550
Depth	640
Height	840