

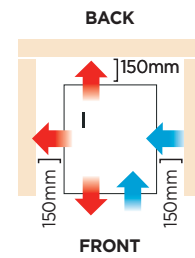
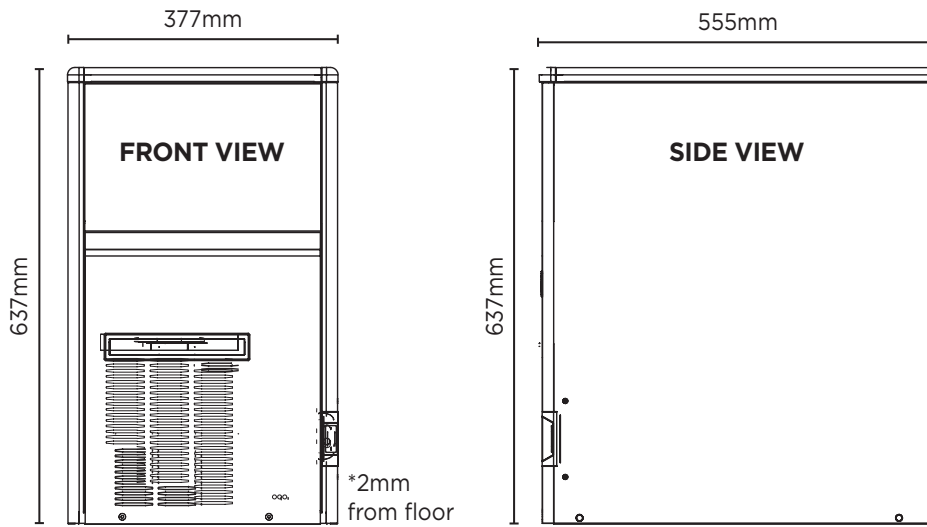
Self-Contained Ice Machine Hollow Cube - 32kg/24h - 10kg Capacity

| Ice Machines



Self-Contained Ice Machine Hollow Cube - 32kg/24h - 10kg Capacity

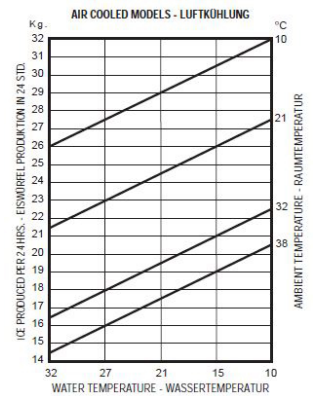
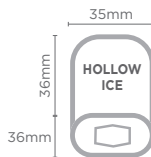
| Ice Machines



Ice Dimensions



Hollow Ice



SPECIFICATIONS

Model	IM0034HSC-HE
Part Number	3935356
Unit Weight	40kg
Packaged Weight	45kg
Ambient Temperature	40°C
Energy Consumption	7.5kWh/24h
Refrigeration Capacity	360W
Refrigerant	R134a
Current	2.2A
Electrical Voltage	220-240V

External height excludes legs
Production is based on kg/24hr at 10°C air & 10°C water

Frequency	50Hz
Power Supply	Single Phase
Plug Supplied	1 x 10A
Plug Location	Rear, bottom right
Water Consumption	4.6L/h
Maximum Daily Production	32kg/24h
Ice Type	Hollow Cube
Storage Bin Compatibility	10kg
Warranty	3 Years Parts & 1 Year Labour Bromic Extra Care

DIMENSIONS

	External (mm)
Width	377
Depth	555
Height	637
	Packaged (mm)
Width	450
Depth	620
Height	740