

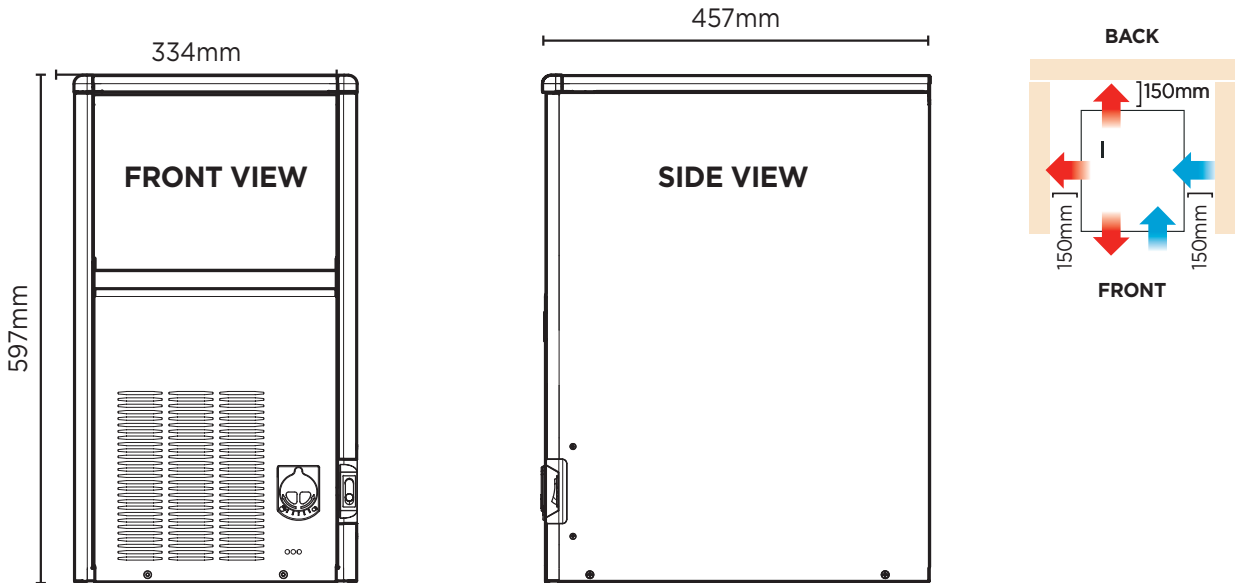
Self-Contained Ice Machine Hollow Cube - 24kg/24h - 6kg Capacity

| Ice Machines

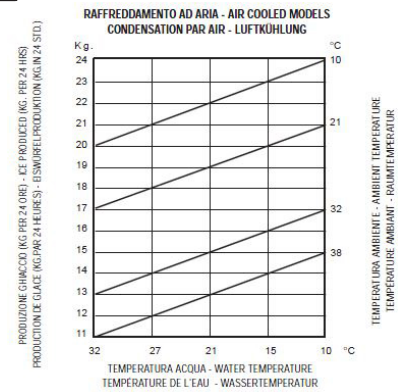
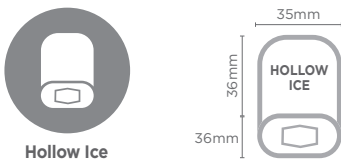


Self-Contained Ice Machine Hollow Cube - 24kg/24h - 6kg Capacity

| Ice Machines



Ice Dimensions



SPECIFICATIONS

Model	IM0024HSC-HE	Frequency	50Hz
Part Number	3935351	Power Supply	Single Phase
Unit Weight	28kg	Plug Supplied	1 x 10A
Packaged Weight	33kg	Plug Location	Rear, bottom right
Ambient Temperature	40°C	Water Consumption	2.1L/h
Energy Consumption	5.5kWh/24h	Maximum Daily Production	24kg/24h
Refrigeration Capacity	310W	Ice Type	Hollow Cube
Refrigerant	R134a	Storage Bin Compatibility	6kg
Current	1.2A	Warranty	3 Years Parts & 1 Year Labour
Electrical Voltage	220-240V		Bromic Extra Care

External height excludes legs
Production is based on kg/24hr at 10°C air & 10°C water

DIMENSIONS

External (mm)	
Width	334
Depth	457
Height	597
Packaged (mm)	
Width	400
Depth	530
Height	690