

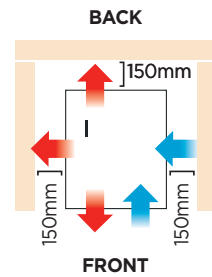
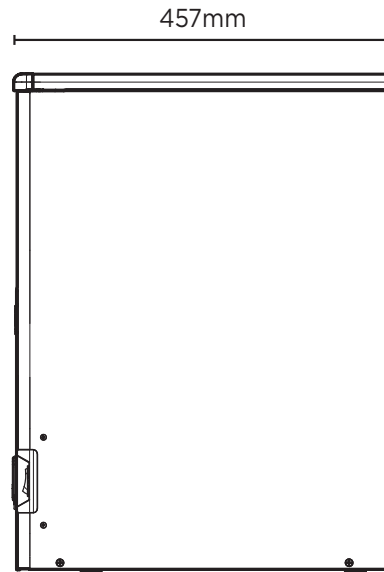
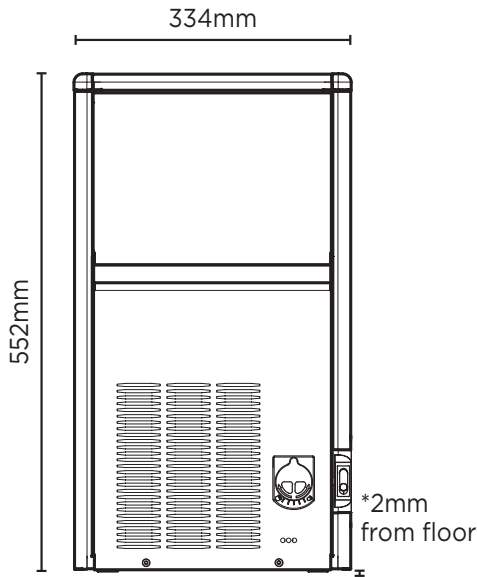
Self-Contained Ice Machine Hollow Cube - 18kg/24h - 4kg Capacity

| Ice Machines

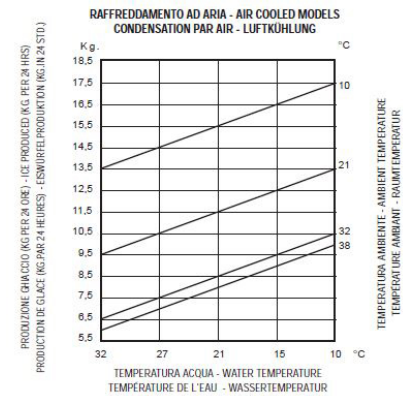
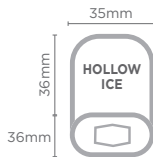


Self-Contained Ice Machine Hollow Cube - 18kg/24h - 4kg Capacity

| Ice Machines



Ice Dimensions



SPECIFICATIONS

Model	IM0018HSC-HE
Part Number	3935345
Unit Weight	28kg
Packaged Weight	33kg
Ambient Temperature	40°C
Energy Consumption	5.3kWh/24h
Refrigeration Capacity	280W
Refrigerant	R134a
Current	1.2A
Electrical Voltage	220-240V

External height excludes legs
Production is based on kg/24hr at 10°C air & 10°C water

Frequency	50Hz
Power Supply	Single Phase
Plug Supplied	1 x 10A
Plug Location	Rear, bottom right
Water Consumption	1.9L/h
Maximum Daily Production	17.5kg/24h
Ice Type	Hollow Cube
Storage Bin Compatibility	4kg
Warranty	3 Years, Parts & 1 Year Labour Bromic Extra Care

DIMENSIONS

External (mm)	
Width	334
Depth	457
Height	552
Packaged (mm)	
Width	400
Depth	530
Height	660