












	Model	EW 340E	
	Code Production	917919	
Interface:			
			
	Overall Dimension (Width-Depth-Height) *open	mm	436 x 535 (870*)x670 (820+legs)
	Packaging Dimension (WxDxH)	mm	520x610x840
	Gross weight	Kg	35
	Net weight	Kg	32
	Volume	mc	0,27
	Rack size	mm	356x432 (14x17")
	Distance between rails	mm	385x385
	Rack's drives/frame construction		flat, special for 14" racks
	Max door /hood opening	mm	320
	Max glasses/plate Height	mm	300
	General construction		single skin
	Door/hood Construction		double skin
	Tank construction		welded
	Tank volume	liter	8
	Tank heating element	W	630
	Tank surface strainers		Yes-composite
	Wash pump type		double flow
	Wash pump power	W	200
	Wash temperature	°C	60
	Boiler type		pressurized
	Boiler volume	liter	2,6
	Back-flow system		valve
	Boiler heating element	W	2.730
	Rinse booster pump		NO
	Rinse booster pump power	W	-
	Rinse temperature	°C	65
	Rinse water consumption	Liter /rack	1,8
	Optimal external water pressure	bar	2 - 4
	Drain system		partial drain
	Drain pump		standard built in
	Rinse aid dispenser	peristaltic	YES
	Detergent dispenser	peristaltic	YES
	Wash cycle	sec	60 -120 -150
	Self cleaning – drain		YES
	Electric Power	W	3.600
	Electric Connection	V - ph - Hz	240V 1N 50Hz
	Fuse	A	15
	Water softner		NO
	wire rack 14"x17"	n°1	706139
	Special legs (h15cm)	n°4	461020
	Electric cable "Australia"	n°1	YES
	Drain hose	n°1	YES
	Fill hose "WaterMark"	n°1	YES

