






**NATURAL &
ORGANIC**



Purple Cow Organics **RAISED BED MIX**

A WEED SEED AND TOPSOIL-FREE BLEND

Purple Cow Organics Raised Bed Mix is a weed seed and top-soil free blend of organic ingredients for filling raised garden beds. One reason raised bed gardening started gaining traction, is that in many neighborhoods the soil had high lead contamination, making it unsafe to grow in. By using a product free of topsoil, and made from OMRI listed ingredients, you are ensuring that your growing media will be free of hazardous lead contaminants.



“WITHOUT YOUR AMAZING PRODUCTS, I REALLY DON'T THINK OUR [RAISED BED] GARDEN WOULD BE SO VIBRANT AND BOUNTIFUL. WE'VE BEEN SHARING OUR HARVEST WITH NEIGHBORS, FAMILY AND FRIENDS - TOO MUCH FOR US TO CONSUME AT THE MOMENT!”

- April Resch, PCO Customer

**SUPPLIES
BENEFICIAL
MICROBES,
ORGANIC MATTER
AND TRACE
MINERALS**

EXCELLENT MOISTURE-HOLDING CHARACTERISTICS



Photo Credit: April Resch, PCO Customer

**Available in:
1.5 Cubic Foot Bags (50 bags/pallet)**

Also available in:
2 Cubic Yard Supersacks
Bulk Truckloads

WWW.PURPLECOWORGANICS.COM

RETAIL

Purple Cow Organics
RAISED BED MIX

**MANURE
 FREE**



Ingredients:

- Purple Cow Compost
- Pine Bark
- Peat
- Perlite

HELPS PROMOTE “GREEN”
 LAND MANAGEMENT

Product Specifications:

- Bulk Density: Average of 600 lbs/cy
- Industry leading 1/4” minus screen size
- Diverse, 100% plant-based feedstock
- Includes rock and sea minerals
- Weed seed and pathogen free
- Thermophilic humified compost

GENERAL USE INSTRUCTIONS:

- 1 Multiply the length, width and depth of your garden bed to find the number of cubic feet needed to fill your raised garden bed.
- 2 Fill your bed about half way. Leave enough space at the top for your tallest root ball being planted.
- 3 Remove the plant from its container by turning it upside down. It may be necessary to lightly tap the rim of the pot to dislodge it.
- 4 Set the rootball of the plant on top of the mix. Add enough Purple Cow Raised Bed Mix to fill around each plant as you work your way through the garden bed.
- 5 Water thoroughly until saturated. Wait for mix to dry at least 50% before watering again.

“THE MIX IS GREAT! WE PLANTED THE
 GARDEN PATCH (A MONTH AGO) AND THE
 SEEDS WE PLANTED ARE DOING GREAT!”

- Primrose School, Middleton, WI



RETAIL

To find the number of 1.5 cf bags of Raised Bed Mix needed, multiply your length, width and depth in feet.

| LENGTH (FT) | WIDTH (FT) | DEPTH (FT) | BAGS OF RBM |
|-------------|------------|------------|------------------------|
| 3 | 2 | 1 | 4 BAGS (6 CUBIC FEET) |
| 6 | 2 | 0.5 | 4 BAGS (6 CUBIC FEET) |
| 9 | 2 | 0.5 | 6 BAGS (9 CUBIC FEET) |
| 12 | 2 | 0.5 | 8 BAGS (12 CUBIC FEET) |

