



USER GUIDE AND INSTALLATION MANUAL

ELECTRONIC HIDDEN AM/FM ANTENNA

This antenna system plugs like normal into the back of your audio stereo with a accessories 12volt to power the antenna amplifier then runs though the carpet to the rear pastel shelf or somewhere near the front or rear window where you earth to chassis.



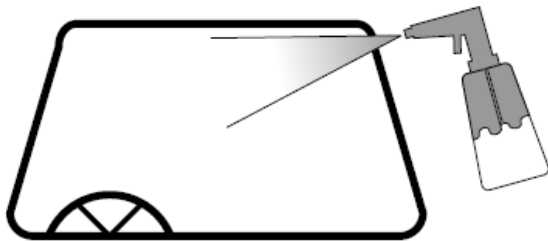
IMPORTANT INFORMATION!

Disconnect the battery before fitting.

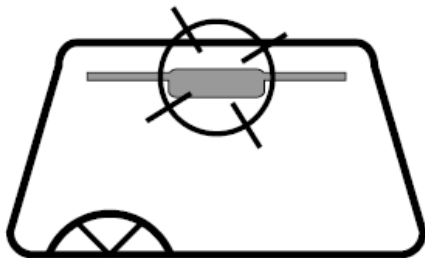
Always best fitted by a professional auto electrician.

Unit Installation

- 1 Clean inside windshield glass surface with a alcohol base solution.



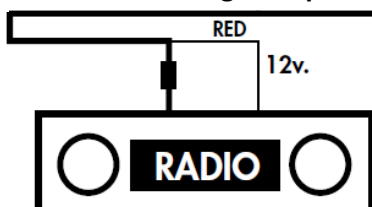
- 2 Determine location of the hidden antenna.



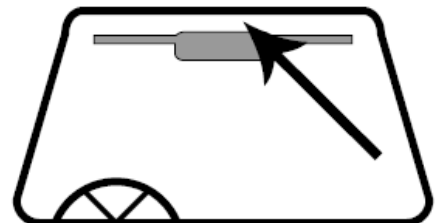
- 3 Remove the protection film from the antenna.



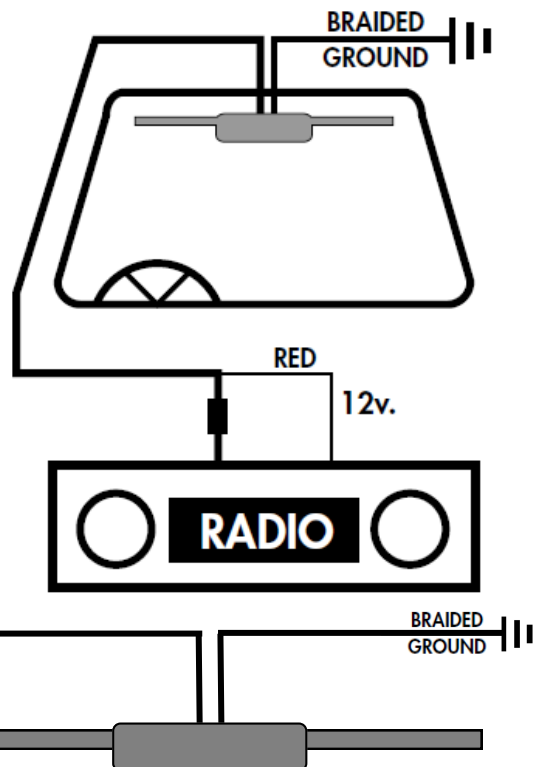
- 6 Under Dash Mounting on top of Radio



- 4 Install the hidden antenna on the glass, make sure it seats tight against the glass.



- 5 Please refer to illustration on how to wire the hidden antenna to the radio.



Part No: BWMSHAB