

Fusion climb
4195 Chino Hills PKWY,
Chino Hills Ca, 91709, USA
909-393-9450

www.fusionclimb.com

ENGINEERED AND DESIGNED IN U.S.A.

FULL BODY HARNESS + HALF BODY HARNESS

Disclaimer

The user accepts full responsibility for any and all damages or injuries of any kind, including death which can arise from the activities performed during the use of these products. When in doubt, concerning the safety conditions of this product, discontinue use immediately and destroy to prevent future use. We are not responsible for any damages, injuries, or deaths resulting from the use of this equipment. Any claim or lawsuit involving this product must be brought into the state of California, and construed under the laws of California.

Limited Warranty

The Fusion U.S.A. warranty remains in effect for one year from the date of first purchase from the original retail buyer. Original receipt must be retained as proof of purchase or warranty is void/invalid. If any defect in material or workmanship is discovered within the warranty period, please return the product to Fusion for repair or replacement. This liability is only effective during the one year period after purchase and at the end of that period, all liability is terminated. The Fusion warranty covers all defects in material and workmanship except the following: normal wear and tear, damage caused by abuse, misuse, accident, neglect or any modification of the product. Fusion has the right to replace a discontinued model with a related model.

1 Harnesses

Fusion climb specializes in a variety of harness types ranging from tactical and safety harnesses to rock climbing, big wall, caving and zip line harnesses. Through years of research and manufacturing we've been able to create a full line of products that meet and exceed all safety standards yet are extremely comfortable and affordable no matter which application or adventure you're looking for!

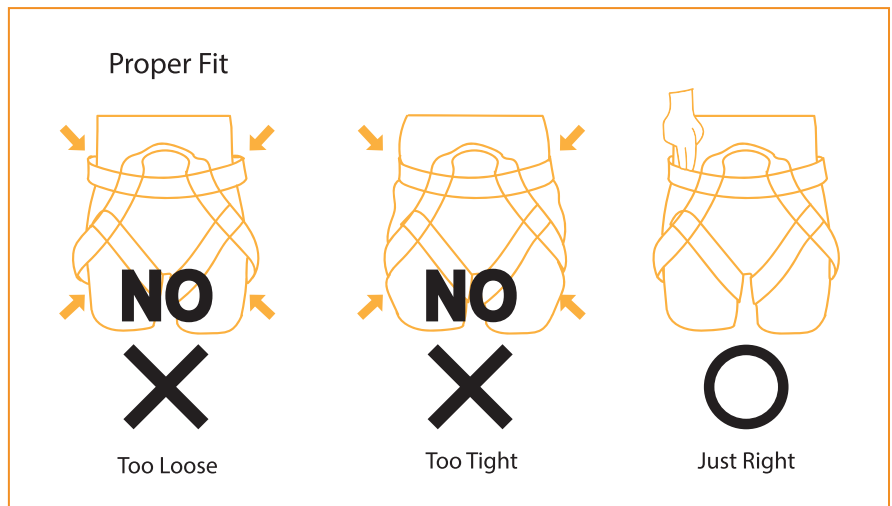
2 WARNING!

- 1 This product must only be used by a trained competent and responsible persons or those placed under the direct and visual control of a competent and responsible persons.
 - 2 You are responsible for knowing and/or familiarizing yourself with the product by using the provided instructions and information.
 - 3 Before each use, check the condition of the webbing at the tie-in point, the adjustment buckles and the safety stitching.
 - 4 Check for cuts, wear and damage (look for cut or torn threads).
 - 5 Check buckles to ensure that they operate correctly. Tie in using only approved knots at the proper tie-in point.
 - 6 DO NOT tie into belay loop or haul loop; they are to be used as load bearing loops, not tie in point.
 - 7 Gear loops are intended for carrying gear ONLY, DO NOT use as a safety attachment or load bearing attachment.
 - 8 You are responsible for your own actions and decisions.
 - 9 Before using this equipment, you must:
 - Read and understand all instructions for use.
 - Get specific training in its proper use.
 - Become acquainted with its capabilities and limitations.
 - Understand and accept the risks involved.
- Failure to heed any of these warnings may result in severe injury or death.

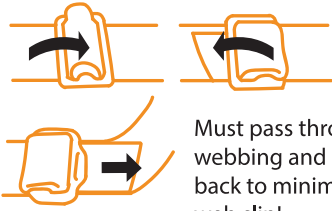
3 Performance, Limitations, and Compatibility

Fusion harnesses have been tested in accordance with ANSI Z359.1, CE, ASTM standards and applicable OSHA regulations.

Fusion Full-body harnesses meet or exceed the required performance levels. Never use this product for weights that exceed 310 pounds. Comfort is also related to safety and long periods of hanging can result in extreme pain, numbness, blood pooling in legs, changes in blood pressure and fatal errors. To optimize protection, in some instances it may be necessary to use this harness with suitable attachment devices. Please make sure that all your protective products are compatible and suitable for your application in a safe place before carrying out the risk-related activity.

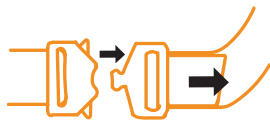


Pass through buckle



Must pass through webbing and pass back to minimize web slip!

Quick release buckle



Must pass inserted webbing completely!

4 Storage and Transportation

When not in use, store the harness in a well-ventilated area away from extreme temperatures. Never place any heavy items on top of it. Avoid excessive folding and store the harness hanging vertically. If the product gets wet, allow it to dry fully before placing in storage. To prolong the life of this product, care is necessary when transporting and when in use. Avoid impacts or rubbing against abrasive or sharp surfaces. It is up to the user to foresee situations requiring rescue in case of a difficult situation while using this product. For your safety we advise you to carefully inspect all parts and connections on this harness before and after every use. To ensure the quality of your safety harness, we advise you to keep an inspection record. Maximum shelf life of the harness is 5 years after date of production.

5 Care Instructions

To prolong the life of this product, care is necessary when transporting and using it. Avoid impacts or rubbing against abrasive or sharp surfaces. It is up to the user to foresee situations requiring rescue in case of difficulties encountered while using this product. Do not use any product showing signs of wear which may affect its strength or operation. For your safety we advise you to carefully inspect all parts and connections on this harness before and after each use. To ensure the quality of your safety harness, we advise you to keep an inspection record. Discontinue use of this product after a major fall or impact.


Even though no external signs may be visible, damage cannot be ruled out. Any damage or deformation may adversely affect its strength and safe operation. Actual lifetime of this harness varies greatly depending on frequency of use, intensity of use, misuse, contact with abrasive materials sharp edges and exposure to adverse elements such as contact with salt, sand, snow, ice, moisture and chemicals which will considerably accelerate wear and therefore shorten the life of the harness. **DO NOT MACHINE WASH OR DRY THIS PRODUCT!** Hand-wash using mild detergent and then air dry. Preferred method of storage is hanging in a cool dry place. Avoid folding or stacking heavy items on top of the product. To ensure quality, user should always keep an inspection record.

6 Advice

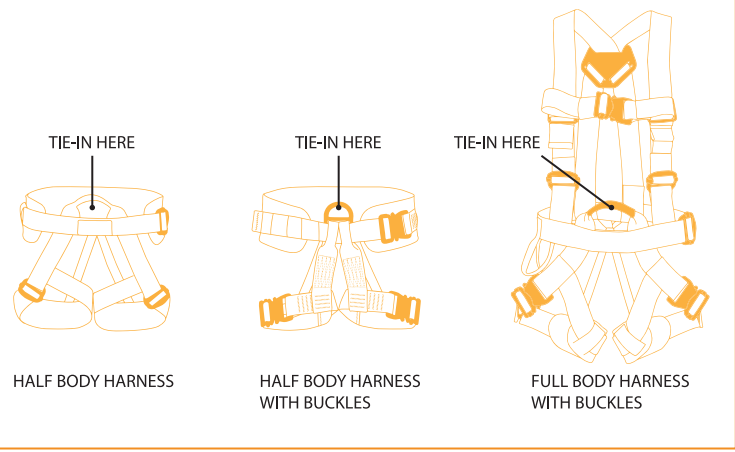
Advice that, before using the harness, the user should carry out a suspension test in a safe place to ensure that the harness is the correct size, has sufficient adjustment and is of an acceptable comfort level for the intended use; Information, that the use of the harness is intended for mountaineering, including climbing.

7 warning

Chest harness is a part of a fall arrest system. This product shall not be used alone! It should always be used in conjunction with a lower half body harness for safety. See diagram below for reference.



User will be 100% responsible for its own safety when using this harness without the use of a type C (Full body harness). If you are not sure, please be sure to contact a competent person for detail.



Use an approved knot at the tie-in points on your seat harness. 2 Stand in an upright position and extend the knot upward 2 inches below the chest harness carabiner. 3 Clip the end of the rope through the locking carabiner and lock the gate. The rope extending upward will determine the angle that you will hang. The safest and most desirable position is a 20 degree angle between your spine and the rope, in an upward position.

8 Warning Labels



CAREFULLY READ INSTRUCTION FOR USE		The user should read and understand all instructions and warnings before using this product.
PASS THROUGH INSTRUCTION		
STANDARD	EN 122 77	
NO. OF NOTIFIED BODY	CE 1015	



Fusion climb
4195 Chino Hills PKWY,
Chino Hills Ca, 91709, USA
909-393-9450
www.fusionclimb.com

INSPECTION AND MAINTENANCE LOG

SERIAL NUMBER:		
MODEL NUMBER:		
DATE PURCHASED:	MFG. DATE:	DATE OF FIRST USE:

INSPECTION DATE	INSPECTION ITEMS NOTED	CORRECTIVE ACTION	MAINTENANCE PERFORMED
Approved By:			
Approved By:			
Approved By:			
Approved By:			
Approved By:			
Approved By:			
Approved By:			
Approved By:			



Fusion climb
 4195 Chino Hills PKWY,
 Chino Hills Ca, 91709, USA
 909-393-9450
www.fusionclimb.com