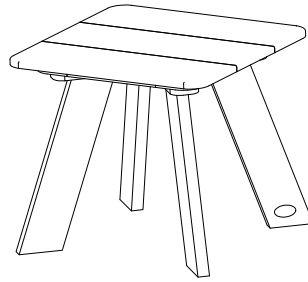



Adirondack Collection

Italica Modern Side/Conversation Table

Assembly Guide



Side Table

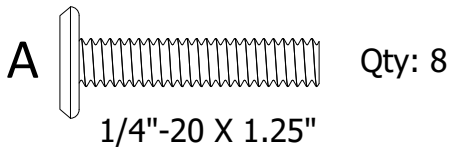


Conversation Table

IMPORTANT!

DO NOT fully tighten the bolts until all bolts are started.
Once all bolts are inserted, go back & tighten all the bolts.

HARDWARE INCLUDED



A

Qty: 8

1/4"-20 X 1.25"

TOOLS INCLUDED



5/32" HEX KEY

1) Attach Each Leg to Table Top
Using (2) "A" Bolts.

