

HOMEDICS®

Shiatsu Pro Plus Back Massager with heat



Instruction Manual and
Warranty Information

1 year limited warranty

SBM-385H-AU

READ ALL INSTRUCTIONS BEFORE USE. SAVE THESE INSTRUCTIONS FOR FUTURE REFERENCE.

IMPORTANT SAFEGUARDS:

WHEN USING ELECTRICAL PRODUCTS, ESPECIALLY WHEN CHILDREN ARE PRESENT, BASIC SAFETY PRECAUTIONS SHOULD ALWAYS BE FOLLOWED, INCLUDING THE FOLLOWING:

- **ALWAYS** unplug the appliance from the electrical outlet immediately after using and before cleaning. To disconnect, turn all controls to the 'OFF' position, then remove plug from outlet.
- **NEVER** leave an appliance unattended when plugged in. Unplug from the mains outlet when not in use and before putting on or taking off parts or attachments.
- The appliance has a heated surface. Persons insensitive to heat must be careful when using the appliance.
- This appliance is not intended for use by persons (including children) with reduced physical, sensory or mental capabilities, or lack of experience and knowledge, unless they have been given supervision or instruction concerning use of the appliance by a person responsible for their safety.
- Children should be supervised to ensure that they do not play with the appliance.
- This appliance can be used by children aged from 8 years and above and persons with reduced physical, sensory or mental capabilities or lack of experience and knowledge if they have been given supervision or instruction concerning use of the appliance in a safe way and understand the hazards involved. Children shall not play with the appliance. Cleaning and user maintenance shall not be made by children without supervision.
- **DO NOT** reach for an appliance that has fallen in water or other liquids. Switch off at the mains and unplug it immediately. Keep dry – **DO NOT** operate in wet or moist conditions.
- **NEVER** insert pins or other metallic fasteners into the appliance.
- Use this appliance for the intended use as described in this booklet. **DO NOT** use attachments not recommended by HoMedics.
- **NEVER** operate the appliance if it has a damaged cord or plug, if it is not working properly, if it has been dropped or damaged, or dropped into water. Return it to the HoMedics Service Centre for examination and repair.
- Keep cord away from heated surfaces.
- Excessive use could lead to the product's excessive heating and shorter life. Should this occur, discontinue use and allow the unit to cool before operating.
- **NEVER** drop or insert any object into any opening.
- **DO NOT** operate where aerosol (spray) products are being used or where oxygen is being administered.
- **DO NOT** operate under a blanket or pillow. Excessive heating can occur and cause fire, electrocution or injury to persons.

- **DO NOT** carry this appliance by the cord or use cord as a handle.
- **DO NOT** use outdoors.
- **DO NOT** crush. Avoid sharp folds.
- This product requires a 220-240 V AC power.
- **DO NOT** attempt to repair the appliance. There are no user serviceable parts. For service, send to HoMedics Customer Service. All servicing of this appliance must be performed by authorised HoMedics service personnel only.
- **DO NOT** sit or stand on the massage (back) part of the appliance. The unit should only be used when attached to a chair with the back in the vertical position.
- Never block the air openings of the appliance or place it on a soft surface, such as a bed or couch. Keep air openings free of lint, hair etc.
- Do not place or store appliance where it can fall or be pulled into a bath or sink. **DO NOT** place in or drop into water or other liquid.
- Failure to follow the above may result in the risk of fire or injury.

SAFETY CAUTIONS:

PLEASE READ THIS SECTION CAREFULLY BEFORE USING THIS APPLIANCE

IF YOU HAVE ANY CONCERNS REGARDING YOUR HEALTH, CONSULT A DOCTOR BEFORE USING THIS APPLIANCE.

- Individuals with pacemakers and pregnant women should consult a doctor before using this appliance. Not recommended for use by Diabetics
- **DO NOT** use on an infant, invalid or on a sleeping or unconscious person. **DO NOT** use on insensitive skin or on a person with poor blood circulation.
- This appliance should **NEVER** be used by any individual suffering from any physical ailment that would limit the user's capacity to operate the controls or who has sensory deficiencies in the lower half of their body.
- **NEVER** use directly on swollen or inflamed areas or skin eruptions.
- If you feel any discomfort whilst using this appliance, discontinue use and consult your doctor.
- This is a non-professional appliance, designed for personal use and intended to provide a soothing massage to worn muscles. **DO NOT** use as a substitute for medical attention.
- **DO NOT** use before going to bed. The massage has a stimulating effect and can delay sleep.
- **DO NOT** use for longer than the recommended time.
- Not recommended for use on wooden surfaces as the zipper may damage the wood. Caution is also recommended when using on upholstered furniture.

- Care should be taken when using heated surfaces. If the product feels excessively hot, switch off at mains and contact HoMedics Customer Service.
- Only gentle force should be exerted against the seat in order to eliminate risk of injury.
- You may soften massage force by placing a towel between yourself and the unit.
- The appliance has a heated surface. Persons insensitive to heat must be careful when using the appliance.
- Not recommended for use on leather furniture.
- Please ensure that all hair, clothing and jewellery are kept clear of the massage mechanism or any other moving parts of the product at all times.

INSTRUCTIONS FOR USE:



IMPORTANT - Preparing the appliance for use
The Shiatsu Massager comes with a screw located on the back of the unit to protect the massage mechanism during shipment, which must be removed before the first use to allow the shiatsu feature to function. Use the provided Allen key. Then, properly dispose of the screw.

WARNING – Failure to remove screw may cause permanent damage to the appliance.

ERROR: all remote control LEDS flash for a few seconds. Cause: massager overloaded.

SOLUTION: ensure the allen key bolt/screw has been removed from back of the massage cushion (using the allen key included). Should the condition continue after this please contact HoMedics Customer Service.






NOTE: complete steps 1 and 3 before switching the appliance on at the mains.

1. Attach the Massage seat to almost any chair using the integrated strap located at the back of the cushion. Ensure it is held firmly in place by adjusting the strap as necessary.
2. Connect the power supply lead into a 220-240V mains outlet.
3. Once seated, use the remote control to operate the appliance. Press the  button to activate the control and select one of massage types detailed below.
4. For a gentler massage place a towel between your back and the massager.
5. Press the  button to stop the massage. The LED will blink while the massage mechanism returns to the starting point before switching off.

DEMO MODE

To sample the Shiatsu massage, press Demo button to cycle through all massage modes.

SHIATSU MASSAGE:

1. : pressing this button gives a full Shiatsu massage up and down the back.
2. : pressing this button gives a Shiatsu massage focusing on the mid to upper back.
3. : pressing this button gives a Shiatsu massage focusing on the mid to lower back.
4. The   buttons allow you to target the massage to a specific area. Simply press either button to stop the massage mechanism on the desired spot. Use the buttons to move it up or down.
5. To revert to standard massage mode, reselect one of the 3 massage zone buttons.

NOTE: There is a 15 minute auto shut-off on this appliance for your safety. This feature should not be considered as a substitute for 'OFF'. Always remember to switch the appliance off when not in use.
The moving Shiatsu mechanism always "parks" or finishes in its lowest position. It will continue to this position after the power has been turned off. If the electrical supply is interrupted, when power is restored, the mechanism will "park" or move to its lowest position.

MAINTENANCE:

CLEANING

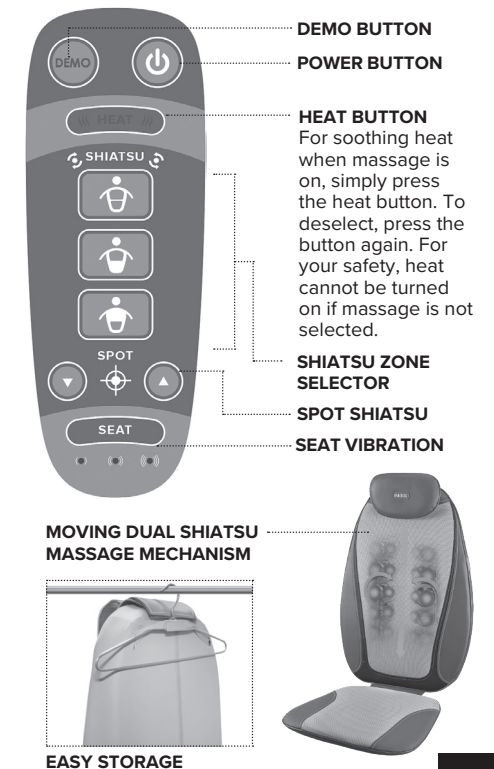
Unplug the appliance and allow to cool before cleaning. Clean only with a soft, slightly damp sponge.

- **NEVER** allow water or any other liquids to come into contact with the appliance.
- **DO NOT** immerse in any liquid to clean.
- **NEVER** use abrasive cleaners, brushes, glass / furniture polish, paint thinner etc to clean.

STORAGE

Place the appliance in its box or in a safe, dry, cool place. Avoid contact with sharp edges or pointed objects which might cut or puncture the fabric surface. To avoid breakage, **DO NOT** wrap the power cord around the appliance. **DO NOT** hang the unit by the cord.

PRODUCT FEATURES:



Distributed by

HoMEDICS[®]

One year limited warranty

We or **us** means HoMedics Australia Pty Ltd ACN 31 103 985 717 and our contact details are set out at the end of this warranty;

You means the purchaser or the original end-user of the Goods. You may be a domestic user or a professional user;

Supplier means the authorised distributor or retailer of the Goods that sold you the Goods in Australia and New Zealand; and

Goods means the product or equipment which was accompanied by this warranty and purchased in Australia and New Zealand.

For Australia:

Our Goods come with guarantees that cannot be excluded under the Australian Consumer Law. You are entitled, subject to the provisions of the Australian Consumer Law, to a replacement or refund for a major failure and for compensation for any other reasonably foreseeable loss or damage. You are also entitled, subject to the provisions of the Australian Consumer Law, to have the Goods repaired or replaced if the goods fail to be of acceptable quality and the failure does not amount to a major failure. This is not a complete statement of your legal rights as a consumer.

For New Zealand:

Our Goods come with guarantees that cannot be excluded under the Consumer Guarantees Act 1993. This guarantee applies in addition to the conditions and guarantees implied by that legislation.

The Warranty

HoMedics sells its products with the intent that they are free of defects in manufacture and workmanship under normal use and service. In the unlikely event that your HoMedics product proves to be faulty within 1 year from the date of purchase due to workmanship or materials only, we will replace it at our own expense, subject to the terms and conditions of this guarantee. The warranty period is limited to 3 months from the date of purchase for products used commercially/professionally.

Terms and Conditions:

In addition to the rights and remedies that you have under the Australian Consumer Law, Consumer Guarantees Act of New Zealand or any other applicable law and without excluding such rights and remedies warranty against defects:

1. The Goods are designed to withstand the rigors of normal household use and are manufactured to the highest standards using the highest quality components. Whilst unlikely, if, during the first 12 months (3 months commercial use) from their date of purchase from the Supplier (Warranty Period), the Goods prove defective by reason of improper workmanship or materials and none of your statutory rights or remedies apply, we will replace the Goods, subject to the terms and conditions of this warranty.
2. We do not have to replace the Goods under this Additional Warranty if the Goods have been damaged due to misuse or abuse, accident, the attachment of any unauthorised accessory, alteration to the product, improper installation, unauthorised repairs or modifications, improper use of electrical/power supply, loss of power, malfunction or damage of an operating part from failure to provide manufacturer's recommended maintenance, transportation damage, theft, neglect, vandalism, environmental conditions or any other conditions whatsoever that are beyond the control of HoMedics.
3. This Warranty does not extend to the purchase of used, repaired or second-hand products or to products not imported or supplied by HoMedics Australia Pty Ltd, including but not limited to those sold on offshore internet auction sites.
4. This Warranty extends only to consumers and does not extend to Suppliers.
5. Even when we do not have to replace the Goods, we may decide to do so anyway. In some cases, we may decide to substitute the Goods with a similar alternative product of our choosing. All such decisions are at our absolute discretion.
6. All such replaced or substituted Goods continue to receive the benefit of this Additional Warranty for the time remaining on the original Warranty Period (or three months, whichever is the longest).
7. This Additional Warranty does not cover items damaged by normal wear and tear including but not limited to chips, scratches, abrasions, discolouration and other minor defects, where the damage has negligible effect on the operation or performance of the Goods.
8. This Additional Warranty is limited to replacement or substitution only. As far as the law permits, we will not be liable for any loss or damage caused to property or persons arising from any cause whatsoever and shall have no liability for any incidental, consequential or special damages.
9. This warranty is only valid and enforceable in Australia and New Zealand.

Making a Claim:

In order to claim under this Warranty you must return the Goods to the Supplier (place of purchase) for replacement. If this is not possible, please contact our customer service department at the address below.

- All returned Goods must be accompanied by satisfactory proof of purchase which clearly indicates the name and address of the Supplier, the date and place of purchase and identifies product. It is best to provide an original, legible and unmodified receipt or sales invoice.
- You must bear any expense for return of the Goods or otherwise associated with making your claim under this Additional Warranty.

Contact: HoMedics Australia Pty Ltd, 14 Kingsley Close, Rowville, VIC 3178 | Phone: (03) 8756 6500

Phoenix Distribution NZ Ltd, Unit1/9 Orbit Drive, Albany, Auckland, New Zealand 0632 (09) 475 0007