

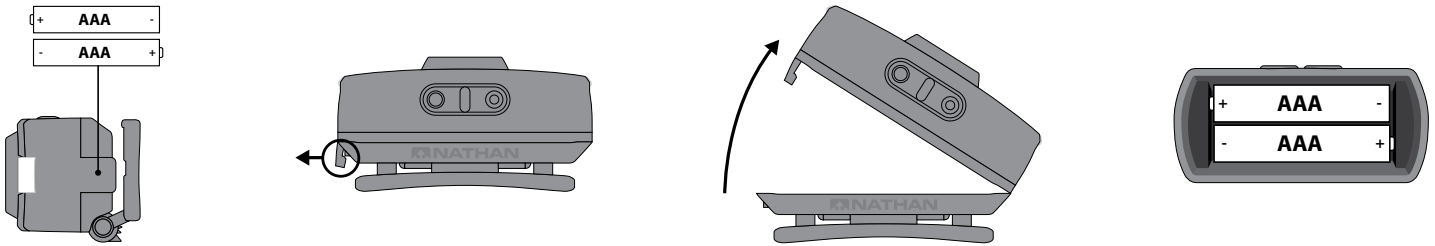


Neutron Fire™ R

USAGE INSTRUCTIONS

- >> To turn on, press and hold power button (1 for Color LEDs, 2 for Main LED) for 2-3 seconds.
- >> Click button 2 to cycle through main LED power modes (Low, Medium, High, Sprint).
- >> Double click button 2 to activate strobe from any other mode. Single click to return to low mode.
- >> Click button 1 to cycle through colored LED strobe modes.
- >> Double-click button 1 to change colored LED.
- >> To turn off, press and hold power button for 2-3 seconds.

TO REPLACE BATTERIES:



1. Color LED Power
2. Main LED Power

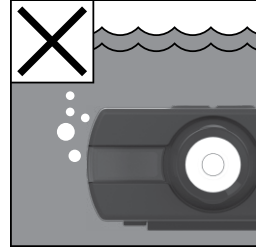
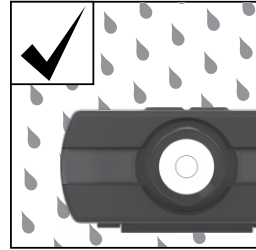


Neutron Fire™ R


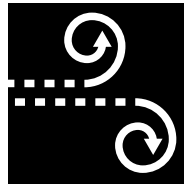
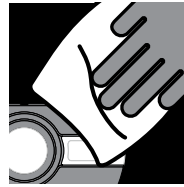


IPX4

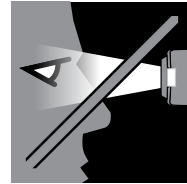

Weather Resistant



Cleaning and Drying



Lamp Precautions



Disposal

