

If you are a Windows user, please find the appropriate keycaps in the box, then follow the instructions below to find and replace the following keycaps.

Keychron K7

A Sleek, Compact Wireless Mechanical Keyboard

1 Connect Bluetooth

Press fn1 + Q (for 4 seconds)
and pair with device
named Keychron K7



BT ☒ Cable

Switch toggle to Bluetooth

2 Connect Cable



+

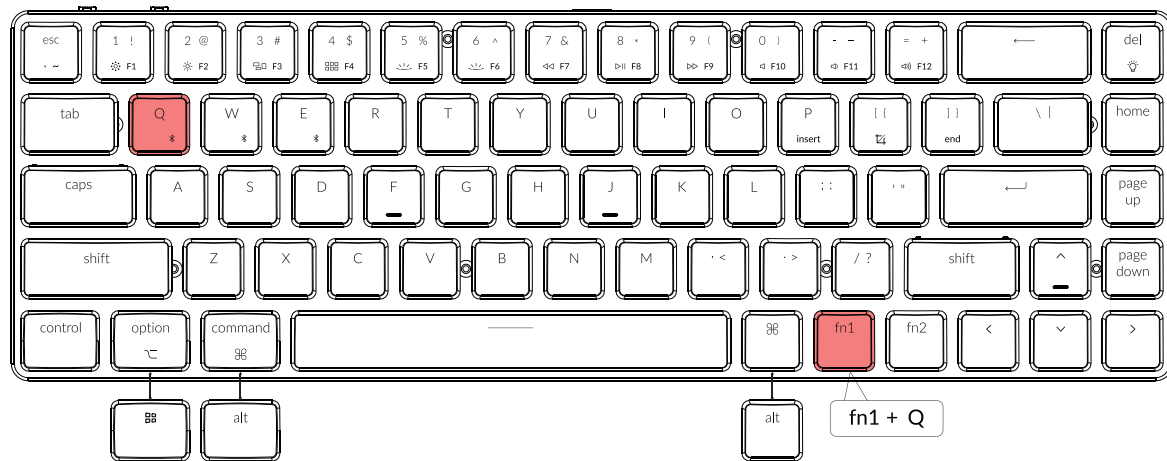


+



BT ☐ Cable

Switch toggle to Cable



A tactile mechanical keyboard for peak productivity

3 Change Light effect

Press fn1 + light effect key

fn1 + 



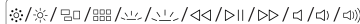
For RGB version - Press fn1 + right arrow / left arrow to change color



fn1 + < or >


4 Multimedia Key and Function Key

Multimedia keys



Function keys

F1 / F2 / F3 / F4 / F5 / F6 / F7 / F8 / F9 / F10 / F11 / F12

In order to get Multimedia Key, you need to press fn1 and  Key.


In order to get Function Key, you need to press fn2 and F1 / F2 / F3 / F4 / F5 / F6 / F7 / F8 / F9 / F10 / F11 / F12 Key.

5 Disable Auto Sleep Mode

The keyboard goes to Auto Sleep Mode in 10 minutes of sitting idle to save battery



Press fn1 + S + O (for 4 seconds) to disable the Auto Sleep Mode.
(If you want to go back to the Auto Sleep mode, press fn1 + S + O for 4 seconds again)



fn1 + S + O

6 Remap keys

We don't have an official software to remap the keys yet. But you can use these two software to get the job done. (Except the light effect key)

For Mac - Karabiner

Karabiner

For Windows - SharpKeys



SharpKeys

6.5

We have a Linux user group on facebook. Please search "Keychron Linux Group" on facebook. So you can better experience with our keyboard.



7 Turn Off the Backlight

In order to turn down the brightness of the backlight, you need to press fn1 + 
In order to turn up the brightness of the backlight, you need to press fn1 + 



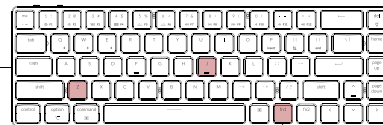
Press the fn2 + light effect key to quick turn on and off of the backlight.

fn2 + 



8 Factory Reset

Trouble shooting? Don't know what's going on with the keyboard?
Try factory reset by pressing fn1 + J + Z (for 4 seconds)



fn1 + J + Z

Not Happy

✉ support@keychron.com