



Preparation Guide & Surface Cleaning Sachets

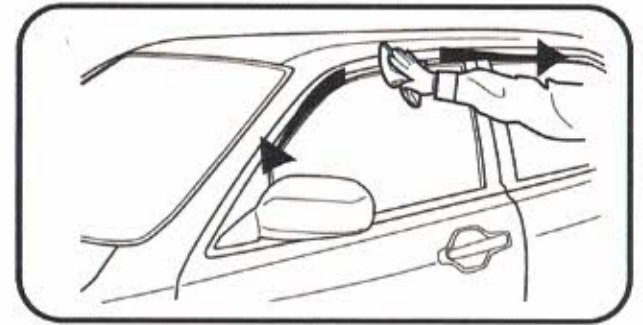
PREPARING THE SURFACE

It is **VERY** important to correctly prepare the surface ready for installation.

- Only apply to a clean dry vehicle. Do NOT install in wet weather conditions. (check your local weather forecast)
- The most effective temperature range to fit is between 20 - 40°C (68 - 104°F) To achieve this in a colder climate, we recommend keeping this product in your home overnight prior to installation.
- DO NOT move your vehicle within 12 hours after installation, this is to ensure a strong lasting bond.
- Within the first 48 hours of installation DO NOT allow the product to come into contact with water or exceed speeds 60 MPH (100 KM/H). After this initial 48 hours, continue to use your vehicle as normal.
- DO NOT Wash your vehicle for 72 hours after installation.

Do NOT peel off the adhesive tape backing at this stage.

1. Clean your vehicle using water only, Do NOT use detergent, polish or waxes. Allow to thoroughly dry.



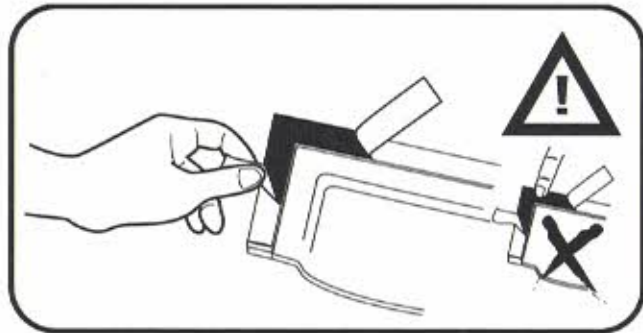
2. Use the sachets to clean the attachment area. Allow 5 minutes to dry.

Surface Cleaning Sachet A

Surface Cleaning Sachet A

INSTALLATION

After you have prepared the surface you are ready for installation. Make sure you are confident where the product will attach in the final position.



Once you are satisfied with the alignment, carefully peel off the backing from the tape and install....

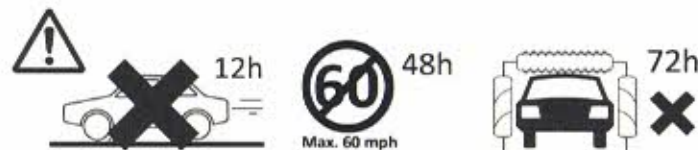
IMPORTANT: it's essential to get this correct first time as reattempting this will make the tape ineffective.



Now your product is installed, apply firm pressure to ensure a good bond.

AFTER INSTALLATION

- DO NOT move your vehicle within 12 hours after installation, this is to ensure a strong lasting bond.
- Within the first 48 hours of installation DO NOT allow the product to come into contact with water or exceed speeds 60 MPH (100 KM/H). After this initial 48 hours, continue to use your vehicle as normal.
- DO NOT Wash your vehicle for 72 hours after installation.



Safety Data Sheets (SDS) for the Surface Cleaning Sachets available to view at:

<https://autoclover-store.co.uk/pages/sds>



Visit our website www.autoclover-store.co.uk for more parts and accessories

Imported and Distributed by MRCH LTD
Unit 6 Black Venn Farm, Hartgrove,
Dorset SP7 0AS UK

MRCH

THANK YOU

Thank you for choosing Auto Clover

Auto Clover care about quality and this is why Auto Clover products are certified to the latest IATF 16949 and ISO 9001 standards by UTAC CERAM.

Auto Clover also care about the environment and are proudly ISO 14001 certified, meaning it is certified by the most recognised international standard for environmental management systems.

