



JAMES MICHELLE

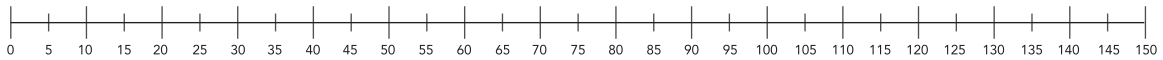
LOOKING FOR YOUR RING SIZE?

Don't worry babe, we have you covered!

Please print this guide for a quick + easy way to find your perfect fit.


(psst. Please do not use this on your mobile or screen. For a more accurate fit, it must be printed.)

MILLIMETERS

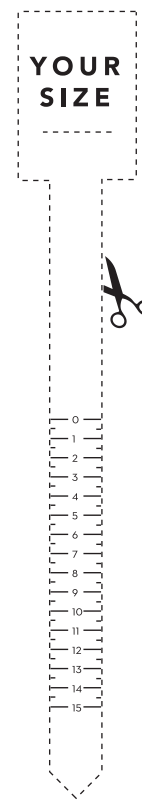


**Please kindly confirm that the ruler above shows the proper sizing by matching it up with a real ruler.*

DO YOU HAVE A RING THAT IS THE PERFECT SIZE ALREADY?



This will be a breeze. Please place your current ring on top of the printed circles to find the one that matches it perfectly.



We do offer a ring-sizer that can be shipped directly to you, but if you're too excited & are ready to order your ring now, then please print this up. Once printed, cut along the dotted lines, including the slit just below the words "YOUR SIZE." Slip the pointed end through the slit to make a loop and slip it onto your finger like a ring. Tighten the loop around your finger where you would want your ring to sit. Make sure snug but still able to fit over your knuckle. Happy shopping.