

MEGA 410W

10BB HALF-CELL Black Monocrystalline PERC PV Module



Excellent Cells Efficiency

MBB technology reduce the distance between busbars and finger grid line which is benefit to power increase.



Better Weak Illumination Response

More power output in weak light condition, such as haze, cloudy, and early morning.



Anti PID

Ensured PID resistance through the quality control of cell manufacturing process and raw materials.



Adapt To Harsh Outdoor Environment

Resistant to harsh environments such as salt, ammonia, sand, high temperature and high humidity environment.



TIER 1

Global, Tier 1 bankable brand, with independently certified advanced automated manufacturing.



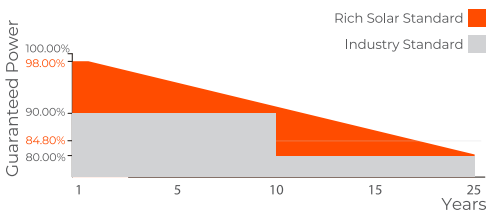
Excellent Quality Management System

Warranted reliability and stringent quality assurances well beyond certified requirements.



Improved Aesthetics

Compared to conventional modules, this full black modules have a more uniform appearance and superior aesthetics.



 **12 years product guarantee**
25 years output guarantee

*Please check the valid version of Limited Product Warranty which is officially released by RICH SOLAR INC.



IEC61215 / IEC61730 / IEC61701 / IEC62716 / UL61730

ISO 9001: Quality Management System

ISO 14001: Environmental Management System

ISO 45001: Occupational Health and Safety Management System

CAUTION: READ SAFETY AND INSTALLATION INSTRUCTIONS BEFORE USING THE PRODUCT.

© 2023 RICH SOLAR All rights reserved. Specifications included in this datasheet are subject to change without notice.

ELECTRICAL CHARACTERISTICS | STC*

Nominal Power Watt Pmax(W)*	410W
Maximum Power Voltage Vmp(V)	31.30V
Maximum Power Current Imp(A)	13.10A
Open Circuit Voltage Voc(V)	37.50V
Short Circuit Current Isc(A)	13.84A
Module Efficiency (%)	20.97%

*The data above is for reference only and the actual data is in accordance with the practical testing.

*STC (Standard Test Condition): Irradiance 1000W/m², Module Temperature 25°C, AM 1.5.

*Measuring tolerance: ±3%, all the electrical characteristics such as Power, Im, Vm and FF are within +3% tolerance.

ELECTRICAL CHARACTERISTICS | NMOT*

Maximum Power Pmax(Wp)	306.30Wp
Maximum Power Voltage Vmpp(V)	29.10V
Maximum Power Current Imp(A)	10.53A
Open Circuit Voltage Voc(V)	35.00V
Short Circuit Current Isc(A)	11.18A

*NMOT (Nominal module operating temperature): Irradiance 800W/m², Ambient Temperature 20°C, AM 1.5, Wind Speed 1m/s.

TEMPERATURE RATINGS

NMOT	44°C±2°C
Temperature Coefficient Of Pmax	-0.35%/°C
Temperature Coefficient Of Voc	-0.29%/°C
Temperature Coefficient Of Isc	0.05%/°C
Working Conditions	
Maximum System Voltage	1500V DC
Operating Temperature	-40°C~+85°C
Maximum Series Fuse	25A
Front Side Maximum Static Loading	Up to 5400 Pa
Rear Side Maximum Static Loading	Up to 2400 Pa

*Remark: Do not connect Fuse in Combiner Box with two or more strings in parallel connection.

*Remark: Electrical data in this catalog do not refer to a single module and they are not part of the offer. They only serve for comparison among different module types.

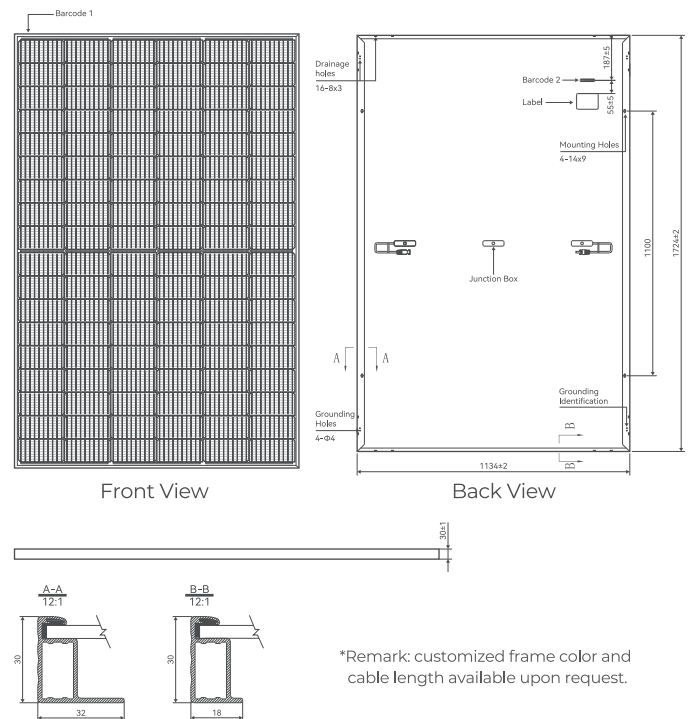
*Caution: Please be kindly advised that PV modules should be handled and installed by qualified people who have professional skills and please carefully read the safety and installation instructions before using our PV modules.

PACKAGING CONFIGURATION

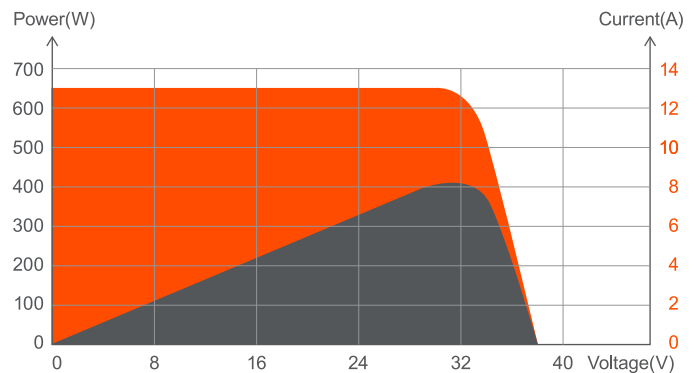
Piece/Box	36
Piece/Container(40'HQ)	936

*Please be kindly advised that PV modules should be handled and installed by qualified people who have professional skills and please carefully read the safety and installation instructions before using our PV modules.

DIMENSIONS(MM)



I-V CURVES OF PV MODULE / P-V CURVES OF PV MODULE (Incident Irrad.=1000 W/m²)



MECHANICAL DATA

Solar Cells	Mono PERC
Cells Orientation	108 (6×18)
Module Dimension	1724×1134×30mm (With Frame)
Weight	20.5±1.0kg
Glass	3.2mm, High Transmission, AR Coated Heat Strengthened Glass
Junction Box	IP 68, 3 diodes
Cables	4 mm ² , 350 mm (With Connectors)
Connectors	MC4-compatible