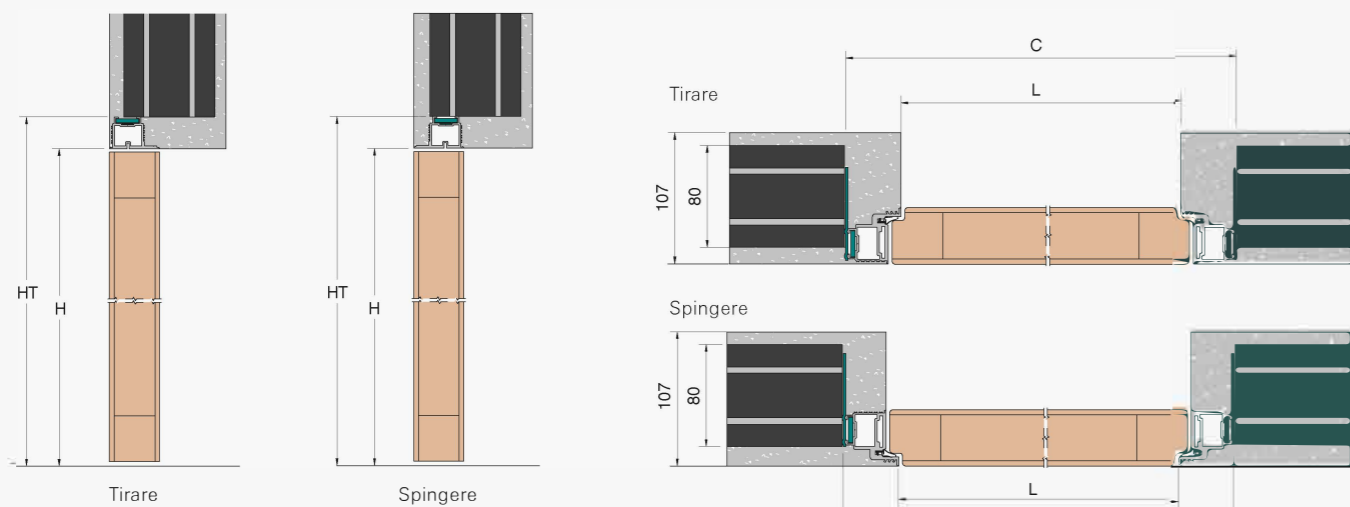




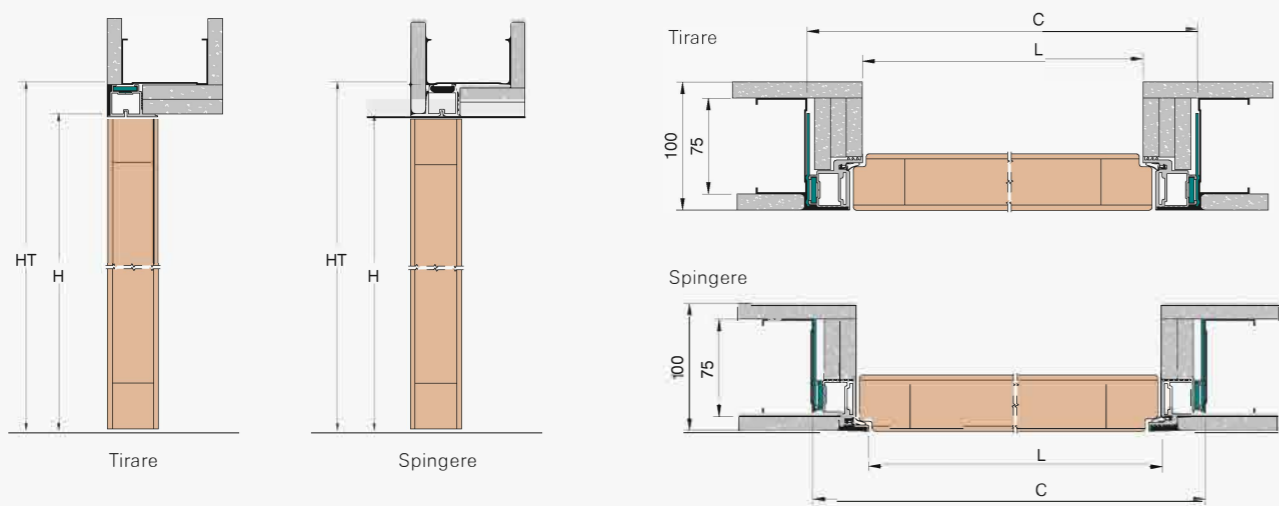
XREVERX

REVERSIBILE: XRS

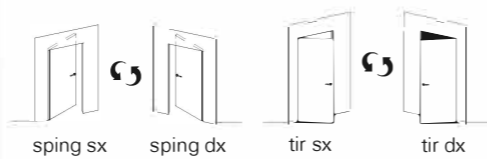
INTONACO



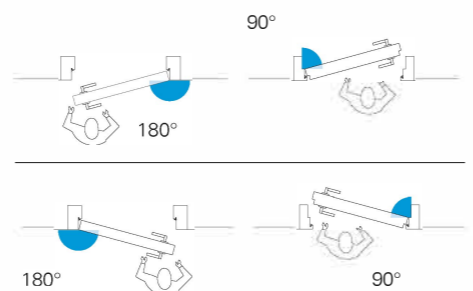
CARTONGESSO



LUCE PASSAGGIO L x H	MISURA PORTA L1 x H1	INGOMBRO C x HT
600 x 2100	613 x 2094	690 x 2130
700 x 2100	713 x 2094	790 x 2130
800 x 2100	813 x 2094	890 x 2130
900 x 2100	913 x 2094	990 x 2130



GRADO DI APERTURA



MISURE REALIZZABILI

LARGHEZZA
L da 600 a 900 mm

ALTEZZA
H 2100 mm

CALCOLO DELL'INGOMBRO

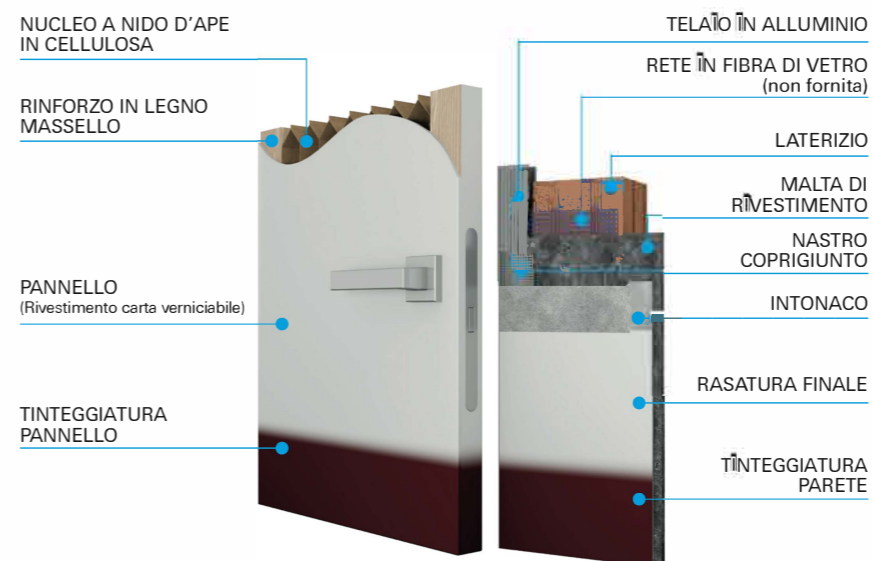
LARGHEZZA
L + 90 mm

ALTEZZA
H + 30 mm


FUORI STANDARD E PERSONALIZZAZIONE

Per quotazioni relative a telai filo muro battente fuori standard in larghezza o altezza o per personalizzare il pannello con maniglie/serrature particolari rivolgersi a tecnico@ermetika.it

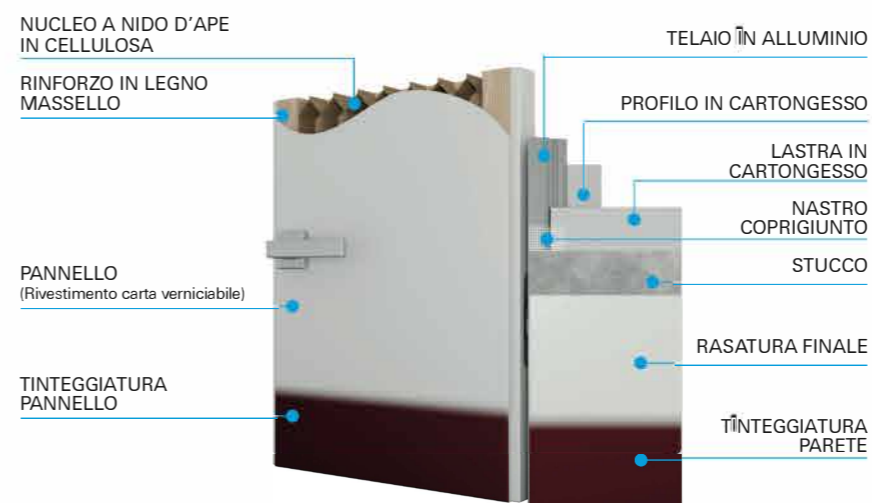
Tirare Intonaco




Spingere Intonaco



Spingere Cartongesso



Tirare Cartongesso



Contenuto del Kit

- 2 cerniere regolabili su 3 assi
- Serratura magnetica standard
- Guarnizione in schiuma poliuretana
- Nastro coprigiunto