



boat WAVE PLAY

Thank you for choosing the boAt Wave Play as your fitness transformation companion.

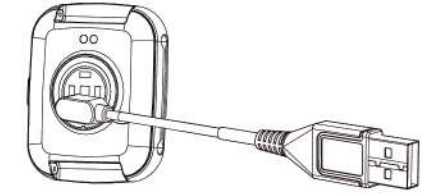
Allow this manual to guide you through the functioning of your smartwatch. Please read it thoroughly before using it for a smooth sail. You may refer to these instructions for later use as well.



- PACKAGE CONTAINS:**
- boAt Wave Play x1
 - USB magnetic charging cable x1
 - User Manual x1
 - Warranty Card x1

CHARGING THE WATCH

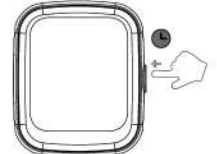
The smartwatch must be charged before initial use. It takes 2 hours to be fully charged. Connect and charge the watch with the image below as a reference, using a 5V/2A adapter.



Note: Once your watch is at 10% battery, it will automatically switch to power saving mode which will disable all functions.

TURNING THE WATCH ON/OFF

To turn the watch on/off, long-press the side button for 3-5 seconds. You can wake the screen by lifting your wrist.



CONNECTING TO THE APP

1. Download the boAt Crest app on your phone.

Available on both App Store (iOS 13.0 and above) and Google Play Store (Android 6.0 and above)

OR

Scan [QR CODE] (Also available on the watch)

2. Connect the device with the boAt Crest app

3. Select Wave Play on the home screen of the app and click pair to connect.

4. To use all features of your Wave Play seamlessly, tap on 'yes' to the 'connection' and 'grant access' system prompt.

5. Turn your phone's Bluetooth and GPS on.

6. Disable battery optimization



Note: To ensure connectivity throughout your journey, make sure the app is allowed to run in the background of your phone at all times. iPhones will not prompt any information unless you complete Bluetooth pairing with WAVE Play.

SYNCING YOUR SMARTWATCH TO THE APP

Data Synchronization

- Open the app on your phone.
- Make sure your Wave Play is connected to the app
- Synchronization will start automatically once you enter the app interface.

Note: Synchronize data at least once a day to avoid data loss in the watch.

NAVIGATING THROUGH THE FUNCTIONS

SWIPE UP FOR MAIN MENU

Activities

Click on the sports mode icon to choose from 10 different sports modes: Walking, Treadmill, Running, Badminton, Football, Basketball, Tennis, Yoga, Dancing, Indoor Cycling. To pause or stop the exercise, press the home button, click finish to end the exercise.



Note: *All records will be available on the app if you keep it synchronized.

Activity Records

Tap to check Activity Records of the day.



Maintenance:

Regularly clean your wrist and the strap of the smartwatch, especially after sweating during exercise or being exposed to substances such as soap or detergent, which may get stuck on the other end of the product.

Do not wash the strap with a household cleanser. Please use soap less detergent, rinse thoroughly and wipe with a piece of soft towel or napkin.

For spots or stains that are not easy to remove, scrub the area with rubbing alcohol and then follow the above procedure.

FAQ

Search for the app to connect keeps falling

1. Keep the boAt Crest app updated to the latest version
2. Close all the programs on the watch→Stop and restart Bluetooth and GPS→Connect again
3. Check and enable notification functions of your phone and keep the phone and watch in close contact.

Note: Make sure your phone system meets Android 6.0 and above and iOS 13.0 and above.

My Wave Play is receiving no alerts, texts, or phone calls

Make sure smart reminders on the app are on and synced to the Wave Play. Also make sure your notification center of the phone is displaying messages. Only then will your smartwatch also display those notifications. Make sure app is running in the background and battery optimization feature on the phone is disabled.

My Bluetooth keeps getting disconnected

1. Make sure there is not more than 7m distance between Bluetooth on the phone & the watch.
2. There is no obstacle in between the watch and the phone.
3. Make sure the app is running in background

Notes: All data will be erased if watch is reset

Swipe down for shortcut menu

You can access DND, Alarms, Clock, Find My Phone, Brightness, Settings

Swipe left to access all data

You can access daily activity and SpO2, heart rate monitor, sleep monitor, notifications from here.

PRODUCT PARAMETERS:

Model	boAt Wave Play
Screen Type	1.69" HD Display
Battery Capacity	220 mAh
Net weight	46g
Bluetooth version	Bluetooth 5.0
Working temperature	0° ~ 45° Celsius
Charging time	about 2.5 hours
Working time	up to 15 days
Maximum transmission power	7.5dBm
Frequency band	2402 ~ 2480 MHz

WAVE PLAY USER MANUAL

Camera Control Mode

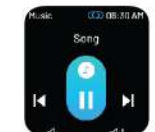
Tap on the remote camera icon on your watch Wave Play to click a photo from your phone.



Notes: Turn the camera on from your phone to use this feature.

Music Control

Tap on the remote music control icon on your watch wave play to play music from your phone



***Note:** Some app with different protocols might not work.

Find My Phone

Tap on this icon to find your phone. Once enabled, your phone will start ringing and vibrating. Tap again to stop it.



Notes: Your watch Wave Play should be connected to your phone via Bluetooth and within its range for this feature to work.

Settings

Watch Faces

Tap on this icon to change your watch face.



Screen Sleep

Tap on this to set screen sleep duration.



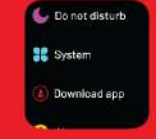
Vibration

Tap on this to turn on vibration.



Do Not Disturb

Tap on this to disable all notifications except alarms.



System

Restart

Tap on this to restart your watch.



Power off

Tap on this to switch your watch off.



Factory Reset

Tap on this to reset watch data.



Which functions of the Wave Play need Bluetooth to work?

Call & Text Notifications, Find My Phone, music control, camera control, weather forecast, cloud and custom watch faces and need Bluetooth connectivity to work.

Will it be okay to take a bath wearing the Wave Play?

The IP68 water resistance will only work under the following conditions:
 (1) Maximum depth of water: 1.5m (2) Maximum time for exposure to water: 10 minutes
 The watch isn't suitable for hot baths, hot springs, saunas, snorkeling, diving, water skiing and other wading or deep-water activities with high-speed water flow.

SAFETY & PRODUCT INFORMATION

Battery

- Do not disassemble, bore or damage the battery.
- Do not disassemble the built-in batteries of non-replaceable battery devices.
- Do not use sharp objects to remove the battery.

Health Warning

- If you are wearing a pacemaker or other implanted electronic devices, please consult your doctor before using the heart rate monitor of the watch.
- The optical heart rate sensor will glow green. If you suffer from epilepsy or are sensitive to blinking light sources, please consult your physician before wearing this device.
- The device tracks your daily activities through sensors. This data is intended to tell you about your daily activities such as steps, sleep, distance, heart rate and calories, but may not be completely accurate.

The device accessories, heart rate sensor, oxygen level monitor, and other relevant data is designed for fitness and not for medical purposes. They are not applicable to the diagnosis, monitoring, treatment or prevention of any diseases or symptoms. The heart rate and blood pressure data is for reference only. We're not responsible for any deviation in data. Avoid wearing the watch too tightly. Make sure you keep your skin dry - the area that comes in contact with the watch. If symptoms such as redness or swelling appear on your skin, immediately stop using the watch and consult the doctor.

Things to keep in mind

- Sync data everyday days to avoid data loss.
- Water Resistance will not work for seawater, acidic and alkaline solutions, chemical reagents & other corrosive liquid. The damage or defects caused by misuse or improper use are not covered by the warranty.
- Sports modes support up to 6 hours of exercise at a time.
- Avoid wearing the watch too tight in daily use. Keep the parts of skin touching the watch dry.
- Keep your arm still while measuring data for accurate measurement.

Disclaimer: This product is an electronic monitoring product and is not intended as a medical reference. We reserve the right to modify or improve any of the functions described in this manual without any prior notice. At the same time, we hold the right to continuously update the product content.

CAUTION

RISK OF EXPLOSION IF BATTERY IS REPLACED BY AN INCORRECT SUBSTITUTE.
 DISPOSE OF USED BATTERIES ACCORDING TO THE INSTRUCTIONS.

Old electrical appliances must not be disposed of together with the residual waste, but have to be disposed of separately. The disposal at the communal collecting point via private persons is for free. The owner of old appliances is responsible to bring the appliances to these collecting points or to similar collection points. With this little personal effort you contribute to recycle valuable raw materials and treatment of toxic substances.

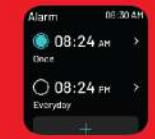
Timer

Tap on this to turn on the timer.



Alarm

Tap on this to set an alarm on your watch.



Flashlight

Tap on this to turn your dial into a flashlight.



WAVE PLAY

