


WAVE GLORY



USER MANUAL

PACKAGE CONTAINS:

- boAt Wave Glory x1
- USB magnetic charging cable x1
- User Manual x1
- Warranty Card x1

CONNECTING TO THE APP

- Download the boAt Wearable app on your phone. Available on both App Store (iOS 12.0 and above) and Google Play Store (Android 7.0 and above) OR
- Scan the QR code on the home screen of the app and click pair to connect.
- Click on "pair" when you get a prompt to connect with WGLORYBT. This is required if you want to attend calls on your watch.
- Alternatively, you can go to your phone's setting and pair WGLORYBT manually.
- To use all features of your Wave Glory seamlessly, tap on 'yes' to the 'connection' and 'grant access' system prompt.
- Turn your phone's Bluetooth and GPS on.
- Disable battery optimization

Scan [QR CODE] (Also available on the watch)

Add up to 10 contacts from boAt Wearables app. You can select any contact to directly dial from the watch.

Call History

You can find recently received, missed and outgoing call logs in the recent calls of the watch.

Dialpad

Use a dialer to dial any number from the watch.

NAVIGATING THROUGH THE FUNCTIONS

SHORT PRESS THE UPPER SIDE BUTTON FOR THE MAIN MENU

DIAL

Contacts

Add up to 10 contacts from boAt Wearables app. You can select any contact to directly dial from the watch.

Call History

You can find recently received, missed and outgoing call logs in the recent calls of the watch.

Dialpad

Use a dialer to dial any number from the watch.

Sports

Tap on the sports icon to choose from: Running, Treadmill, Walking, Cycling, Basketball, Badminton, Football, Yoga, Free Movement and more! You can also add your preferred sports using the 'Personalization' sign. Tap on your preferred activity to begin. To pause or stop the exercise, press the side button, click finish to end the exercise. You can also access Sports Mode by swiping right on your home screen.

Notes: All records will be available on the app if you keep it synchronized

Record

You can view the records of your workouts here.

Activity

Click on this to check your daily activity data like step count, calorie and distance covered.

Heart Rate Monitor

Wear the watch on your wrist, then click on the icon to start measurements. You can also view the data on the app.

Note: Measurements are for reference only and not for medical purposes.

SpO2 monitoring

Wear the watch on your wrist, then click on the icon to start measurements. You can also view the data on the app.

Note: Measurements are for reference only and not for medical purposes.

Stopwatch

Click on this to start the stopwatch on your watch.

Stress monitoring

Click this option to start the stress monitoring. Make sure you wear your watch on your wrist properly to get the accurate results. Analysis of the measurement is Relax: 1-29 Normal: 30-59 Medium: 60-79 High: 80-100

Note: Measurements are for reference only and not for medical purposes.

Notifications

Click on this to check your notifications

Sleep Monitor

Tap on the icon to review the sleep data of the previous night. Once the asleep criteria are met, your smartwatch will start recording from 8 pm at night to 10 am in the morning the next day. Once you lie down and watch detects no movement for 30 minutes, it will start recording, and will stop recording if it detects excessive movement. You can check the data on the app only after the awake criteria is met.

You can also track sleep scores on the boAt Wearables app.

Note: For accurate sleep data recording, the asleep criteria have to be met which includes limited movement, wrist positions and angles, and more. The awake criteria will be met only after it records some noticeable movement

Weather

Connect with the boAt wearables app to get daily weather updates on the watch

Breathing Exercise

Click on the breath training icon to regulate your breathing with the instructions given to relax.

Alarm Clock

Tap on this to set an alarm on your watch.

Camera Control

Tap on the remote camera icon on your smartwatch to click a photo from your phone.

Note: Turn the camera on from your phone to use this feature.

Music Player

Tap on the remote music control icon on your watch to play music from your phone.

Note: Some apps with different protocols might not work.

Timer

Tap on this to turn on the timer.

AI Voice Assistant

Tap on this to enable "Ok google" and "siri" on the app and give the command from the watch.

Note: Make sure the watch is connected with the app


Find My Phone

Tap on this icon to find your phone. Once enabled, your phone will start ringing and vibrating. Tap again to stop it.

Note: Your smartwatch should be connected to your phone via Bluetooth and within its range for this feature to work.

Thank you for choosing the boAt Wave Glory as your fitness transformation companion.

Allow this manual to guide you through the functioning of your smartwatch. Please read it thoroughly before using it for a smooth sail. You may refer to these instructions for later use as well.



Calendar

Click on calendar to check the date, day and month.

Game

Tap on this to access the built-in game.

World Clock

Click on world clock to check time across the globe.

Calculator

Tap on this icon to do all the calculations in your smartwatch.

QR Code

Scan and download the boAt Wearables App from here.

SETTINGS

Dial Setting

Select and change the watch faces from here. Alternatively, you can long press the home screen to switch between the watch faces.

GENERAL

Raise your hand to light the screen

Adjust the screen time out from here and to adjust the wake time.

Password

You can set or change your watch password from here.

Screensaver

Enable the screensaver and choose from digital dial and pointer dial

Brightness

Tap on this to adjust the brightness.

Theme

Tap on this icon to set the theme.

Power off

Tap on this to switch your watch off.

Reboot

Tap on this to reboot your watch.

Factory reset

Tap on this to reset watch data.

About

Shows the device details.

SWIPE RIGHT TO ACCESS SPLIT SCREEN FOR RECENTLY USED APPS

You can control the recently used activities here

SWIPE LEFT TO ACCESS ALL DATA

You can access heart rate, activity, stress, SpO2, and add more activities.

SWIPE DOWN FOR SHORTCUT MENU

You can access DND, Brightness, timer, camera control, flashlight, settings.

SWIPE UP TO ACCESS THE NOTIFICATIONS.

You can check all the notifications from here. Click the delete icon to delete all the notifications.

ROTATE THE UPPER SIDE BUTTON FOR WATCH FACES

You can change the watch faces by rotating the upper side button.

PRODUCT PARAMETERS

Model	boAt Wave Glory
Screen type	1.96" HD Display
Battery capacity	290 mAh
Net weight	47.5g
Bluetooth version	BLE 5.0+ 3.0 Dual Mode
Working temperature	-10°C - 50°C
Charging time	up to 2 hours
Working time	up to 3 days with BT calling, up to 7 days in normal mode
Water Resistance	IP67
Frequency band	No

MAINTENANCE

Regularly clean your wrist and the strap of the smartwatch, especially after sweating during exercise or being exposed to substances such as soap or detergent, which may get stuck on the other end of the product. Do not wash the strap with a household cleanser. Please use soap less detergent, rinse thoroughly and wipe with a piece of soft towel or ragkin. For spots or stains that are not easy to remove, scrub the area with rubbing alcohol and then follow the above procedure.

FAQ

Search for the app to connect keeps failing

- Keep the boAt Wearables app updated to the latest version
- Close all the programs on the watch -> Stop and restart Bluetooth and GPS -> Connect again
- Check and enable the notification functions of your phone and keep the phone and watch in close contact.

Note: Make sure your phone system meets Android 7.0 and above and iOS 12.0 and above.

My Watch Wave Glory is receiving no alerts, texts, or phone calls

Make sure smart reminders on the app are on and synced to the Wave Glory. Also make sure your notification center of the phone is displaying messages. Only then will your smartwatch also display those notifications. Make sure app is running in the background and battery optimization feature on the phone is disabled.

My Bluetooth keeps getting disconnected

- Make sure there is not more than 7m distance between Bluetooth on the phone and the watch.
- There is no obstacle in between the watch and the phone.
- Make sure the app is running in background

Which functions of the Wave Glory need Bluetooth to work?

Call & Text Notifications, Find My Phone, music control, camera control, weather forecast, cloud and custom watch faces and Bluetooth calling need Bluetooth connectivity to work.

Will it be okay to take a bath wearing the Wave Glory?

The IP67 water resistance will only work under the following conditions:
 (1) Maximum depth of water: 1.5m (2) Maximum time for exposure to water: 10 minutes
 The watch isn't suitable for hot baths, hot springs, saunas, snorkelling, diving, water skiing and other wading or deep-water activities with high-speed water flow.

SAFETY & PRODUCT INFORMATION

Battery

Do not disassemble, bore or damage the battery.
 Do not disassemble the built in batteries of non-replaceable battery devices.
 Do not use sharp objects to remove the battery.

HEALTH WARNING

- If you are wearing a pacemaker or other implanted electronic devices, please consult your doctor before using the heart rate monitor of the watch. The optical heart rate sensor will glow green. If you suffer from epilepsy or are sensitive to blinking light sources, please consult your physician before wearing this device.
- The device tracks your daily activities through sensors. This data is intended to tell you about your daily activities such as steps, sleep, distance, heart rate and calories, but may not be completely accurate.

THE DEVICE ACCESSORIES, HEART RATE SENSOR, OXYGEN LEVEL MONITOR, AND OTHER RELEVANT DATA IS DESIGNED FOR FITNESS AND NOT FOR MEDICAL PURPOSES. THEY ARE NOT APPLICABLE TO THE DIAGNOSIS, MONITORING, TREATMENT OR PREVENTION OF ANY DISEASES OR SYMPTOMS. THE HEART RATE AND BLOOD PRESSURE DATA IS FOR REFERENCE ONLY. WE'RE NOT RESPONSIBLE FOR ANY DEVIATION IN DATA.

Avoid wearing the watch too tightly. Make sure you keep your skin dry - the area that comes in contact with the watch. If symptoms such as redness or swelling appear on your skin, immediately stop using the watch and consult the doctor.

THINGS TO KEEP IN MIND

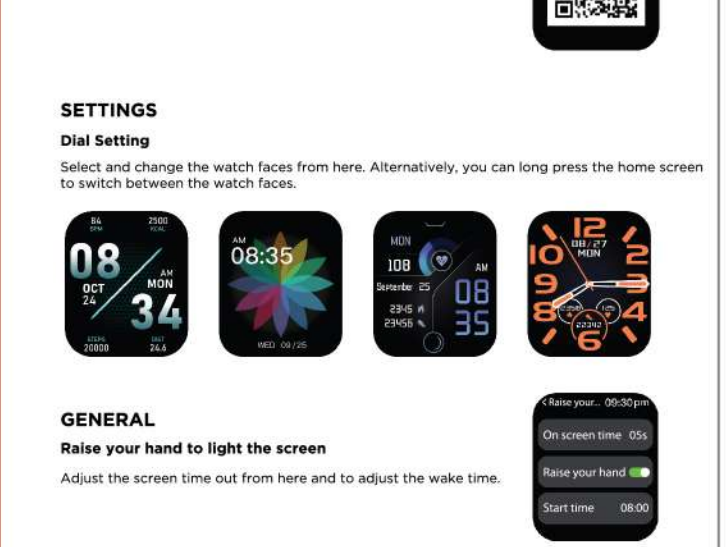
- Sync data everyday days to avoid data loss.
- Water Resistance will not work for seawater, acidic and alkaline solutions, chemical reagents and other corrosive liquid. The damage or defects caused by misuse or improper use are not covered by the warranty.
- Sports modes support up to 6 hours of exercise at a time.
- Avoid wearing the watch too tight in daily use. Keep the parts of skin touching the watch dry.
- Keep your arm still while measuring data for accurate measurement.

Disclaimer: This product is an electronic monitoring product and is not intended as a medical reference. We reserve the right to modify or improve any of the functions described in this manual without any prior notice. At the same time, we hold the right to continuously update the product content.

CAUTION

RISK OF EXPLOSION IF BATTERY IS REPLACED BY AN INCORRECT SUBSTITUTE. DISPOSE OF USED BATTERIES ACCORDING TO THE INSTRUCTIONS.

Old electrical appliances must not be disposed of together with the residual waste, but have to be disposed of separately. The disposal at the communal collecting point via private persons is for free. The owner of old appliances is responsible to bring the appliances to these collecting points or to similar collection points. With this little personal effort you contribute to recycle valuable raw materials and treatment of toxic substances.



WAVE GLORY