

WAVE ELEVATE PRO



WAVE ELEVATE PRO

Thank you for choosing the Wave Elevate Pro as your fitness transformation companion.

Allow this manual to guide you through the functioning of your smartwatch. Please read it thoroughly before using it for a smooth sail. You may refer to these instructions for later use as well.

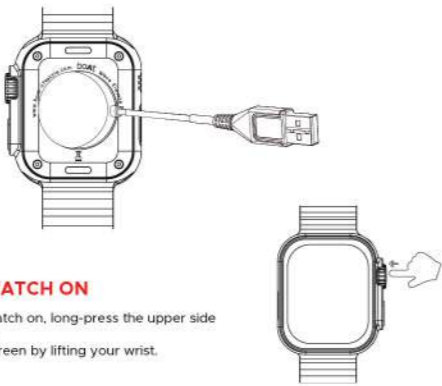


USER MANUAL

- Package Contains:**
- Wave Elevate Pro x1
 - USB magnetic charging cable x1
 - User Manual x1
 - Warranty Card x1

CHARGING THE WATCH

The smartwatch must be charged before initial use. It takes up to 2 hours to be fully charged. Connect and charge the watch with the image below as a reference, using a 5V/2A adapter.



TURNING THE WATCH ON

To restart or turn the watch on, long-press the upper side button for 3-5 seconds. You can wake up the screen by lifting your wrist.

CONNECTING TO THE APP

1. Download the boAT Crest app on your phone.



Available on both App Store (iOS 12.0 and above) and Google Play Store (Android 7.0 and above) OR

Scan [QR CODE] (Also available on the watch)

2. Connect the device with the boAT Crest app; ensure that the phone's Bluetooth as well as the GPS functionalities are turned on
3. Select Elevate Pro on the app's home screen and click pair to connect.
4. Once connected, you will get an alert to connect with ELEVATEPRO_XXXX, click pair if need to receive or make calls from the watch
5. To use all your Elevate Pro features seamlessly, tap on 'yes' to the 'connection' and 'grant access' system prompt.
6. Disable battery optimization



Note: To ensure connectivity throughout your journey, make sure the app is allowed to always run in the background of your phone.

SYNCING YOUR SMARTWATCH TO THE APP

Data Synchronization

- Open the app on your phone.
- Make sure your Wave Elevate Pro is connected to the app.
- Synchronization will start automatically once you enter the app interface.

Note: Synchronize data at least once a day to avoid data loss in the watch.

NAVIGATING THROUGH THE FUNCTIONS

SHORT PRESS THE UPPER SIDE BUTTON FOR MAIN MENU

Call

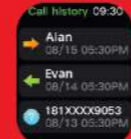
Contacts

Add up to 10 contacts from boAT Crest app. You can select any contact to directly dial from the watch.



Call History

You can find recently received, missed, and outgoing call logs in the call history of the watch.



Dial

Use a dialer to dial any number from the watch.



Activity

Click on this and swipe up to check your daily activity data like calories, distance covered and step count.



Heart Rate Monitor

Wear the watch on your wrist, then click on the icon to start measurements. You can view the detailed data by swiping up or through the app.



About

Shows the device details.



Record

Sync your smartwatch to the app to get a detailed record of your activities.



SWIPE DOWN TO ACCESS THE NOTIFICATIONS

You can check all the notifications from here.

SWIPE UP TO ACCESS THE SHORTCUT MENU

You can access AOD, Wake Gesture, Flashlight, DND, Brightness, Settings, Phone, Calculator, Vibration, Battery, Stopwatch, Password.

SWIPE LEFT TO ACCESS ALL DATA

You can access heart rate, daily activity, stress, and SpO2. You can also customize the data according to your preferences.

SWIPE RIGHT TO ACCESS WIDGET CONTROL

You can access the widget control feature from here.

SHORT PRESS THE LOWER BUTTON TO LOCK THE SCREEN

You can lock the screen by short-pressing the lower button.

FUNCTIONALITY OF UPPER SIDE BUTTON

You can change the watch faces by rotating the upper side button. You can also move up and down the menu by rotating the upper side button. Long press the button to go to the voice assistant feature.

PRODUCT PARAMETERS:

Model	Wave Elevate Pro	Charging time	3 to 3.5 hours
Screen type	1.96" AMOLED Display	Working time	8 to 10 days
Battery capacity	250mAh	Water Resistance	IP67
Net weight	65g(silicone version); 56.5g(nylon version)	Frequency band	2402-2480Mhz
Bluetooth version	5.3		
Working temperature	-10°C- 60°C		

My Wave Elevate Pro is receiving no alerts, texts, or phone calls
Make sure smart reminders on the app are on and synced to the Elevate Pro. Also make sure your notification center of the phone is displaying messages. Only then will your smartwatch also display those notifications. Make sure app is running in the background and battery optimization feature on the phone is disabled.

My Bluetooth keeps getting disconnected
1. Make sure there is not more than 7m distance between Bluetooth on the phone & the watch.
2. There is no obstacle in between the watch and the phone.
3. Make sure the app is running in background

Which functions of the Wave Elevate Pro need Bluetooth to work?
Call & Text Notifications, Find My Phone, music control, camera control, weather forecast, cloud and custom watch faces and need Bluetooth connectivity to work.

Weather

Connect with the boAT crest app to get daily weather updates on the watch.



Alarm

Tap on this to set an alarm on your watch.



Music

Tap on the remote music control icon on your watch to play music from your phone.



Breathing Exercises

Click on the breath exercises icon to regulate your breathing by doing breathing exercises. You can set the time and level of exercise.



Timer

Tap on this to turn on the timer.




Find Phone

Tap on this icon to find your phone. Once enabled, your phone will start ringing and vibrating. Tap again to stop it.
Note: Your smartwatch should be connected to your phone via Bluetooth and within its range for this feature to work.



Game

Tap on this to access the built-in game.



Calendar

Click on the calendar to check the date, day, and month.



Voice Assistant

Tap on this to enable the voice assistant feature and give the command from the watch. The results will be seen on the phone.
Note: Make sure the watch is connected to the app and the phone is unlocked



Calculator

Tap on this icon to do all the calculations in your smartwatch.



Always on Display

Click on this to enable always on display. You can also select Digital, and Analog AOD mode.



Camera

Tap on the remote camera icon on your smartwatch to click a photo from your phone.



Note: Turn the camera on from your phone to use this feature.

Do not Disturb

Tap on this to turn on the Do Not Disturb mode.



Bedside Clock

Click on this to enable the bedside clock.



World clock

Click on the world clock to check time across the globe.



Reboot

Tap on this to reboot the watch.



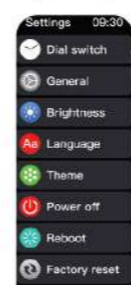
QR code

Tap on this and scan the bar code from mobile to connect the smartwatch.



SETTINGS

Tap on this icon to change your watch face.



General

Tap on this to enable a wake gesture.

Password

Tap on this to set a password.

Brightness

Tap on this to adjust the brightness.

Theme

Tap on this to select a theme

Power Off

Tap on this to switch your watch off.

Factory Reset

Tap on this to reset watch data.
*Note: All data will be erased if watch is reset

MAINTENANCE:

Regularly clean your wrist and the strap of the smartwatch, especially after sweating during exercise or being exposed to substances such as soap or detergent, which may get stuck on the other end of the product.
Do not wash the strap with a household cleanser. Please use soap less detergent, rinse thoroughly and wipe with a piece of soft towel or napkin.
For spots or stains that are not easy to remove, scrub the area with rubbing alcohol and then follow the above procedure.

FAQ

Search for the app to connect keeps failing

1. Keep the boAT Crest app updated to the latest version
2. Close all the programs on the watch → Stop and restart Bluetooth and GPS → Connect again
3. Check and enable notification functions of your phone and keep the phone and watch in close contact.

Note: Make sure your phone system meets Android 7.0 and above and iOS 12.0 and above.

My Wave Elevate Pro is receiving no alerts, texts, or phone calls

Make sure smart reminders on the app are on and synced to the Elevate Pro. Also make sure your notification center of the phone is displaying messages. Only then will your smartwatch also display those notifications. Make sure app is running in the background and battery optimization feature on the phone is disabled.

My Bluetooth keeps getting disconnected

1. Make sure there is not more than 7m distance between Bluetooth on the phone & the watch.
2. There is no obstacle in between the watch and the phone.
3. Make sure the app is running in background

Which functions of the Wave Elevate Pro need Bluetooth to work?
Call & Text Notifications, Find My Phone, music control, camera control, weather forecast, cloud and custom watch faces and need Bluetooth connectivity to work.

Contacts

Click on this to add contacts from boAT Crest app.



Notifications

You can check all the notifications from here.



Sleep Monitor

Tap on the icon to review the sleep data of the previous night. Once the asleep criteria are met, your smartwatch will start recording from 8 pm at night to 10 am in the morning the next day. Once you lie down and watch detects no movement for 30 minutes, it will start recording and stop recording if it detects excessive movement.

You can check the data on the app only after the awake criteria is met.
You can also track sleep scores on the watch or through the boAT Crest app.



Note:

- *For accurate sleep data recording, the asleep criteria have to be met, including limited movement, wrist positions and angles, and more.
- *The awake criteria will be met only after it records some noticeable movement

- Avoid wearing the watch too tight in daily use. Keep the parts of skin touching the watch dry.
- Keep your arm still while measuring data for accurate measurement.

Disclaimer: This product is an electronic monitoring product and is not intended as a medical reference. We reserve the right to modify or improve any of the functions described in this manual without any prior notice. At the same time, we hold the right to continuously update the product content.

CAUTION

RISK OF EXPLOSION IF BATTERY IS REPLACED BY AN INCORRECT SUBSTITUTE.

DISPOSE OF USED BATTERIES ACCORDING TO THE INSTRUCTIONS.

Old electrical appliances must not be disposed of together with the residual waste, but have to be disposed of separately. The disposal at the communal collecting point via private persons is for free. The owner of old appliances is responsible to bring the appliances to these collecting points or to similar collection points. With this little personal effort you contribute to recycle valuable raw materials and treatment of toxic substances.

