

IMMORTAL

111



boat

IMMORTAL 111

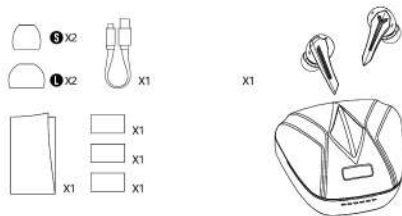
Get ready to immerse yourself in musical bliss with your very own pair of boAt Immortal 111. Please consider this manual as your guiding map towards the unparalleled shores of musical bliss. Knowledge of Bluetooth and device connectivity is essential for steering this boat and therefore we strongly recommend thorough reading of this manual. Also, you may refer to the same at times when you face any sort of difficulty.



User Manual

PACKAGE CONTAINS:

- 1x Pair of TWS Earbuds
- 1x Charging Case
- 1x Type-C Charging Cable
- 2x Pairs of Extra Earmuffs
- 1x User Manual
- 1x Warranty Card
- 1x Catalogue
- 1x FAQ Card



POWER ON (FIRST TIME USER)

Step 1: To switch the earbuds (Smart Power On) simply open the lid of the charging case (when earbuds are inside). Courtesy our IWP™ (Insta Wake N' Pair) technology, the earbuds power on automatically, get connected and enter the connection mode

OR

Long touch the CTC (Capacitive Touch Control) on both earbuds for 3 secs to manually power on the earbuds.

Step 2: After powering on, the earbuds enter the Connection Mode, indicated by alternate red and blue LED flashes.

CONNECTION MODE

Step 3: Turn on the Bluetooth functionality on your phone/media device & scan
Step 4: Search for 'Immortal 111' and pair accordingly.

Congratulations! Your earbuds are now connected successfully via Bluetooth

Note:

- Pairing mode lasts for 5 minutes. If the pairing time is missed, then you will need to reconnect the earbuds and follow the above-mentioned procedure.
- Immortal 111 remembers previously connected devices; once switched on, the earbuds automatically reconnect to the previously connected devices in working range.



SINGLE EARBUD USAGE

Step 1: Please note that both the earbuds can be used in mono mode. Use Smart / Manual Power On for switching on the desired earbud

Step 2: The selected earbud automatically enters the connection mode indicated by LED flashes

Step 3: Turn on Bluetooth on your phone/media device and search for 'Immortal 111' to connect

Notes:

- To switch to Stereo mode, simply take out the other earbud from the case. It will automatically power on and pair with the previously selected earbud, hence enabling Stereo usage
- You cannot skip tracks or return to the previous tracks in Mono (single-earbud) mode

QUICK GUIDE ON FUNCTIONALITIES

- 3 Seconds: Long touch left CTC for 3 sec to activate voice assistant
- 3 Seconds: Long touch both CTCs for 3 seconds to manually power on
- 5 Seconds: Long touch both CTCs separately for 5 seconds to manually power off.
- 5 Seconds: Long touch both CTCs for 5 seconds to perform factory reset.



CHARGING THE EARBUDS

Step 1: Please insert the earbuds back inside the case in correct orientation and close the lid.
(The LED on the earbuds and case will blink 3 times, Which indicates it's in charging state)

Note:

Before using the earbuds for the first time, it is recommended to fully charge the earbuds. Also, please keep the lid of the charging case closed while charging.

CHARGING THE CASE

Step: To charge the case, plug one end of the provided cable into the case and connect the other end to a computer/ wall adapter/ powerbank, etc. While the case is on charging, the LED will be in breathing mode. When the case gets fully charged, the charging case automatically switches off.

BASIC FUNCTIONS

- Voice Assistant: Long touch the left CTC for 3 seconds to activate default voice assistant
- Answer: Single tap CTC on either earbud to answer an incoming call
- Hang Up / Reject Call: Double tap the CTC on either earbud to end / reject call
- Play/Pause Music: Single tap either earbud's CTC to play or pause music
- Next Track: When playing music, double tap the right earbud's CTC to skip to the next song
- Previous Track: When playing music, double tap the left earbud's CTC to return to the previous song

Note:

- Volume can only be controlled via the media device

boat



VOICE ASSISTANT

Step 1: Long touch the CTC on left earbud for 3 seconds to activate default smart voice assistant

Step 2: The respective voice assistant screen pops up and you may place your commands at ease

Tips: You may try out the following commands,

What is the weather?
Play a song
Set a reminder



Note: If the voice assistant doesn't get triggered, then the functionality has to be first enabled via your media device settings.

BEAST™ MODE

Long touch the right CTC for 3 seconds to switch to Low Latency mode, also known as the BEAST™ Mode. Once switched on, it gets notified via a sound prompt. Long touch the right CTC for 3 seconds once again, to turn it off and return to standard Music Mode. Made for the Gamers - By Gamers, BEAST™ Mode reduces the latency significantly and improves the overall gaming experience

ENX™ TECH

Our ENX™ (Environmental Noise Cancellation) tech algorithm cancels out the background noise so that you can be heard crystal clear via voice calls. One need not activate ENX™ as the 4x mics are already equipped with the same and activated by default.

Deliver your voice without interruptions anywhere – traffic, railway stations, airports, work space; literally anywhere!

SMART POWER OFF

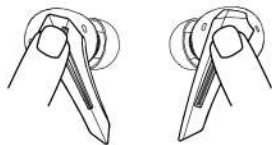
Step 1: After usage, remove both the earbuds from your ears

Step 2: Place the earbuds back into the charging case in correct orientation and close the lid
The earbuds automatically switch off (and enter charging mode).

MANUAL POWER OFF

Step 1: Long touch CTC for 5 seconds (Left & Right separately) to manually power off each earbuds.

Step 2: Once the earbuds get turned off, place them back inside the case and close the lid.



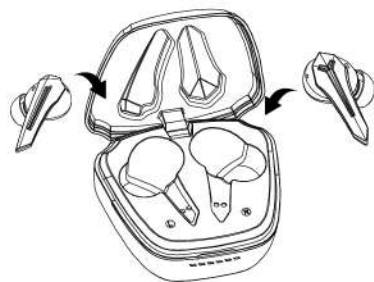
FACTORY RESET

Perform the factory reset in case you feel any difficulty while operating your Immortal.

*NOTE: Before performing reset, clear "Immortal 111" from pairing device history by forgetting device

- Step 1: Take out both the earbuds from the case
- Step 2: Long touch CTC on both the earbuds for 5 seconds
- Step 3: Place the earbuds inside the case, close the lid and wait for 5 seconds
- Step 4: Take out the earbuds from the case and perform a fresh connection

Congratulations! Your Immortal 111 has been Reset



SPECIFICATIONS

Headphone Type	TWS
Bluetooth Version	V5.3
Music Playtime	Up to 10HRS per charge; Up to 30HRS additional with Case (at 60% volume)
Number of ENX™ Equipped Mics	4
IWP™ Tech	Yes
BEAST™ Mode	Yes; 40ms low latency
Transmission Range	10m
Driver Size	2 x 13mm
Supported Codec	AAC/SBC
Frequency	20HZ-20KHZ
Battery	400mAh (Case); 40mAh*2 (Earbuds)
Charging Time	30mins - 45mins (Earbuds) ; up to 1.5 hours (Case)
Charging Interface	USB Type C
Water Resistance	IPX4
Earbud's Weight	4g