




Assembly Instructions

Hardware (included)			
key	description	image	pcs
A	Screw		4
B	Anchor		4

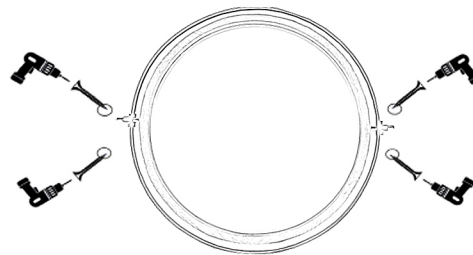
Tools (not included)			
key	description	image	pcs
1	Hand Drill		1

Step 1



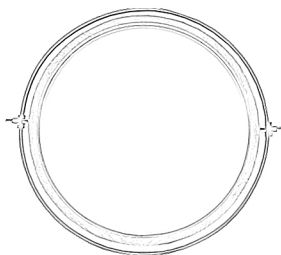
Install anchors in the drywall. Position anchors according to the metal hardware holes to ensure an aligned installation.

Step 2



Install screws in the anchors through metal hardware holes

Step 3



View of completed installment.

Made in India