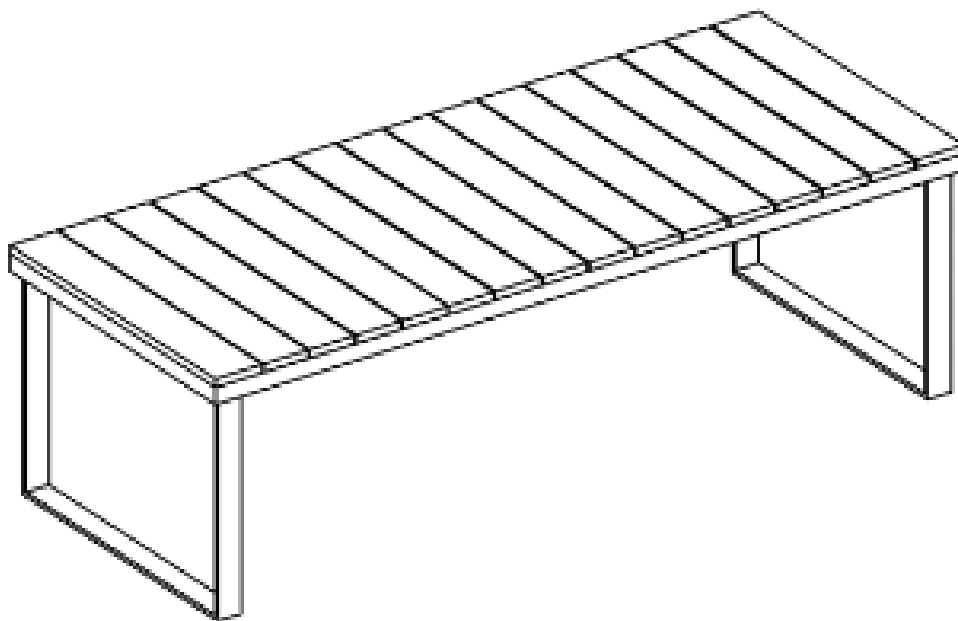




## Care & Assembly Instructions

Oso Wooden Dining Table - Reclaimed Wood & Iron - 78 x 180 x 94.5cm  
OT0701

Oso Wooden Dining Table - Reclaimed Wood & Iron - 77 x 220 x 90cm  
OT1201





Please read these instructions and check the pack contents carefully before attempting assembly.

Choking Hazard: In its unassembled state this product contains small parts which could be a choking hazard for children under 3 years old.

Regularly check all fastenings to ensure that they are properly tightened.

## Care Instructions

### Features of natural reclaimed hardwood

This item is made of reclaimed hardwood timber. It is important to understand its unique properties; these properties should not be mistaken for flaws.

### Wood Shading and Grain

Each piece will have a slightly different grain pattern. Variation in colour, shading and grain between different parts of the same product can occur, this is a normal feature of all natural wood.

### Knots

Knots are a natural property of all wooden furniture; they add interest to each piece and do not affect performance.

### Cracks

Hardwoods can develop cracks along the grain after they have been exposed to the elements, this is a natural property and not a flaw.

### Cleaning & storage

A yearly clean with warm water removes algae and pollution to restore the timber surface. Do not use any abrasive or corrosive cleaning products.

Although hardwood used for outdoor furniture is high in oil content making it weather resistant we do advise storing in a dry place over the winter months to prolong the life of your furniture.

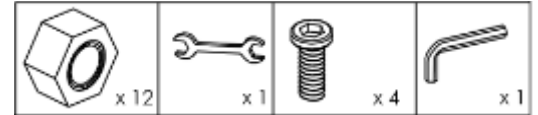
### Care

If your furniture becomes stained, scratched, chipped or suffers other damage, we recommend professional help sought to restore it.

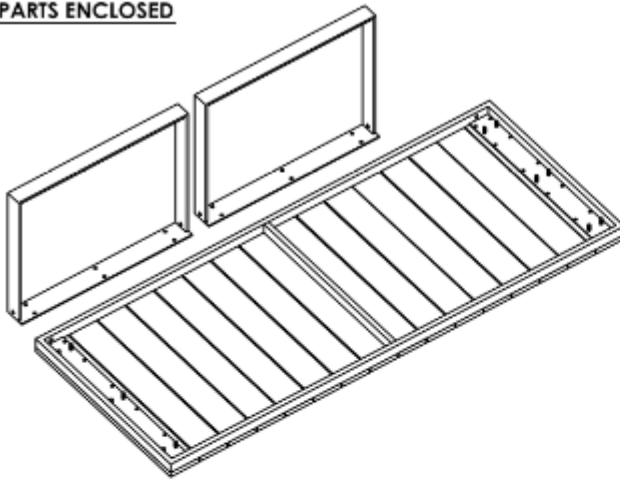
# nkuku

HOME AND LIFESTYLE

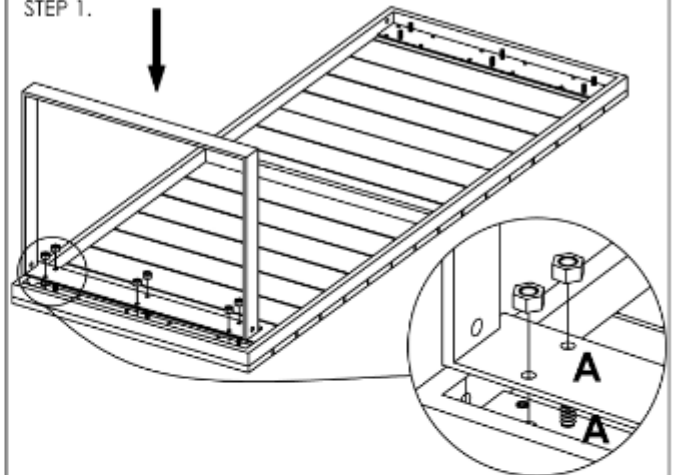
Tools enclosed:



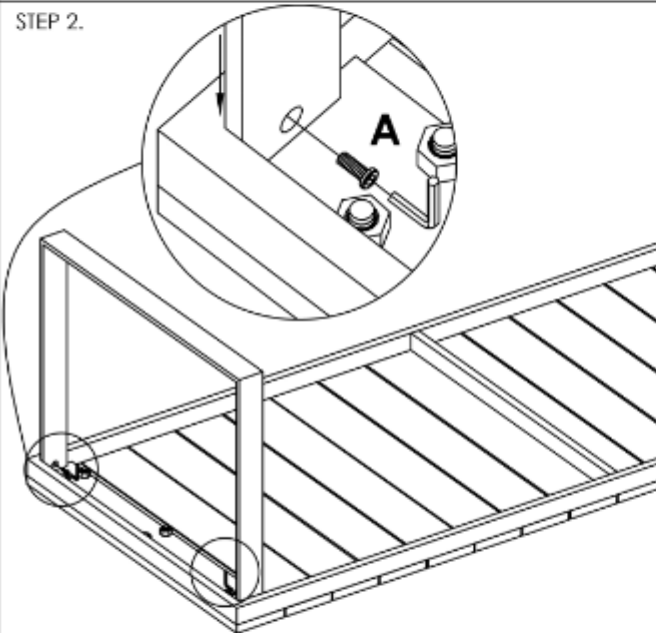
## PARTS ENCLOSED



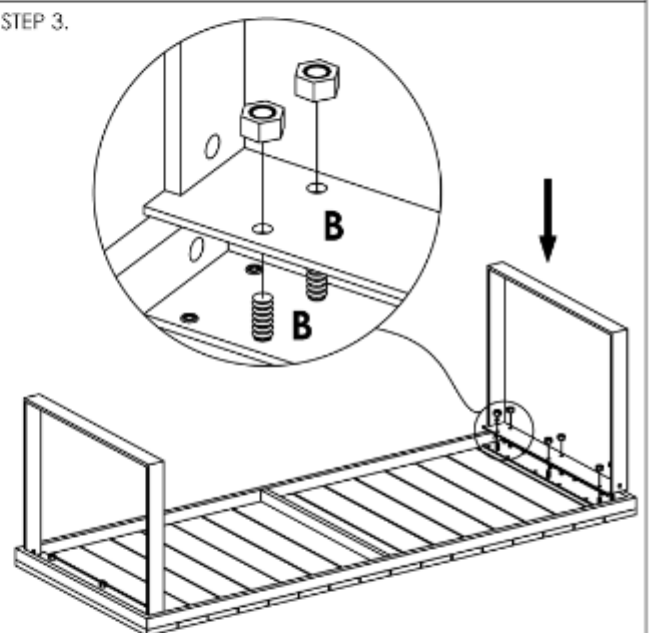
## STEP 1.



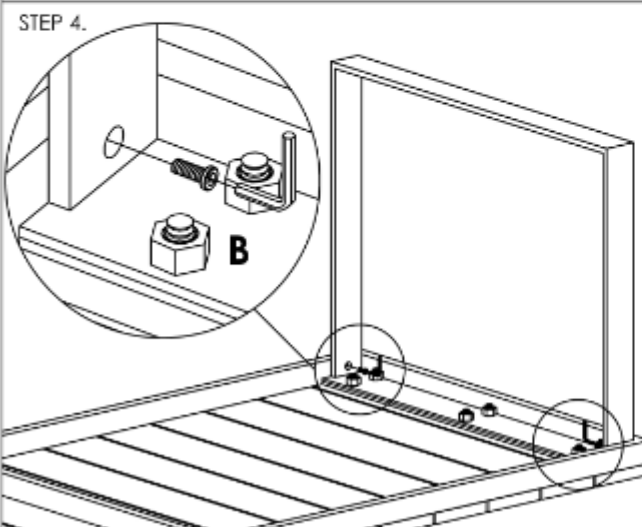
## STEP 2.



## STEP 3.



## STEP 4.



## FINAL PRODUCT

