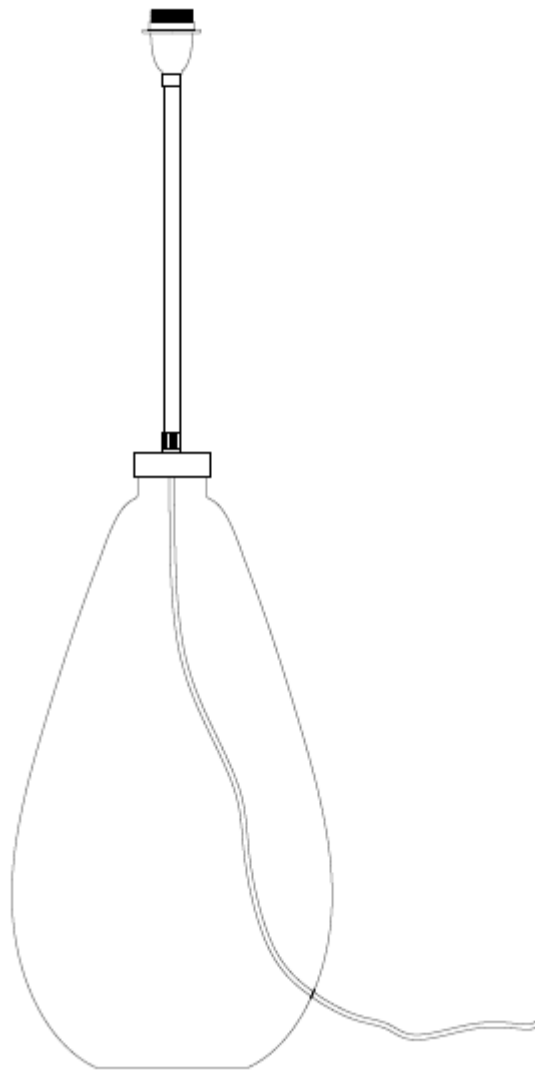


nkuku

HOME AND LIFESTYLE

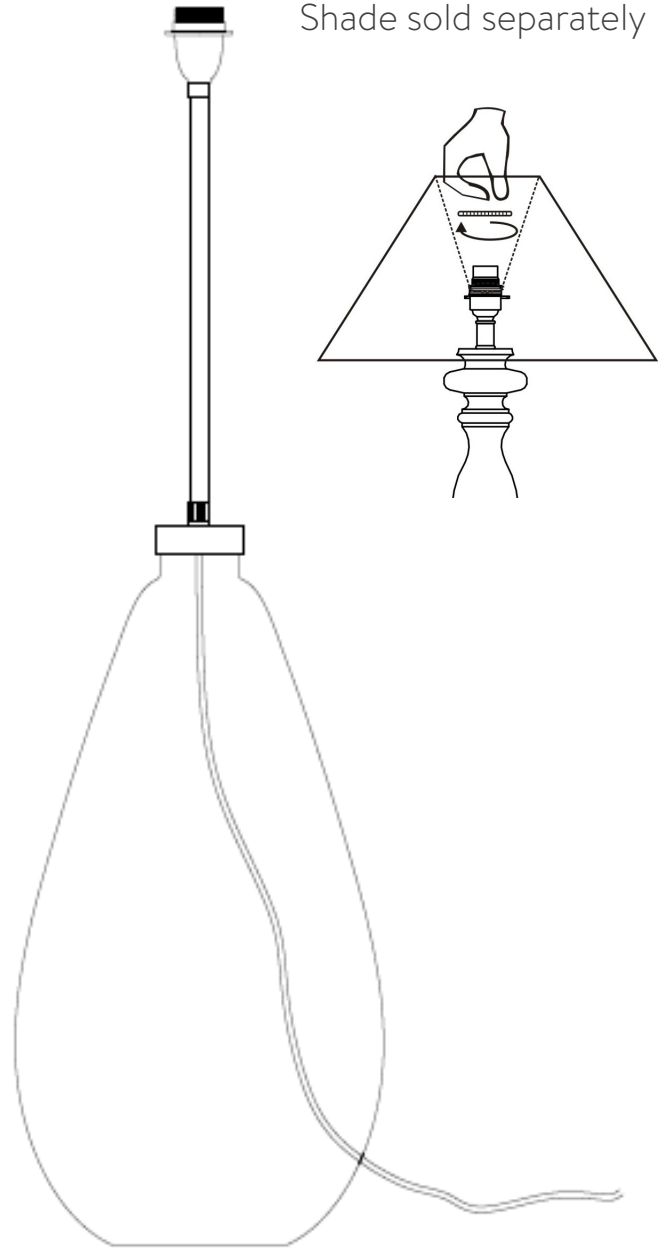
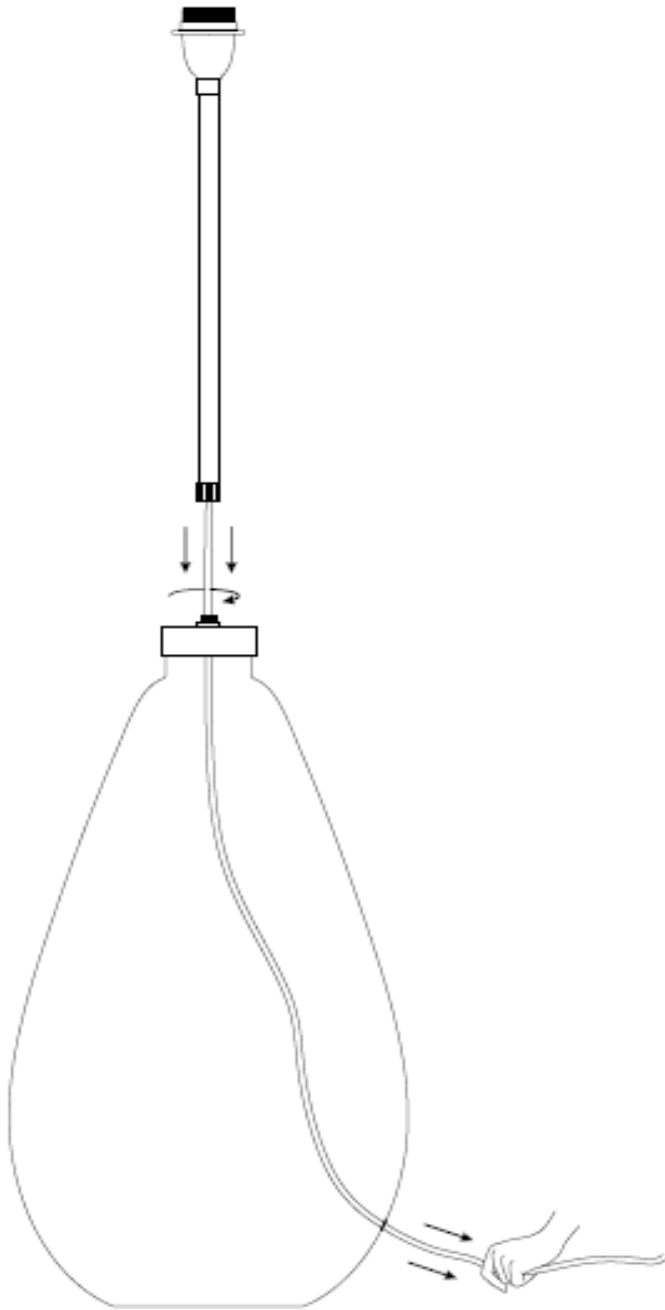
ASSEMBLY INSTRUCTIONS

BABA FLOOR LAMP
BL1301



WWW.NKUKU.COM
T:+44(0)1803 866847
E:INFO@NKUKU.COM

PLEASE NOTE:
Shade sold separately



BABA FLOOR LAMP

CARE AND CLEANING

Finish - we recommend cleaning with a soft dry cloth. Do not use abrasive materials as these will damage the finish.

BULB TYPE

E27 - Max 70W. Do not exceed the wattage stated. When changing a bulb, always switch off at the mains and allow the bulb to cool before handling.

FITTING THE PLUG

This luminaire is suitable for both UK and EU plug sockets. On opening, the EU plug is sitting inside the UK plug adapter.

To fit in the UK, make sure the EU plug is securely in place inside the adapter and the screw(s) on the underside of the plug are fixed tightly. This is now ready for use.

To fit using the EU plug remove the screw(s) from the underside of the plug. Open the UK plug and take out the EU plug. This is now ready to be used. Please dispose of the UK plug adapter responsibly.

ENVIRONMENT FRIENDLY

Dispose of used bulbs carefully.