

FELLOW



Wholesale Catalog

This way to a brighter, less boring morning.

We're on a mission to give you the gear, the guidance, and the coffee to make your brewing routine a moment of creativity. Whether you're a world brewing champion or a brewing beginner, you should have fun with the craft of coffee.

Let's brew big things together!

Cheers,
The Fellow Team

Contact

intlsales@fellowproducts.com

Online

[Fellowproducts.com](https://fellowproducts.com)

San Francisco Store

820 Valencia Street
San Francisco, CA 94110

Los Angeles Store

1342 1/2 Abbot Kinney Blvd,
Venice, CA 90291

Office

560 Alabama Street
San Francisco, CA 94110



We're here because you should never have to choose between design and performance.

Fellow began as a Kickstarter campaign in 2013 by our founder Jake Miller. Today, we are a mighty, coffee-obsessed team made up of product, marketing, sales, customer service, and retail specialists.

We have two retail locations, our flagship Fellow Store + Playground in San Francisco's Mission District and the Fellow Store on Abbot Kinney Blvd in Venice, Los Angeles. Each store is an interactive space, where you can brew a cup, share a tip, take a class, or just talk shop. If you can't visit us IRL, we love virtual visitors at @fellowproducts.

O



New Products

Opus Conical Brew Grinder

Matte Black + Matte White



Carter Cold Tumbler

Matte Black, Matte White, Matte Grey, Stone Blue, Peri Twinkle, Mint Chip




Tally Pro Precision Scale



Fellow In The Wild

Check out the most talented baristas and coffee professionals in the world wielding our products!



Matt Winton
2021 World
Brewers Cup Champion



Elika Liftee
2020 & 2022 U.S.
Brewers Cup Champion



Andrea Allen
2020 U.S.
Barista Champion



Kaley Gann
2019 U.S.
Brewers Cup Champion



Jooyeon Jeon
2019 World
Barista Champion



Jia Ning Du
2019 World
Brewers Cup Champion



Chad Wang
2017 World
Brewers Cup Champion

Awards

Named one of Fast Company's Most Innovative Companies of 2023
Winner of SCA 2021 Best New Product & Red Dot Winner: Ode Brew Grinder
Winner of SCA 2021 Best Vessel Design: Carter Move Mug
Winner of SCA 2022 Best New Product: Clara French Press



As Seen In...

COSMOPOLITAN

RollingStone

BAZAAR

VICE

BuzzFeed

design\milk[®]

SPRUDGE

Esquire

MARTHA STEWART Living

GOOD HOUSEKEEPING

MEN'S JOURNAL

FOOD & WINE

the spruce

dwell

VOGUE

Forbes

FAST COMPANY

the Strategist

SELF

WWD

We design all Fellow products with one thing in mind:
creating the best coffee drinking experience.

Now you can print your branding and artwork
on our award-winning gear and share ridiculously
good coffee with your team and customers.

CUSTOMIZE YOUR GEAR

How It Works

1. Pick A Product

Choose a product to customize from
our award-winning lineup.

2. Pick An Application

Engraving:

Blast off the powdercoat and show
off a shiny stainless steel look.

Color printing:

Unlimited colors and 360° wrap.


3. Send Us Your Artwork

Work with our team and let us know
what you are looking for. We'll review
your artwork and recommend the
best printing method.

4. Review And Approve

We make it happen. Your customization
goes into production then gets delivered
straight to you.





Stagg EKG Electric Pour-Over Kettle

The Electric Pour-Over Kettle for Coffee Lovers
Meet Stagg EKG, an electric pour-over kettle that pours as good as it looks. Variable temperature control, 1200 watts for a quick heat time, and a world of features for ultimate control.



PID Controller

Stagg EKG's PID controller steadily maintains the perfect temperature as efficiently as possible.



Brew Stopwatch

After your water is heated, Stagg EKG's built-in Brew Stopwatch can time your brew for the perfect cup of coffee.



Fahrenheit or Celsius

Put the calculator away. No more converting to your preferred setting.



reddot award 2018
winner



60-Minute HOLD Mode

When the toggle on the back is switched to HOLD mode, the Stagg EKG will maintain your desired temperature in either Fahrenheit or Celsius for 60 minutes.



Quick Heat Time

A blazing fast heat time, powered by a 1200 watt heating element means even less time spent waiting in pursuit of the perfect cup.



To-The-Degree Temperature Control

Turn the knob, select your desired temperature ranging from 135°F to 212°F, and Stagg EKG does the rest. No more guessing degrees or "about" boiling.



Corvo EKG Electric Kettle

The Electric Kettle That Does It All

Meet Corvo EKG, the electric kettle at the intersection of beauty and brains. Variable temperature control, 1200 watts for a quick heat time, and a world of features for ultimate control.



PID Controller

Corvo EKG's PID controller steadily maintains the perfect temperature as efficiently as possible.



Brew Stopwatch

After your water is heated, Corvo EKG's built-in Brew Stopwatch can time your brew for the perfect cup of coffee.



Fahrenheit or Celsius

Put the calculator away. No more converting to your preferred setting.



1200W QUICK HEAT TIME

No need to unload the dishwasher while you wait for your water to heat!



60-Minute HOLD Mode

With the HOLD switch on, Corvo EKG will maintain your desired temperature in either Fahrenheit or Celsius for 60 minutes.



To-The-Degree Temperature Control

By turning the knob, you select your desired temperature ranging from 57°C to 100°C, and Corvo EKG does the rest.



Also available in Matte Black + Walnut finish

Stagg Pour-Over Kettle

The Pour-Over, Perfected.

Stagg's beautifully functional design kicks your brewing up a notch. Enjoy an intuitive, steady pour and precision temperature.



Brew-Range Thermometer

The red range highlights optimal brew temperature between 91°C - 96°C.



Counterbalanced Handle

Back that mass up. Stagg's weighted handle shifts the center of mass closer to your hand for an easier pour.



Precision Pour Spout

A slow and steady pour wins the race. Stagg's spout is designed for the optimal pour-over flow rate.

Colors + Finishes

Stagg Pour-Over Kettle



Matte Black

1.0 Liters



Matte White

1.0 Liters



Polished Steel

1.0 Liters



Polished Copper

1.0 Liters

Clyde Stovetop Tea Kettle

A Workhorse Kettle For Pulling A Heavy Load

High-grade stainless for the best build quality, a large 1.7 liter boiling capacity, and a two-tone harmonic whistle for a unique alert. This ain't your grandma's tea kettle.



One-Handed Magic Pour

Open sesame. The wide-mouth magic spout stays sealed until you start pouring. No more flipping open the whistle cap to a flood of hot steam.



Two-Tone Harmonic Whistle

At boiling, two notes merge for a hot water harmony. Because a kettle shouldn't sound like a screeching banshee.

XL

Workhorse Capacity

Multi-refill mornings, entertaining, or big families, Clyde knows how to work a crowd.

Raven Stovetop Tea Kettle + Steeper



Integrated Tea Filter

To give your tea leaves space to expand and unfurl, the filter's steeping basket was intentionally designed to be roomy.



Steep-Range Thermometer

A few degrees can be the difference between an unforgettable cup of tea and the one you wish you could forget.



2-In-1 Heat And Steep

Heat water then steep tea all with one vessel. Raven's tea filter conveniently sits in the kettle.



Eddy Steaming Pitcher

A Barista's Paintbrush

Meet Eddy Steaming Pitcher, the barista's paintbrush for pouring precise latte art. The fluted spout, unique sharp front crease, and tapered body work in tandem to Monet your milk.



Ribbon Handle

Born from extensive user testing with baristas, Eddy's handle is intentionally open-ended to hold any way you want. Each barista's personal pouring style can easily be accommodating by this first-of-its-kind ribbon shape.



Available in Polished Steel – 355 ml (12 oz) & 532 ml (18 oz)



Available in Graphite – 355 ml (12 oz) & 532 ml (18 oz)



Sharp Front Crease

Eddy's unique sharp front crease runs the length of the body. This crease moves milk forward toward the spout in one seamless motion for an intuitive pour.



Tapered Body

Spins milk more consistently for silky smooth micro-foam.

Heat Product Details

Stagg EKG Electric Pour-Over Kettle



Materials	Electrical Specs
304 18/8 stainless steel, BPA-free plastic handle and lid pull	Voltage: 220-240 V~ Frequency: 50-60 Hz Watts: 1200-1428 W
Size Specs	Product SKUs
Dimensions (LxWxH): 292 mm x 171 mm x 203 mm Cord Length: 76.2 cm Weight: 1180 g (includes Kettle base)	Matte Black Matte White Stone Blue + Walnut
Country Compatibility	
Inquire with sales representative	
Capacity	
0.9 L (30 oz)	





Corvo EKG Electric Kettle

**Materials**

304 18/8 stainless steel, BPA-free plastic handle and lid pull

Size Specs

Dimensions (LxWxH):
292 mm x 171 mm x 203 mm
Cord Length: 76.2 cm
Weight: 1220 g
(includes Kettle base)

Country Compatibility

Inquire with sales representative

Capacity

0.9 L (30 oz)

Electrical Specs

Voltage: 220-240 V~
Frequency: 50-60 Hz
Watts: 1200-1428 W

Product SKUs

Matte Black
Matte Black + Walnut

Stagg Pour-Over Kettle

**Materials**

304 18/8 stainless steel, BPA-free plastic handle

Stove Compatibility

Stagg 1 L:
Gas and electric.
Not Induction Compatible
Stagg Mini 600 ml:
Compatible with electric only

Capacity

Stagg holds 1 L (34 oz)
Stagg Mini holds 600 ml

Product SKUs

Polished Steel 1 L: 1042
Copper 1 L: 1102
Matte Black 1 L: 1043
Copper 600 ml: 1145
Matte Black 600 ml: 1144

Raven Stovetop Tea Kettle

**Materials**

301 18/8 stainless steel body, food and dishwasher safe silicone lid

Stove Compatibility

Gas and electric.
Not Induction Compatible

Capacity


1 L (34 oz) boiling capacity

Product SKUs


Matte Black: 1103

Heat Product Details


Clyde Stovetop Tea Kettle

	Materials	Versatility
	304 18/8 stainless steel, soft touch silicone wrapped handle, BPA-free plastic lid	Great for tea, coffee cupping, French press, and company
	Stove Compatibility	Capacity
	Gas and electric. Not Induction Compatible	1.7 L (57 oz)
		Product SKUs
		Matte Black: 1170MB17

Eddy Steaming Pitcher

	Materials	Capacity
	304 18/8 stainless steel	532 ml (18 oz) and 355 ml (12 oz)
	Versatility	Product SKUs
	Great for any milk based drinks from cortado to latte sized	Polished Steel 532 ml (18 oz): 1186PL18 Polished Steel 355 ml (12 oz): 1186PL12 Graphite 532 ml (18 oz): 1186GT18 Graphite 355 ml (12 oz): 1186GT12





Tally Pro Precision Scale

Weigh with precision. Brew with perfection.

When we set out to design the ultimate coffee scale, we took no small measures. With top-of-the-line accuracy, three modes for seamless brewing including instant ratio calculations, and a stunningly clear OLED display, it all adds up with Tally. Dial in recipes, experiment effortlessly, and take your pour-over to the pro leagues.

Three Thoughtful Modes

1:16

Brew Assist™ Mode

A first of its kind feature. Brew Assist™ Mode provides instant ratio calculations and keeps you on track throughout the pour-over process. Put away the calculator.



Timer Mode

For experienced brewers, Timer Mode shows a side-by-side timer and weight in grams so you can perfect your pour-over with minimal distractions.



Weight Mode

To weigh small goods beyond coffee, use the versatile Weight Mode to easily measure in grams, ounces, pounds, and milliliters of water.



Launching in
June 2023"

Additional Features

Luminous OLED Display

Whether in bright sunlight or a dim room, the stunningly clear OLED screen is easily readable so you're never in the dark.

Ultra Responsive + Precise

Accurate to the tenth of a gram and highly responsive, Tally is as fast and precise as you can get.

Made To Measure, Mess-Free

With a long battery life, durable premium design, and a removable weigh pan for easy cleaning, Tally goes the distance.

Built from premium Studio Edition materials: Glass base, OLED screen, and metal touchpoints.



It's all the range

Opus is the rare all-purpose grinder that can grind coffee for true 9-bar espresso, while also covering AeroPress®, pour-over, electric coffee makers, French press, and cold brew. 41 easily adjustable settings, plus expanded range and granularity using the inner ring.



Cafe-grade performance

C6-40 Burly Burrs™; a 6-blade 40 mm conical burr set, and powerful motor with 6 n*m of torque at the burr together deliver outstanding grind consistency and produce flavor profiles approved by certified Q-Graders: the master sommeliers of coffee.



Fully intuitive

Designed with ease of use in mind at every step, Opus includes a volumetric dosing lid to measure beans, anti-static technology for mess-free mornings, and a handy grind guide so you're never lost.

Opus Conical Burr Grinder

The everything grinder for effortless mornings

Opus is a powerful all-purpose grinder that unlocks your coffee's potential across the full range of brewing styles, from espresso to cold brew.



41+ Precision Settings

Easily adjustable for every grind, with expanded range and granularity using the inner ring.



110 g Load Bin Capacity

Batch brewer's delight: Opus can grind the perfect amount for everything up to a 12 cup brewer.



Single Dose Loading

Limit your beans' exposure to staleness-inducing oxygen by grinding as you go.



Timed Autostop

Banish that empty grinder whine from your kitchen with the adjustable timed autostop.



No-Tool Calibration

Use the calibration ring to easily dial-in Opus for more precision and range without a toolbox.



Anti-Static Technology

Radically reduce grind retention and enjoy mess-free transitions to your brewer.

Ode Brew Grinder



Cafe Performance For Your Countertop

With upgraded Gen 2 Brew Burrs, increased 100 gram grind capacity, and anti-static technology for mess-free mornings, the next generation of Ode is ready to hit the grind running.



Meet The New Burrs

From the finest pour-over methods to the coarsest cold brew recipes, our Gen 2 Brew Burrs were developed in-house by a certified Q grader for more precision and range. The 64 mm stainless steel flat burrs have a unique two-stage grinding geometry capable of handling all roasting styles while producing coffee with medium body, sweetness, and good clarity.



Perfect For The Home

Ode transforms a morning chore into a quicker, quieter, and more enjoyable experience. By scrapping the oversized (and unnecessary!) hopper and including noise reduction features, your countertop is officially open for brewing business.

Also available in Matte White



Precision Grind Quality

Grind quality and consistency are key to a great tasting cup of coffee. With Ode, precise particle size is possible with every push of the button thanks to cafe-sized flat burrs and easy grind adjustment with 11 settings and 31 steps in between.



Mess-Free Mornings

Coffee grinding naturally generates a ton of static and flaky coffee residue called chaff. With new anti-static technology, a magnetically aligned catch for added cleanliness, and a grinds knocker to reduce grind retention, Ode will mitigate mess and keep your brewing area tidy.

Ode Gen 2

Additional Features



Reduced Grind Noise

No more waking up your roommates. From high-quality materials to ditching the noisy gearbox, Ode was designed with quietness in mind.



Single Dose Loading

Grind what you need right before you brew. We chopped off the space-hogging hopper to limit your beans' exposure to staleness-inducing oxygen.



Smart Speed PID Motor

A PID feedback-controlled motor exposes every bean to the same force and speed for consistent grind quality.



64 mm Flat Burrs

Professional-grade stainless steel flat burrs reduce grind time and heat generation while increasing grind particle consistency.



Grinds Knocker

Thwap! A high-force spring knocks any extra grinds and chaff into the catch for less mess and low grind retention.



Auto Stop

Ode knows exactly when the last bean has been ground and automatically shuts itself off. No more awful revving noise when your grinder spins on empty.

“Combines super accurate flat burrs with a blacked-out, space-age design... No coffee grinder will look cooler on your countertop.”

— GQ



reddot winner 2022





Perfect For The Home

Ode transforms a morning chore into a quicker, quieter, and more enjoyable experience. By scrapping the oversized (and unnecessary!) hopper and adding noise reduction features, your countertop is officially open for brewing business.



Precision Grind Quality

Grind quality and consistency are key to a great tasting cup of coffee. With Ode, precise particle size is possible with every push of the button thanks to cafe-sized flat burrs and easy grind adjustment with 11 settings and 31 steps in between.

Ode Brew Grinder

Cafe Performance For Your Countertop

With 64 mm professional-grade flat burrs, 31 grind settings, and unique single dose loading for maximum bean freshness, Ode is ready to hit the grind running!



Deliberate Details

With a magnetically aligned catch for added cleanliness, a grinds knocker to reduce grind retention, and easy pour fins for a smooth transition, a stacked variety of carefully engineered features set Ode a part from the pack.



Also available in Matte White



Clara French Press

Start Your Day On A Bright Note

Meet the most thoughtful French press. Sure, we know a title this significant should probably be given and not self-proclaimed, but Clara is in an immersion league of her own.



Easy To Use

No scale? No problem. Load grinds up to the coffee line and hot water up to the water line. Clara's ratio aids take out the not-quite-awake-yet guesswork for the perfect 710 ml (24 oz) batch every time. Bada bing, bada brew.



Clean Cup

Clara's Enhanced Filtration Mesh brings out clean and complex flavors in a full-bodied brew. For easy clean up, make a dash for the compost bin and watch the slick interior coating go to work.



Also available in Matte Black + Walnut finish



Press To Release

The built-in silicone ring stops air, moisture, odors, and other funk from seeping in. When the contents are calling your name, press the Easy Release Button on top to release the pressure and dig in.



Twist to Remove Air

Using Atmos is simple: pop on the lid, twist it back and forth, and feel the tension as oxygen gets sucked out of the chamber.



Green Means Good to Go

Watch the dot drop to reveal a green ring. The vacuum is now locked to prevent oxidation and extend the shelf life of your coffee—tea, nuts, or "herbs"—by up to 50%.

Colors + Finishes

Atmos Vacuum Canister



Matte Black

1.2, 0.7 & 0.4 Liters



Matte White

1.2, 0.7 & 0.4 Liters



Clear Glass

1.2, 0.7 & 0.4 Liters



Stagg [X] and [XF] Pour-Over Drippers

Consistently Great Brewing, Less Fuss

Whether you're a coffee expert or novice, Stagg [X] and [XF] Drippers will help you consistently brew the perfect cup. Use the ratio aid to ensure the right amount of coffee, every time. Take advantage of Stagg's vacuum insulated body, steep slope, and unique hole pattern to kick your pour-over recipe up a notch.



Vacuum Insulated
Better heat retention during brewing.

Stagg [X]

For the ritualistic brewer invested in a precise, slow pour. Stagg [X]'s shorter height aligns with the traditional pour-over brewing method of a continuous slow pour. Brewing with Stagg [X] gives you more control over your water dispersal and extraction. The traditionalist's tool to perfecting their morning ritual.



Drip Cup
Drips: gotta catch em' all.



Steep Slope
Increased coffee-to-water contact boosts extraction.

Stagg [XF]

For the brewer who still wants the bright, clean cup of pour-over but with a little less effort and attention to detail: pour-and-go with the Stagg [XF] "fill-up" method. The tall column gives you more room to combine the ease of immersion brewing and the great taste of pour-over. Brew every morning with a little less elbow grease but still a whole lot of flavor.



No-Clog Drainage
Consistent drip time, every time.



Ratio Aid
Always know the right amount of coffee to add.

Stagg Pour-Over Sets

Looking for the perfect set to get your customer started on their pour-over journey? Stagg Pour-Over pieces are available as sets or individually.



Stagg [XF] Set

- Stagg [XF] Dripper
- Stagg Double Wall Carafe 591 ml (20 oz)
- 30 filters

Stagg [X] Set

- Stagg [X] Dripper
- Stagg Tasting Glass 296 ml (10 oz)
- 30 filters

Prismo AeroPress® Attachment

Prismo is a pressure-actuated valve designed to be used with the AeroPress® Coffee Maker. This attachment allows for a build-up of pressure to create espresso-style coffee and creates a no-drip seal for a full immersion brew.

There are endless recipes—espresso-style, full-immersion, cold brew, hot/iced tea, americanos, and much more!




No-Drip Seal
Ditch the flip.
Brew a full immersion without
inverting your
AeroPress®



Reusable Metal Filter
The 150 micron etched fine metal
filter stops sludge in its tracks.



Pressure-Activated Valve
Stays sealed until you
press down.



Shimmy Coffee Sieve

Shake it till you make it.

A simple way to remove microfines for better tasting coffee. If your grinder is a culprit for inconsistent grind sizes, Shimmy Coffee Sieve has arrived to shake things up. Pair Shimmy with your pour-over dripper, French press, or Prismo to instantly upgrade your everyday brewing routine.



200 Micron Etched Filter

A fine etched metal filter sifts out all coffee grind sizes under 200 microns—the particles that affect extraction the most during manual brewing methods.




Ergonomic Shape


Shimmy is styled after a cocktail shaker for a fast and effortless coffee sieve. Shake like someone who introduces themselves as last name, first name, last name is sitting across the bar in a tuxedo jacket waiting for a drink.

Brew Product Details

Ode Brew Grinder

	Materials Stainless steel burrs, aluminum body, plastic load bin and base	Available Countries US, Canada, EU, UK, Australia, New Zealand, China, Korea, Taiwan, Hong Kong, Saudi Arabia, United Arab Emirates
	Size Specs Dimensions (LxWxH): 9.4 in (239 mm) x 4.2 in (105 mm) x 9.5 in (241.5 mm) Cord length: 1 m Weight: 9.9 lbs / 4.5 kg	Product SKUs Matte Black: D1211MB-US Matte Black: D1211MB-EU Matte Black: D1211MB-UK Matte Black: D1211MB-AU Matte Black: D1211MB-CN Matte Black: D1211MB-KR Matte Black: D1211MB-TW Matte Black: D1211MB-HK Matte Black: D1211MB-GCC Matte White: D1211MW-US Matte White: D1211MW-EU
	Electrical Voltage: 120V US/Canada/Taiwan 220-240V other select countries Frequency: 50-60 Hz Watts: 150 W	

Ode Brew Grinder Gen 2

	Materials Aluminum body, plastic load bin and base, stainless steel (Gen 2 Brew Burrs)	Available Countries US, Canada, Europe, China, Taiwan, Korea, UK, Australia, Japan, GCC, Hong Kong
	Size Specs Dimensions (LxWxH): 239 mm x 105 mm x 248.3 mm Grind capacity: 100 grams Cord length: 1 m Weight: 4.5 kg/10 lbs	Product SKUs Matte Black: D1211MB-US-SB Matte White: D1211MW-US-SB Matte Black: D1211MB-EU-SB Matte Black: D1211MB-CN-SB Matte Black: D1211MB-TW-SB Matte Black: D1211MB-KR-SB Matte Black: D1211MB-UK-SB Matte Black: D1211MB-AU-SB Matte Black: D1211MB-GCC-SB Matte Black: D1211MB-UK-SB Matte White: D1211MW-EU-SB Matte White: D1211MW-CN-SB Matte White: D1211MW-TW-SB Matte White: D1211MW-KR-SB Matte White: D1211MW-UK-SB Matte White: D1211MW-AU-SB Matte White: D1211MW-GCC-SB Matte White: D1211MW-UK-SB

Opus Conical Brew Grinder

	Materials High Quality ABS/PC/PP Plastics, C6-40 Burly Burrs™: Stainless Steel Conical Burrs	Available Countries US, Canada, EU, UK, Australia, New Zealand, China, Korea, Taiwan, Hong Kong, Saudi Arabia, United Arab Emirates
	Size Specs Weight: 4 lb / 1.81 kg Dimensions (LxWxH): 210mm x 129mm x 268mm Grind capacity: 110 grams Cord length: 39.3 in (1m) Burr size: 40 mm	Product SKUs Matte Black: D1211MB-US Matte Black: D1211MB-EU Matte Black: D1211MB-UK Matte Black: D1211MB-AU Matte Black: D1211MB-CN Matte Black: D1211MB-KR Matte Black: D1211MB-TW Matte Black: D1211MB-HK Matte Black: D1211MB-GCC
	Electrical Voltage: 120V US/Canada/Taiwan 220-240V other select countries Frequency: 50-60 Hz Watts: 150 W	


Tally Pro Precision Scale

	Materials Silicon, glass, stainless steel, anodized aluminum	Country Compatibility Inquire with sales representative for country compatibility
	Size Specs Dimensions (LxWxH): 7 in x 5.9 in x 1.3 in (177 mm x 150 mm x 33 mm) Cord Length: 3.3 ft (100 cm) Weight: 553.5g	Electrical Specs Battery: Lithium ion rechargeable battery Voltage & Amps: 5 V, 1 A USB-C compatible
	Max Weight Capacity 2,500 g	Product SKUs Matte Black APAC: D1300PROS-AP1 Matte Black EU / UK: D1300PROS-US Matte Black GCC: D1300PROS-GCC Matte Black Japan: D1300PROS-JP Matte Black Korea: D1300PROS-KR


Repeatability 0.1 g	Units g, oz, lbs, ml
-------------------------------	--------------------------------

Brew Product Details


Stagg [X] and [XF] Pour-Over Drippers

	Materials Stainless steel body, silicone gasket	Unique Design No-clog drainage hole and bump for optimal extraction
	Vacuum Insulated For ultimate heat retention during your brew	Product SKUs Stagg [X] Dripper: 1130 Stagg [XF] Dripper: 1108 Stagg Tasting Glasses: 1110 Stagg Double Wall Carafe: 1109 Stagg [X] Set: 1136 Stagg [XF] Set: 1143
	Ratio Aid Measure out 1 or 2 servings, so you always know the right amount of coffee to add. Ratio aid also acts as a drip cup for when you're done brewing.	


Stagg Paper Filters

	Product Compatibility [XF] fits Stagg [XF] Dripper [X] fits Stagg [X] Dripper	Product SKU Stagg [X] Filters: 1135 Stagg [XF] Filters: 1129
--	--	---


Prismo AeroPress® Attachment

	Materials Body material: Polypropylene Valve material: Silicone Reusable 150 micron etched fine stainless steel filter	Versatility Espresso-style coffee, full immersion, americanos, cold brew, hot tea, iced tea, and more!
	Product Compatibility Compatible only with the AeroPress® Coffee Maker	Product SKU Stone Blue: 1148

Shimmy Coffee Sieve

	Size Specs Grinds Capacity: 80 grams Filter: 200 µm metal filter Dimensions (LxWxH): 75 mm x 60 mm x 197.7 mm Weight: 170 grams	Materials Plastic body, lid, and bot- tom cap, silicone gaskets, and 304 stainless steel filter
		Product SKU 1215

Atmos Vacuum Canister

	Materials Borosilicate glass or 304 18/8 stainless steel, BPA-free plastic lid	Versatility Atmos’ various sizes are great for a 8 oz -16 oz bag of coffee, snacks, or virtually anything you want to protect from oxygen and staleness.
	Capacity <i>0.4 L canister</i> holds up to 6 oz /170 gm light roast coffee beans 4.25” diameter, 3.25” height <i>0.7 L canister</i> holds up to 10 oz /283 gm light roast coffee beans 4.25” diameter, 5.0” height <i>1.2 L canister</i> holds up to 16 oz /453 gm light roast coffee beans 4.25” diameter, 6.88” height	Product SKUs 1.2L Matte Black: 1168MB12 0.7L Matte Black: 1168MB07 0.4L Matte Black: 1168MB04 1.2L Clear Glass: 1168CG12 0.7L Clear Glass: 1168CG07 0.4L Clear Glass: 1168CG04 1.2L Matte White: 1168MW12 0.7L Matte White: 1168MW07 0.4L Matte White: 1168MW04

Clara French Press

	Materials Stainless steel body and filter BPA-free plastic lid and handle, Optional walnut wooden press and handle	Capacity 24 oz
	Size Specs Dimensions (LxWxH): 170 mm X 115 mm X 200 mm Diameter: 115 mm Weight (grams): 917.0 g (with plastic handle), 784.5 g (with walnut handle)	Product SKUs Matte Black: 1212MBLA48 Matte Black + Walnut: 1212WALN48



Carter Cold Tumbler

Coffee's license to chill.

We re-engineered our award-winning Carter Move Mug for cold sipping on-the-go. Featuring an insulated body, True Taste ceramic interior, and an integrated straw designed for slow sips you can savor. Whether it's cold brew, iced tea, or cocktails, Carter Cold Tumbler keeps secure whatever keeps you cool.



Lid available as an accessory

Swap The Top!

Carter Cold Tumbler is compatible with our existing Carter Move Mug lids so you can effortlessly transform it with a screw top Move Lid, Slide-Lock Lid, or open-topped 360° Sip Lid.



True Taste Ceramic Coating

A ceramic interior keeps your brew free of odors, oils, and 'old penny' tasting notes.



Sippable Straw

Built from shatterproof glass-like Tritan, the straw is the perfect diameter for slow sipping.



Spill Resistant

A screw top lid and straw stopper allows you to sip securely without splashes or leaks.



On-The-Go Compatible

The slim width is both comfortable to hold and fits your car cup-holder for any adventure.

Carter Slide Mug

Coffee that's ready when you are.

Our award-winning Carter Move Mug just got even more convenient. The uniquely angled lid slides open with the flick of a thumb for mid-commute coffee breaks, then effortlessly slides back securing your drink and locking in heat and flavor. Hanging from a bus strap, trapped in traffic, or taking a hike—this is your mug when you're on a mission and don't have time for anything less than ridiculously good coffee.



Slide-Lock Lid

A leak-proof seal slides open and closed for quick sipping and secure stowing.



True Taste Ceramic Coating

A ceramic interior keeps your brew free of odors, oils, and "old penny" tasting notes.



Heat-Lock Double Wall Vacuum

Plans change. Insulated stainless steel retains heat or stays cold for 6 hours.



Transit Friendly

By bus, train, or hoverboard, you're officially in the clear to caffeinate on your way.

Carter 360 Mug

Coffee that's open to anything.

The mug that will make you wonder why every takeout cafe cup isn't built this way. Our game-changing design features a 360° Sip Lid, allowing you to drink confidently from every angle. With a slim width for one-handed use, ceramic coating, and an aromatic open top, it covers all your sensory bases while you're on your way. For short strolls and errands that go on too long, this is your mug about town.



Splash Proof

While not leak proof for lugging in a bag, a built-in splash umbrella withstands sudden stops.




Easy Clean Magnetic Lid

The splash umbrella easily snaps on and off allowing you to clean every crevice.



360° One-Handed Drinkability

Open on all sides so you can sip confidently from any angle.



Carter Move Mug

Coffee that can keep up.

Consider your commute covered. Designed to amplify the senses and engineered to fit your travel needs with a snap-in splash guard and a slim width, Carter Move Mug is ready to roll! We never understood why to-go tumblers made design decisions that compromised the coffee drinking experience. The senses—taste, smell, and touch—were ignored, while durability and extreme heat retention were prioritized. Why not both?



On-The-Go Compatibility

Coffee that can keep up. By car, by bike, or by backpack, the slim width fits any adventure.



Leak-Proof Seal

A quick, 270° twist locks the lid to eliminate liquid mishaps. You have our your-bag-is-not-getting-wet guarantee.



True Taste Ceramic Coating

Unlike stainless steel, a ceramic interior keeps your brew free of odors, oils, and “old penny” tasting notes.



Drinkable Thin Lip

A tapered thin lip mimics a Cabernet glass to deliver coffee directly to your taste buds while also sitting comfortably on your mouth.



Heat-Lock Double Wall Vacuum

Because triple walled seemed a little overboard. Our 304 18/8 insulated stainless steel retains heat for 12 hours and stays cold for 24 hours.

Carter Wide Mug

Coffee For Here. And There.

We never understood why to-go tumblers made design decisions that compromised the coffee drinking experience. The senses—taste, smell, and touch—were ignored, while durability and extreme heat retention were prioritized. Why not both?



Aromatic Wide Mouth

A mug-inspired mouth lets you access coffee's full aroma and gauge the temperature before you drink.



Heat-Lock Double Wall Vacuum

Because triple walled seemed a little overboard. Our 304 18/8 insulated stainless steel retains heat for 12 hours and stays cold for 24 hours.



Drinkable Thin Lip

A tapered thin lip mimics a Cabernet glass to deliver coffee directly to your taste buds while also sitting comfortably on your mouth.



Brew-And-Go Compatibility

Skip a step with a 69 mm diameter rim designed to fit the most popular manual brewing devices.



Leak-Proof Seal

A quick, 270° twist locks the lid to eliminate liquid mishaps. You have our your-bag-is-not-getting-wet guarantee.



True Taste Ceramic Coating

Unlike stainless steel, a ceramic interior keeps your brew free of odors, oils, and "old penny" tasting notes.



Carter Colors

Color Chart	Carter Wide Mug Sizes: 16 & 12 oz	Carter Move Mug Sizes: 16, 12, & 8 oz	Carter 360° Mug Sizes: 16, 12, & 8 oz	Carter Slide Mug Sizes: 16 & 12 oz	Carter Cold Tumbler Sizes: 16 oz
Matte Black					
Matte White					
Matte Grey					
Stone Blue					
Cargo Green					
Slate Grey					
Mint Chip					
Warm Pink					
Peri Twinkle					
Really Red					

Monty Milk Art Cups

Picasso Your Pour

Meet Monty, a sleek double wall ceramic cup for beautiful espresso drinks. The hidden parabolic slope lifts crema to the top without disruption for perfect latte art. Where some see a cup, we see a canvas.



Latte Art Fluid Dynamics

The parabolic slope helps you picasso your pour by lifting crema to the top without disruption.



4 SIZES

Latte 325 ml (11 oz) • Cappuccino 192 ml (6.5 oz)
Cortado 133 ml (4.5 oz) • Demitasse 89 ml (3 oz) set



Also available in Matte Black



Stackability

Because you'll want more than one way to store them.



Sleek Metal Bottom

For keeping up with the Joneses.



Double Wall Ceramic

Better heat retention and no exterior condensation.

Joey Double Wall Ceramic Mugs

Because Triple Wall Seemed A Little Overboard

Bring a sense of occasion to your everyday ritual. Combining a matte ceramic body with a high contrast copper bottom, this is the tuxedo of coffee cups. The tapered design allows for easy gripping while the double wall keeps the exterior cool and condensation-free. Built for coffee but open to your top shelf beverages.



Sleek Metal Bottom

For keeping up with the Joneses.

3 SIZES

Big Jo' 355 ml (12 oz) • Joey 237 ml (8 oz)
Junior Demitasse 68 ml (2.3 oz) set



Also available in Matte Black + Copper

Mighty Small Glass Carafe

The Perfect Single-Serving Sidekick

Whether you're enjoying a cup at home or dialing-in a pour-over on bar, this mighty carafe gets the job done and makes anything you serve look pretty. Pair with Stagg [X]'s ratio aid and stop at the 300 ml dot to ace the coffee-to-water ratio, every time.



No-Drip Spout

Pour with precision. A sharp spout eliminates drips and saves you from spills.



Available in Clear – 300 ml



Available in Smoke Grey – 300 ml



Sturdy Little Handle

Provides a comfortable and firm grasp for pouring. Plus, it stays cool so your fingers do too.



Hand Blown Glass

Strong and durable, our thick 2 mm borosilicate glass keeps your coffee warmer for longer.



Serve Product Details

Carter Cold Tumbler



Materials
18/8 stainless steel, BPA-free plastic and steel lid, Tritan straw, inner True Taste Ceramic Coating

Size Specs
Diameter Body: 77 mm
Mouth: 62 mm
Height to top of straw: 268 mm
Diameter Straw: 8 mm
Mouth: 62 mm

Compatibility
Fits most standard drippers, not compatible with the AeroPress® Coffee Maker or Prismo AeroPress® Attachment.

Product SKUs
16 oz Matte Black: 1214MBLA16-S
16 oz Matte White: 1214MWT16-S
16 oz Matte Grey: 1214MGR16-S
16 oz Stone Blue: 1214SBL16-S
16 oz Peri Twinkle: 1214PUR16-S
16 oz Mint Chip: 1214MNT16-S

Carter Cold Tumbler Lid Accessory



Materials
BPA-free plastic, steel, Triton straw

Size Specs

Compatibility
Compatible with 16 oz Carter Move Mug only

Product SKUs
Matte Black: 1214MBLA16-001LS
Matte White: 1214MWT16-001LS
Matte Grey: 1214MGR16-001LS
Peri Twinkle: 1214PUR16-001LS
Mint Chip: 1214MNT16-001LS
Stone Blue: 1214SBL16-001LS

Carter Slide Mug



Materials
304 18/8 stainless steel, BPA-free plastic lid, inner True Taste ceramic coating

Size Specs
Diameter Body: 77 mm
Mouth: 77 mm

Compatibility
Fits standard pour-over drippers, not compatible with the AeroPress® Coffee Maker or Prismo AeroPress® Attachment

Product SKUs
355 ml Matte Black (12 oz): 1214BLA12-C
473 ml Matte Black (16 oz): 1214BLA16-C
355 ml Matte Grey (12 oz): 1214MGR12-C
473 ml Matte Grey (16 oz): 1214MGR16-C
355 ml Matte White (12 oz): 1214MWT12-C
473 ml Matte White (16 oz): 1214MWT16-C
355 ml Stone Blue (12 oz): 1214SBL12-C
473 ml Stone Blue (16 oz): 1214SBL16-C

Carter Slide Mug Lid Accessory



Materials
BPA-free plastic lid

Size Specs
Diameter Body: 77 mm
Mouth: 62 mm
Sip Lid:

Product SKUs
Matte Black: 1214MBLA-001

Serve Product Details

Carter Move Mug



Materials
18/8 stainless steel, BPA-free plastic and steel lid, inner True Taste ceramic coating

Size Specs
Diameter Body: 77 mm
Mouth: 62 mm

Compatibility
Fits most standard drippers, not compatible with the AeroPress® Coffee Maker or Prismo AeroPress® Attachment.

Product SKUs
237 ml (8 oz) Matte Black: 1214MBLA08
355 ml (12 oz) Matte Black: 1214MBLA12
473 ml (16 oz) Matte Black: 1214MBLA16
237 ml (8 oz) Matte Grey: 1214MGR08
355 ml (12 oz) Matte Grey: 1214MGR12
473 ml (16 oz) Matte Grey: 1214MGR16
237 ml (8 oz) Matte White: 1214MWT08
355 ml (12 oz) Matte White: 1214MWT12
473 ml (16 oz) Matte White: 1214MWT16
355 ml (12 oz) Stone Blue: 1214SBL12
473 ml (16 oz) Stone Blue: 1214SBL16
237 ml (8 oz) Cargo Green: 1214CGR08
355 ml (12 oz) Cargo Green: 1214CGR12
473 ml (16 oz) Cargo Green: 1214CGR16
237 ml (8 oz) Mint Chip: 1214MNT08
355 ml (12 oz) Mint Chip: 1214MNT12
473 ml (16 oz) Mint Chip: 1214MNT16
355 ml (12 oz) Slate Grey: 1214SGR12
473 ml (16 oz) Slate Grey: 1214SGR16
355 ml (12 oz) Warm Pink: 1214PNK12
473 ml (16 oz) Warm Pink: 1214PNK16
355 ml (12 oz) Really Red: 1214RED12
473 ml (16 oz) Really Red: 214RED16
355 ml (12 oz) Peri Twinkle: 1214PUR12
473 ml (16 oz) Peri Twinkle: 1214PUR16

Mighty Small Glass Carafe



Materials
Hand blown borosilicate glass

Size Specs
Height: 11.4 cm
Bottom Diameter: 11.4 cm
Top Diameter: 7.6 cm
Weight: 250 g
Volume: 500 ml
Ratio Aid Dot: 300 ml

Product SKUs
Clear: 1208CL30
Smoke Grey: 1208SG30

Monty Milk Art Cups



Materials
Double wall ceramic body with copper bottom or graphite bottom

Versatility
From lattes to espresso shots, the Monty family is a sleek addition to any café, store or home.

Stackable for easy storage on espresso machines or on shelves. 325 ml and 192 ml stack together, and 133 ml and 89 ml stack together.

Dishwasher safe

Capacity
Latte 325 ml (11 oz), Cappuccino 192 ml (6.5 oz), Cortado 133 ml (4.5 oz), Demitasse 89 ml (3 oz).

Product SKUs
Matte White Latte 325 ml : 1169MW11
Matte White Capp 192 ml: 1169MW06
Matte White Cortado 133 ml: 1169MW04
Matte White Demi 89 ml: 1169MW03
Matte Black Latte 325 ml: 1169MB11
Matte Black Capp 192 ml: 1169MB06
Matte Black Cortado 133 ml 1169MB04
Matte Black Demi 89 ml: 1169MB03

Joey Double Wall Ceramic Mugs



Materials
Double wall ceramic body with copper bottom

Versatility
Coffee, milk-based drinks, or tea, the Joey family brings beauty to any café, store, or home.

Capacity
355 ml (12 oz), 237 ml (8 oz) or 68 ml (2 oz) demitasse (pair)

Product SKUs
Junior 68 ml (2 oz) Black: 1124
Junior 68 ml (2 oz) White: 1119
Joey 237 ml (8 oz) Black: 1122
Joey 237 ml (8 oz) White: 1117
Big Jo' 355 (12 oz) ml Black: 1123
Big Jo' 355 ml (12 oz) White: 1118

Carter Wide Mug



Materials
18/8 stainless steel, BPA-free plastic and steel lid, inner True Taste ceramic coating

Size Specs
Diameter Body: 86 mm
Mouth: 69 mm
12 oz: 127 mm tall with lid, 121 mm tall without lid
16 oz: 157 mm with lid, 152 mm without lid

Compatibility
Fits all standard drippers and the AeroPress® Coffee Maker, but may not fit in all cup holders

Product SKUs
355 ml (12 oz) Matte Black: 1209MBLA12
473 ml (16 oz) Matte Black: 1209MBLA16
355 ml (12 oz) Matte Grey: 1209MGR12
473 ml (16 oz) Matte Grey: 1209MGR16
355 ml (12 oz) Matte White: 1209MWT12
473 ml (16 oz) Matte White: 1209MWT16
355 ml (12 oz) Stone Blue: 1209SBL12
473 ml (16 oz) Stone Blue: 1209SBL16
355 ml (12 oz) Cargo Green: 1209GR12
473 ml (16 oz) Cargo Green: 1209GR16
355 ml (12 oz) Mint Chip: 1209MNT12
473 ml (16 oz) Mint Chip: 1209MNT16
355 ml (12 oz) Slate Grey: 1209SGR12
473 ml (16 oz) Slate Grey: 1209SGR16



Thank you

Contact
orders@fellowproducts.com

Online
Fellowproducts.com

San Francisco Store
820 Valencia Street
San Francisco, CA 94110

Los Angeles Store
1342 1/2 Abbot Kinney Blvd,
Venice, CA 90291

Office
560 Alabama Street
San Francisco, CA 94110

